

TABLE OF CONTENTS



Schedule.....	2
Media Information.....	3-4
STAFF	
Head Coach Linda Lappe	6-7
Assistant Coach Jennie Baranczyk.....	8
Assistant Coach Jonas Chatterton.....	9
Assistant Coach Johnna Pointer.....	10
Director of Operations Tracy Tripp	11
Basketball Support Staff	12-14
University Administration.....	15-18
PLAYERS	
2010-11 Rosters.....	20
2010-11 Outlook	21
2010-11 Colorado Buffaloes.....	22-43
2010-11 Radio/TV Roster.....	44
2009-10 IN REVIEW	
Scoreboard/Season Statistics	46-50
Box Scores.....	51-60
2009-10 In Review	61
Big 12 Honors/Statistics.....	62-64

OPPONENTS

2010-11 CU Opponents.....	66-75
2011 Big 12 Schedule/Championship	76-78
All-Time Opponent History	79-88

RECORDS

Colorado/Opponent Records.....	90-97
Season/Career Charts	98-102
Miscellaneous Records.....	103-110

HISTORY

Letterwinners/1,000 Point Scorers	112-119
State-by-State/Jerseys/Omni Classic.....	120-125
All-Time Coaches	126
All-Time Results/Statistics	127-144
CU Basketball Milestones.....	145-147
Where Are They Now?	148
Rankings	149-153
In The Spotlight.....	154-155
Honor Roll.....	156-161
Bufs In The Pros.....	162
Conference History	163-164
NCAA History.....	165-167
Coors Events Center/Tradition	168-169
Athletic Hall of Fame	170
University of Colorado	171



BUFF BITS

BUFFS AT A GLANCE

Location: Boulder, Colo. (101,547)
Founded: 1876
Enrollment: 30,128
Colors: Silver, Gold and Black
Nickname: Buffaloes (Bufs)
Mascot: Ralpie V, The Buffalo (live), Chip (costumed)
Home Arena (Capacity): Coors Events Center (11,064)
Elevation: 5,435 feet above sea level
NCAA Affiliation: Division I
Conference: Big 12 (Joined 1996)
President : Bruce Benson
Chancellor: Phil DiStefano
Athletic Director: Mike Bohn
Senior Woman Administrator: Ceal Barry

COACHING STAFF

Head Coach: Linda Lappe
Alma Mater (Year): Colorado (2002)
Record at Colorado (Years): 0-0 (First)
Overall Record (Years): 50-36 (3)
Assistant Coach (Years): Jennie Baranczyk (First)
Alma Mater (Year): Iowa (2004)
Assistant Coach (Years): Jonas Chatterton (First)
Alma Mater (Year): Utah (2000)
Assistant Coach (Years): Johnna Pointer (First)
Alma Mater (Year): Texas (1994)
Director of Basketball Operations: Tracy Tripp
Alma Mater (Year): Colorado (1990)
Basketball Administrative Assistant: Rosi Hauber
Basketball Email: cuwbball@colorado.edu
Basketball Office Phone: 303-492-6086
Dal Ward Athletic Training Room: 303-492-3801
CECC Athletic Training Room: 303-492-2970
Athletic Trainer: Nicole Makris
Manager of Equipment, Olympic Sports:
 Brendon Smith
Dal Ward Athletic Equipment Office: 303-492-3701
CECC Equipment Office: 303-492-3795

SPORTS INFORMATION

Assistant Director/Basketball Contact: Troy Andre
Office Phone: 303-492-4672
Cell Phone: 303-903-3654
Email: troy.andre@colorado.edu
Office Fax: 303-492-3811
Associate AD/Sports Information: David Plati
Plati Email: david.plati@colorado.edu
Associate Director: Curtis Snyder
Snyder Email: curtis.snyder@colorado.edu
Assistant Director: Andrew Green
Green Email: andrew.green@colorado.edu
Assistant Director: Linda Poncin
Poncin Email: linda.poncin@colorado.edu
Graduate Assistant Director: Cydney Ricker
Ricker Email: cydney.ricker@colorado.edu
Mailing Address: 357 UCB Boulder, CO 80309-0357
Overnight: Fieldhouse Annex 50, Boulder, CO 80309
Web Site: www.CUBuffs.com

TEAM INFORMATION

2009-10 Record: 13-17
2010 Big 12 Record: 3-13
2010 Big 12 Finish: 11th

Postseason: DNP

Final AP Poll Ranking: NR
Final USA Today/ESPN Ranking: NR
Letterwinners Returning/Lost: 8/5
Starters Returning/Lost: 3/2
Newcomers: 4

HISTORY

First Season: 1975
All-Time Record: 651-420 (.608)
NCAA Appearances: 12 (1988-89, 1992-97, 2001-04)
NCAA Record: 17-12 (.586)
Best NCAA Finish: Elite Eight (1993, 1995, 2002)

MEDIA SERVICES

Sports Information Office Phone: 303-492-5626
Sports Information Office Fax: 303-492-3811
Coors Events Center Press Row: 303-492-1552/4381
CECC Media Work Room: 303-492-0710-0715
CECC Media Work Room Fax: 303-492-0712
CU Athletics Tickets: 303-49-BUFFS

Credits: The 2010-11 University of Colorado Women's Basketball Information Guide was produced through the combined efforts of the Sports Information Office and Whirlwind Graphics. The guide was written, designed and edited by Troy Andre, assistant sports information director. Writing, research and editorial assistance was provided by CU student assistant Cydney Ricker. Cover design and overall typesetting and layout was provided by Linda Hall of Whirlwind Graphics. The following photographers' work was used in the Information Guide: Chip Bromfield, ProMotion, Ltd., Juan Diez, ProMotion, Ltd., Casey A. Cass, Glenn Asakawa, Larry Harwood, Brian Lewis, Dan Madden, Scott Quintard, Scott Arnold, Rupert Barrington, Dee Welsch and the AP. The University of Colorado at Boulder is an equal opportunity/affirmative action institution. Copyright 2010, The Regents of the University of Colorado, a body corporate, for the use and benefit of the Athletic Department. No material in this publication may be reproduced for publication (including rosters) without the consent of the athletic department's sports information director. Daily newspapers, radio and TV are excluded from the above.



SCHEDULE

DATE	OPPONENT	LOCATION	TIME (MST)	TV
Friday, Nov. 5	WESTERN STATE (Exh)	BOULDER	7 p.m.	
Friday, Nov. 12	REGIS (Colo.)	BOULDER	5:30 p.m.	FSN RM
Tuesday, Nov. 16	at Denver	Denver, Colo.	7 p.m.	
Friday, Nov. 19	SANTA CLARA	BOULDER	7 p.m.	
Sunday, Nov. 21	TENNESSEE-MARTIN	BOULDER	2 p.m.	
Nov. 26-27	&-24th ANNUAL OMNI HOTELS CLASSIC			
Friday, Nov. 26	&-Loyola-Chicago vs. E. Washington	BOULDER	5 p.m.	
	&-EVANSVILLE	BOULDER	7:30 p.m.	
Saturday, Nov. 27	&-Consolation	BOULDER	5 p.m.	
	&-Championship	BOULDER	7:30 p.m.	
Wednesday, Dec. 1	TEXAS STATE	BOULDER	7 p.m.	
Saturday, Dec. 4	#-ILLINOIS	BOULDER	5:00 p.m.	
Wednesday, Dec. 8	COLORADO STATE	BOULDER	5:30 p.m.	FSN RM
Dec. 18-19	Women of Troy Tournament – CU, USC, Dayton, San Diego State			
Saturday, Dec. 18	^–at USC	Los Angeles, Calif.	5:30 p.m.	
Sunday, Dec. 19	^–vs. Dayton/San Diego State	Los Angeles, Calif.	4/6:30 p.m.	
Thursday, Dec. 30	COLGATE	BOULDER	7 p.m.	
Tuesday, Jan. 4	NORTH DAKOTA	BOULDER	7 p.m.	FSN RM
Saturday, Jan. 8	*at Texas A&M	College Station, Texas	6 p.m.	
Wednesday, Jan. 12	* KANSAS	BOULDER	7 p.m.	FSN RM
Saturday, Jan. 15	* IOWA STATE	BOULDER	4 p.m.	
Tuesday, Jan. 18	*at Oklahoma State	Stillwater, Okla.	5 p.m.	
Saturday, Jan. 22	* MISSOURI	BOULDER	4 p.m.	
Wednesday, Jan. 26	* KANSAS STATE	BOULDER	7 p.m.	FSN RM
Sunday, Jan. 30	*at Texas	Austin, Texas	1 p.m.	
Wednesday, Feb. 2	*at Kansas	Lawrence, Kan.	6 p.m.	
Sunday, Feb. 6	* NEBRASKA	BOULDER	2 p.m.	FSN
Saturday, Feb. 12	* TEXAS TECH	BOULDER	4 p.m.	
Wednesday, Feb. 16	*at Kansas State	Manhattan, Kan.	6 p.m.	FSN RM
Saturday, Feb. 19	*at Iowa State	Ames, Iowa	6 p.m.	
Wednesday, Feb. 23	* OKLAHOMA	BOULDER	7 p.m.	FSN RM
Saturday, Feb. 26	*at Missouri	Columbia, Mo.	3 p.m.	
Wednesday, Mar. 2	*at Nebraska	Lincoln, Neb.	6:05 p.m.	FSN RM
Saturday, Mar. 5	* BAYLOR	BOULDER	2 p.m.	
March 8-12	*Big 12 Championship	Kansas City, Mo.	TBA	FSN
March 19-22	NCAA Tournament (1st & 2nd round)	TBA	TBA	
March 26-29	NCAA Tournament Regionals	TBA	TBA	
April 3-5	NCAA Women's Final Four	Indianapolis, Ind.	TBA	

All Home Games In **BOLD CAPS**

*-Big 12 Conference Game

&-Omni Hotels Classic, Boulder

#-Big Ten/Big 12 Challenge; ^-Women of Troy Tournament, Los Angeles, Calif.

Dates and times are subject to change

MEDIA INFORMATION



Sports Information

303-492-5626 Fax 303-492-3811

Dave Plati

Associate Athletic Director/ Sports Information

Football, Men's Golf,
Skiing ContactHome: 303-494-0445
david.plati@colorado.edu

Troy Andre

Assistant SID

Women's Basketball
Contact, Internet
Managing EditorHome: 303-903-3654
troy.andre@colorado.edu

Curtis Snyder

Associate Sports Information Director

Football, Skiing,
Women's Golf ContactCell: 720-218-4796
curtis.snyder@colorado.edu

Linda Poncin

Assistant SID

Volleyball, Men's and
Women's Cross Country,
Men's and Women's
Track & Field ContactCell: 612-701-0054
linda.poncin@colorado.edu

Andrew Green

Assistant SID

Men's Basketball,
Women's Tennis
ContactHome: 303-543-3755
andrew.green@colorado.edu

Cydney Ricker

Graduate Assistant

Women's Soccer and
Women's Basketball
secondary contact

cydney.ricker@colorado.edu



Colorado's Sports Information Department: The University of Colorado's Sports Information Department welcomes and encourages your interest in Colorado Basketball. We will make every effort to service your needs in covering the Buffs. The Sports Information Office maintains information on all current student-athletes and athletic department staff, as well as historical data on former athletes and Colorado's athletic department in general. The Sports Information Office is located in the Balch Fieldhouse Annex on the west side of Folsom Field.

Media Credentials: Credentials for University of Colorado home women's basketball games can be obtained by emailing, writing or calling the CU Sports Information Office the week prior to the scheduled game. Credentials will be left at the southwest entrance on the main concourse.

Road Game Credentials: Media credentials for Colorado road games can either be requested through CU's or the opponent's women's basketball media relations contact. Please be specific when requesting the type of credential needed.

Photographers: Photo passes are available for working photographers for officially recognized media outlets, and/or individuals on special assignment. Requests should be addressed in the same manner as media credentials.

Visiting Radio Personnel: Visiting radio personnel desiring to broadcast athletic events from the University of Colorado should contact the Sports Information Office at the earliest possible date to request permission to broadcast. Phone and ISDN lines are available for the opponent radio station next to the opponent bench for all home games.

Media Workroom: A media workroom, located on the first level under the northwest section of seats will be available for use by media before and after games.

Media Services: Game notes containing updated team and individual statistics, information on upcoming games, Big 12 Conference standings, and the latest AP and USA Today polls will be available two days prior to each non-tournament game throughout the season. Game notes, media guides and roster information, as well as opponent materials can be picked up before every game in the media workroom in the Coors Events/Conference Center. Copies of the box score and play-by-play information, as well as postgame quotes, can be faxed to your outlet at the conclusion of each game, home or away.

Photography and Video Services: High-quality photography and video clips are available through the Sports Information Office. To request photographs of current CU players and staff, please contact the CU AMR Office. Please specify four-color or grayscale, as well as desired resolution and format. For video highlight clips, please contact the BuffVision Department at 303/735-3637. Director Deric Swanson can also be reached via email at deric.swanson@colorado.edu. Video headshots are available from Troy Andre in the CU Sports Information Office.

Buff's On the Web: All the latest news concerning the Colorado basketball program and all CU athletic teams is available at CU's official website: www.cubuffs.com

Telephone-Fax: Media desiring a phone line for their own use should contact Campus Telecommunications (303/492-5194) to have a line installed. All other phones are available on a first-come, first-serve basis. A fax machine is available, also on a first-come, first-serve basis. You may reach an outside line by dialing "8".

Press Row Services: Working media will be provided with full play-by-play and box score statistics at halftime and following the game, along with coach and player quotes following the game. Beverages are available in the media workroom.

Postgame Interview Policies: After a short cooling off period, Colorado head coach Linda Lappe and selected players will be available to the media just outside Room 4 on the conference level of the Events Center (2nd floor). Take the elevator (or stairs) near the media entrance up to the 2nd floor, follow the hallway around to the left to find Room 4. The visiting head coach and selected players will address the media in the same room following the CU press conference. The order of press conferences may change due to visiting team travel schedules. All requests for player or coach interviews from either home or visiting teams should be directed to a CU sports information staff member. The Colorado and opponent lockerrooms are closed to the media.

No-Smoking Policy: There is a no-smoking policy to conform to University of Colorado policy concerning smoking on campus in the Coors Events/Conference Center. Those members of the media who do smoke will be directed to those areas outside of the arena where smoking is permitted.

Coors Events/Conference Center: Located on Regent Drive, the first left off Colorado Avenue coming from U.S. 36.

Interview Policies

1. Media representatives desiring access to players, coaches and facilities must obtain the consent of the Colorado Sports Information Office and assistant director Troy Andre.
2. Linda Lappe will be available on the Big 12 Teleconference during the season. Dates and times are to be announced.
3. All practices are open to the local media, as well as to any member of a national media outlet who is not connected with a future opponent on the team schedule. Visiting media must receive authorization to attend practice through the Sports Information Office, which will in turn seek approval from the Head Coach. Live television shots must be approved by the Sports Information Office and Linda Lappe in advance.
4. Talking is not permitted on the floor and court area of the Coors Events/Conference Center while practice is in session unless it is to request a player or coach for an interview through Troy Andre.
5. Basketball players may be interviewed following practice during both the fall and spring semesters. CU players are not to be interviewed prior to any practice unless approved 24 hours in advance by Troy Andre, and this exception is rare. All interviews on game days, prior to tipoff, are at the discretion of Linda Lappe.
6. The lockerroom is closed to the media at all times.
7. The training room, equipment room, and weight room are off-limits at all times to the media. The only exception to this rule is if a special feature involving one of the areas is requested, and approval must be sought in advance from the Sports Information Office and the appropriate department head.
8. Sunday is the standard day off for players and coaches during the Big 12 season and varies during the non-conference season. Any requests for athletes and coaches on Sundays and other off days will be handled on an individual basis through the Sports Information Office.
9. Road practices are open only to members of the media that cover CU on a regular basis, as well as any members of the national media. Linda Lappe is available for interviews with opponent media based on her personal discretion.
10. It is the request of the University of Colorado women's basketball program that players are not to be called at home, unless permission has been granted by the player herself or through Troy Andre. Though most phone numbers are available through campus information, players are asked to decline interviews when they have been reached at home when that interview has not been approved.



CU MEDIA OUTLETS

NEWSPAPERS

BOULDER DAILY CAMERA

P.O. Box 591, Boulder, CO 80306 (303/473-1313; 303/473-1517 Fax; last name, first initial@dailycamera.com)
Jennifer Osieczanek, Chris Shelton (B, Co-SE), Neill Woelk (C), Kyle Ringo, Ryan Thorburn, Josh Lindenstein, Gary Baines, Mike Sandrock

COLORADO SPRINGS GAZETTE

P.O. Box 1779, Colorado Springs, CO 80901 (800/800-4899; 719/636-0163; gtsports@gazette.com)
Jim O'Connell (ESE), Milo Bryant (C), Dave Ramsey (C), Jake Schaller, Brian Gomez

DENVER POST

101 W. Colfax Ave. #600, Denver, CO 80202 (303/954-1294; 303/866-9004 Fax; sports@denverpost.com)
Scott Monserud (SE), David Krause (CSE), Dave Wright (ASE), John Moore (ASE), Tom Kensler (B), Woody Paige (C), Mark Kiszla (C), Terry Frei (C), Jim Armstrong (C), John Henderson, Natalie Meisler, Chris Dempsey, Irv Moss, Adrian Dater, Anthony Cotton

LONGMONT TIMES-CALL

350 Terry Street, Longmont, CO 80501 (303/776-2244; 303/678-8615 Fax; sports@times-call.com)
Brian Howell (SE)

FORT COLLINS COLORADOAN

P.O. Box 1577, Fort Collins, CO 80522 (970/224-7750; 970/224-7899 Fax; fortnews@aol.com)
Sean Duff (SE), Kelly Lyell

GREELEY TRIBUNE

P.O. Box 1138, Greeley, CO 80631 (970/352-0211; 970/356-5780 Fax; aspeer@greeleytrib.com)
Nate Miller (SE); Sam Mustari, Sherrie Peif, Matt Schuman, Mandi Torrez

LOVELAND REPORTER-HERALD

P.O. Box 59, Loveland, CO 80537 (970/669-5050; 970/667-1111 Fax; news@reporter-herald.com)
Mike Brohard (SE), Jon Pilsner, Kyle Koso, Jeremy Kempter

PUEBLO CHIEFTAIN

825 W. 6th Street, Pueblo, CO 81001 (719/544-3520; 719/544-5897 Fax; csports@chieftain.com)
Judy Hildner (SE), Dave Socier (C), Joe Cervi, Jeff Letofsky

CU INDEPENDENT

478 UCB, University of Colorado, Boulder, CO 80309 (303/492-4557)

WIRE SERVICE

ASSOCIATED PRESS

1444 Wazee Street #130, Denver, CO 80202 (303/825-0123; 303/892-5927 Fax; apdenver@ap.org)
Arnie Stapleton (SE), Pat Graham, Dale Bublitz, Monica Costello, Ed Andrieski (Photo Ed.)

MAGAZINE

MILE HIGH SPORTS

P.O. Box 745188, Arvada, CO 80006-5188 (303/650-1795; dottewill@milehighsportsmagazine.com)
Doug Ottewill (E), Brian Dvorak, Vanessa Hughes, Mark Knudson

RADIO

KOA (850 AM) & KKZN (760 AM)

4695 S. Monaco Street, Denver, CO 80237 (303/713-8685; 303/713-8509 Fax; markjohnson@clearchannel.com)
Mike Rice (PBP), Carol Callan (CC), Mark Johnson (SD), Lary Zimmer, Dave Logan, Jeff Kingery, Jack Corrigan, Alan Roach, Tom Manoogian, Andy Lindahl (P), Alan Jackson (P). Note: Basketball games air on sister stations KKZN (760) and KVCU (1190).

KKFN (104.3 FM)

1095 S. Monaco Pkwy, Denver, CO 80224 (303/321-0950; 303/321-0708 Fax; fan950@aol.com)
Tim Spence (SD), Dan Jacobs (P), Josh Vexler (P), Brandon Krizstal (P), Irv Brown, Joe Williams, Mark Moser, Sandy Clough, Mike Evans, Thierry Smith, Scott Hastings, Alfred Williams, Sam Adams, Jim Armstrong

KCKK/KSXT (MILE HI SPORTS RADIO; 1510/1570 AM)

Address TBA (timradio@aol.com)

KVCU (1190 AM)

207 UCB, University of Colorado, Boulder, CO 80309 (303/492-5031; 303/492-1369 Fax)

KRFX (103.5 FM)

4695 S. Monaco Street, Denver, CO 80237 (303/713-8000; 303/713-8509 Fax) *Rich Goins (SD), Rick Lewis, Michael Floorwax*

TELEVISION

KWGN-TV (2)

6160 S. Wabash Way, Greenwood Village, CO 80111 (303/740-2814; 303/796-3772 Fax; msoicher@wb2.com)
Lisa Holbrook (SD), Zubin Mehenti (P), Tom Green

KCNC-TV (4)

1044 Lincoln Street, Denver, CO 80203 (303/830-6321; 303/894-6040 Fax; scox@cbs.com)
Steve Cox (ESP), Eric Christensen (P), Vic Lombardi, Gary Miller

KOAA-TV (5)

2200 Seventh Avenue, Pueblo, CO 81002 (719/544-5781)
Lee Douglas, John Tagliareni

KMGH-TV (7)

123 Speer Blvd., Denver, CO 80203 (303/832-0169; 303/832-0119 Fax; bob_hayden@kmgh.com) *Lionel Bienvenu (SD), Kami Carmann*

KUSA-TV (9)

500 Speer Blvd., Denver, CO 80203 (303/871-1490; 303/698-4700 Fax; david.hunt@9news.com)
David Hunt (ESP), Mark Isherwood (P), Drew Soicher, Rod Mackey, Susie Wargin

KKTU (11)

3100 N. Nevada Avenue, Colorado Springs, CO 80901 (719/634-2844)
John Owens (SD), Jesse Kurtz, Mindy Stone

KRDO-TV (13)

399 S. Eighth Street, Colorado Springs, CO 80901 (719/575-6360; 719/475-0815 Fax; sports@krdotv.com)
Rob Namnoum (SD), Josh Howe

KDVR-TV (31)

100 E. Speer Blvd., Denver, CO 80203 (303/566-7717; 303/566-2908 Fax; eric.goodman@kdvr.com)
Eric Goodman (SD), Chris Tanaka (P), Josina Anderson, Marcia Neville

KHWD-TV (53)

P.O. Box 5321, Englewood, CO 80155 (303/773-9953)

FOX SPORTS NETWORK

2300 15th Street #300, Denver, CO 80202 (720/898-2700; 720/898-2775 Fax)
Ken Miller (ESP); Drew Goodman, Tom Helmer, Jeff Huson, Joel Klatt, Alanna Rizzo, Marc Stout

ALTITUDE

c/o Pepsi Center, 1000 Chopper Circle, Denver, CO 80204 (303/405-1100)

(KEY: B—Beat Reporter/Writer; E—Executive (+SD/SP); SD—Sports Director; SE—Sports Editor; SP—Sports Producer; PBP—Radio Play-by-Play; CC—Radio Color Commentary)



Mike Rice
Play-by-Play



Carol Callan
Color Commentary



BUFFALO STAMPEDE
Weekly on FSN Rocky Mountain



Linda Lappe



Charles Johnson
Host



THE STAFF



HEAD COACH LINDA LAPPE

*First
Season*



Linda Lappe, a key contributor as a player for some very prominent University of Colorado women's basketball teams, returns to her alma mater just under a decade removed from her career to take the reins as the seventh head women's basketball coach in the program's history as she was named to the post by athletic director Mike Bohn on April 12, 2010.

"We were searching for a head coach with impeccable character, exemplary work ethic, a competitive drive and commitment to teaching fundamentals," Bohn said. "Our committee found coach Lappe outstanding in all those categories and to top it off, she's a Buff, making her a perfect fit for our program.

"She comes to us as a disciplined and focused coach with high energy and a passion for Colorado basketball. Coach Lappe will be an outstanding representative of this institution and our community."

She becomes the youngest head women's basketball coach at a BCS conference school and at the time of her hire the third-youngest overall, behind only Jamie Craighead (Sacramento State) and Candace Whittaker (Missouri-Kansas City). She's the second-youngest to be named head coach of the CU women's team. Barry was 28 when named on April 12, 1983, exactly 27 years to the date of Lappe's hiring.

Lappe returns full circle to the Buffaloes after a three-year stint as head coach at Metropolitan State College in Denver. She was 50-36 at Metro State, guiding the Roadrunners to top-three finishes and winning records in the Eastern Division of the Rocky Mountain Athletic Conference in each of her three seasons.

Her 2009-10 squad finished 17-12 overall before ending the season in the RMAC Tournament semifinals against the eventual NCAA Division II national runner up in Fort Lewis (Colo.) College. She had two players earn RMAC All-Eastern Division honors in 2010 in Kristin Valencia and Chelsea Williamson and Valencia was tabbed as the East Division Defensive Player of the Year.

Lappe's 2007-08 Metro State team posted a 19-10 overall record, finished second in the RMAC's East Division and qualified for the conference tournament. Metro State put together a season-high nine-game winning streak during the season and ranked third in the RMAC in scoring defense.

She landed her first head coaching job after four years as an assistant at the NCAA Division I level, three with Drake University (2004-06) and one with Colorado State (2006-07).

Lappe was hired at Colorado State by Jen Warden, a former Colorado assistant who was on the bench with Barry during Lappe's playing career. At CSU, Lappe was the recruiting coordinator and also worked with the Rams' backcourt players

Lappe began her collegiate coaching career at Drake where she spent three years on Amy Stephens' staff, helping the Bulldogs to a 47-42 mark. She assisted Drake to WNIT appearances in 2004 and 2006 and helped sign a Top 50 class that would go on to help the Bulldogs claim the 2007 Missouri Valley Conference Championship.

A two-year captain and All-Big 12 Conference honorable mention selection, Lappe averaged 7.8 points, 3.7 rebounds and 2.0 assists in 115 games from 1998-2003. She helped Colorado to three consecutive NCAA appearances from 2001-03, including an Elite Eight appearance in 2002 and a spot in the Sweet 16 as a senior in 2003.

Lappe averaged 8.4 points and 4.4 rebounds as a senior 2003 while dishing out 96 assists, and shooting 84.3 percent from the free throw line as the Buffaloes finished 24-8 and fourth in the Big 12. She was a finalist for the V Foundation Comeback of the Year award after missing large chunks of her sophomore and redshirt junior years with injuries.

She missed the first 11 games the 2001-02 season, but worked her way back into the lineup for CU's Elite Eight squad averaging 4.6 points and 2.9 rebounds per game against a brutal schedule that included 16 games against ranked teams.

Lappe helped CU to a 22-9 mark in 2000-01 and the team's first NCAA appearance since 1997. She led the Big 12 in free throw percentage at 85.9 percent and tallied seven points and nearly three rebounds per contest.

As a freshman in 1998-99 Lappe was CU's offensive MVP after she led the team in scoring (10.7 ppg), free throws made (91) and percentage (.827), assists (3.8 apg) and steals (1.7 spg) as the Buffs made their first ever postseason WNIT





Lappe's College Coaching Record

Year	School	Conference	Overall	Finish
2007-08	Metro State	14-5	19-10	2nd/RMAC East
2008-09	Metro State	12-7	14-14	3rd/RMAC East
2009-10	Metro State	11-8	17-12	3rd/RMAC East
Totals	3 Years	37-20 (.649)	50-36 (.581)	



appearance. She played just two games as a sophomore in 1999-2000 before a broken knee cap ended her season.

A three-time first team Academic All-Big 12 honoree, Lappe graduated from CU with her bachelor's degree in business administration in 2002. She is a native of Burlington, Iowa, where she had a stellar prep career. An honorable mention Street & Smith's All-American, she graduated from Winfield High School with prep records in career points (1,987), steals (402), steals in a season (111), steals in a game (10), career assists (652), season assists (208), single game assists (14) and a 110-3 (.974) career record.

She was a first-team Class A (the smallest classification in Iowa) all-state selection from 1996 to 97 and a second-team all-Iowa pick following her freshman year. Her Winfield-Mount Union teams were the Class A state champions in 1995 and 96 and her 1997 team went 28-0 before being upset in the state semifinals, snapping an 80-game win streak. In 2009 Lappe was inducted into the Iowa Girls Basketball Hall of Fame

The daughter of Tom and Jean Lappe, she has two siblings who both played college basketball. Her older brother Burt is a graduate of Northern Iowa, and her younger brother Jake is a graduate of Luther (Iowa) College.

Lappe's List

Position	Noteworthy
Head Coach, Metro State (Colo.) (2007-10)	50-36 record
Assistant Coach, Colorado State (2006-07)	Assisted former CU Assistant Jen Warden
Assistant Coach, Drake (2003-06)	47-42 record, two Postseason WNIT appearances

Playing Career: Colorado, 1998-2003

Honors:

- First Team Academic All-Big 12 Conference: 2001, 2002, 2003
- All-Big 12 Honorable Mention: 1999, 2003
- Three NCAA Tournament Teams: 2001, 2002 (Elite Eight) & 2003 (Sweet 16)
- CU Crystal Ford Adams Scholar Athlete Award: 2002, 2003
- CU Sixth Man Award: 2002
- CU Offensive MVP: 1999
- Finalist, V Foundation Comeback Player of the Year Award: 2003



ASSISTANT COACH JENNIE BARANCZYK

First
Season



Jennie Baranczyk begins her first season as an assistant women's basketball coach at the University of Colorado, joining head coach Linda Lappe's staff on May 10, 2010.

Baranczyk, 28, will serve as the program's recruiting coordinator and assist with opponent scouting, practice planning and pre and postseason workouts. Baranczyk will also take the lead in the development of CU's post players.

"I am excited about the opportunity to coach at the University of Colorado and help to bring back the strong tradition of women's basketball here," Baranczyk said. "I really think coach Lappe has a good vision for the future of this program and I look forward to recruiting elite student-athletes who can compete in the Big 12 Conference.

"I've known coach Lappe for a long time (dating back to prep days in Iowa). I'm excited about coaching post players in her system. I hope to bring passion and enthusiasm not only as a coach on the floor but also to the Boulder community."

Baranczyk comes to Colorado after four seasons as an assistant coach at Marquette University (2006-10) as a member of Terri Mitchell's staff, where she helped the Golden Eagles to an overall record of 81-53 and four postseason tournament appearances.

At Marquette, Baranczyk's duties included the development of post players, on and off campus recruiting, game scheduling, opponent scouting and serving as a liaison for media relations.

During Baranczyk's first season at Marquette, she assisted the Golden Eagles to a 26-7 record and a spot in the second round of the 2007 NCAA Tournament. MU qualified for the WNIT postseason event her last three seasons, winning the championship in 2008, a run that included an 86-72 semifinal win over Colorado in Boulder.

"Jennie is one of the best young coaches in the nation and she will be a huge asset in terms of recruiting and overall knowledge of the game," Lappe said. "She is a very good teacher, a proven winner and has high character. We are thrilled to have her on board."

This will be Baranczyk's second venture into the Big 12 Conference as she began her professional coaching career with a two year stint at Kansas State University (2004-06) under Deb Patterson. She joined the Wildcats' staff during the 2004-05 season, serving as assistant director of basketball operations in charge of administrative and organizational aspects of the program.

She was promoted to a full-time assistant coach during the 2005-06 campaign as the Wildcats finished 24-10 and won the WNIT postseason championship. Baranczyk also earned her master's degree in counseling and student development from Kansas State in 2006.

Formerly Jennie Lillis, Baranczyk was a four-year letterwinner at forward for the University of Iowa (2000-04). One of the best all-around players in Hawkeye basketball history, she was a three-time All-Big Ten Conference selection, earning first team honors as a junior (2003) and second team recognition as a sophomore (2002) and senior (2004).

One of only two Iowa players to collect better than 1,700 points and 800 rebounds in a career, Baranczyk is the only player in Hawkeye history to rank in the top 10 all-time in the Iowa record book in scoring (4th/1,762 points), rebounding (5th/827), assists (8th/297), blocks (3rd/114), and steals (6th/196). She helped the Hawkeyes to the 2001 Big Ten Tournament Championship and four postseason appearances, including three NCAA Tournament bids (2001-02, '04).

Baranczyk graduated from Iowa in 2004 with her bachelor's degree in communication studies. She was the recipient of the 2004 Big Ten Conference's Medal of Honor. First awarded in 1914, the Big Ten's oldest award is given annually to a student in the graduating class of each university that demonstrated proficiency in scholarship and athletics. She was also a three-time Academic All-Big Ten pick, a WBCA Scholarship Award recipient, CoSIDA Academic All-District honoree, and a Collegiate Basketball Award for Excellence semifinalist as a senior in 2004.

A native of Urbandale, Iowa, Jennie and her husband Scott Baranczyk were married in May of 2009. (*Last name pronounced Bah-rah-n-check*).

Baranczyk's Bullets

Position	Noteworthy
Assistant Coach, Marquette (2006-10)	81-53 record, 2008 WNIT Champions, 2007 NCAA's
Assistant Coach, Kansas State (2005-06)	24-10 record, 2006 WNIT Champions
Asst. Dir of Operations, Kansas State (2004-05)	

Playing Career: Iowa, 2000-04

Honors:

First Team All-Big Ten: 2003

Second Team All-Big Ten: 2002, 2004

2001 Big Ten Tournament Champions

Three NCAA Tournaments: 2001-02, 2004

2004 Big Ten Conference Medal of Honor

Three-time Academic All-Big Ten

WBCA Scholarship Award

ASSISTANT COACH JONAS CHATTERTONFirst
Season

Jonas Chatterton is entering his first season as an assistant women's basketball coach at the University of Colorado as he joined Linda Lappe's staff on June 9, 2010. He assists with recruiting, opponent scouting, post play development, offensive and defensive schemes and serves as the program's liaison with marketing and promotions.

"I am excited to be part of the staff at Colorado," Chatterton said. "I look forward to being part of the vision coach Lappe has for the program. I truly believe we can be successful here. We are going to put a team on the floor that is going to play hard and work to improve every day."

He spent eight highly successful seasons as an assistant women's basketball coach at BYU under Jeff Judkins (2001-09). During his eight years in Provo, the Cougars compiled a record of 157-89 (.638), won two Mountain West Conference regular season titles (2006-07), one MWC Tournament crown (2002) and participated in five postseason tournaments, including four NCAA Championships (2003-03, 2006-07).

Chatterton returns to collegiate coaching after spending the past year in San Diego as the Director of Sales and Marketing for OrthoRx Inc, a medical supply company. He remained involved in basketball as a coach for the Cal Swish Basketball Club of Orange County.

"It is great to have the final piece to the puzzle in place," Lappe said. "Jonas is a great addition to our staff and will bring a lot of valuable experience. He is a hard working, dependable, high character coach who was a major contributor to the success at BYU and he will no doubt bring a lot to the table at the University of Colorado. We are excited to have him on board."

BYU recorded winning marks in seven of Chatterton's eight seasons, winning 20 or more games three times. The Cougars were 49-16 during their back-to-back MWC title run of 2006-07. The 2005-06 squad spent a majority of the season ranked in the nation's Top 25, recorded the program's best mark in school history at 26-6 and advanced to the second round of the NCAA Tournament which was hosted by CU and held at the Pepsi Center in Denver.

During his first year as an assistant coach (2001-02), BYU won the MWC Tournament and advanced to the Sweet 16 for the first time in the program's history. In 2002-03 the Cougars also advanced to the NCAA Tournament, losing a first round game in Boulder to Lappe, then a senior, and her Buffaloes who were bound for the Sweet 16.

Before joining BYU, Chatterton spent two years as an assistant men's basketball coach at Westminster College, an NAIA school in Salt Lake City (1998-2000) where he helped revive a program that had been discontinued in 1979.

Chatterton received his bachelor's of science degree from the University of Utah in 2000 where he majored in exercise and sports science. He played one year of basketball for Rocky Mountain College (Mont.) before transferring to Utah.

A native of Salt Lake City, Chatterton has a daughter, Josie (8), and he and his wife Cami have a daughter, Celia (1).

Chatterton's Chart

Coach, Cal Swish Basketball Club of Orange County

Assistant Coach, BYU (2001-09) -- 157-89 record, 3 MWC titles, 4 NCAA Tournaments

Assistant Men's Coach, Westminster (Utah) (1998-2000)



Johnna Pointer begins her first season as an assistant women's basketball coach at the University of Colorado, joining Linda Lappe's staff on May 17, 2010.

Pointer will organize pre and post season workouts and take the lead in developing CU's guards as well as assisting with recruiting, opponent scouting, practice planning and serving as the program's liaison with academics.

"I am so pleased to have been offered this position by coach Lappe," Pointer said. "Knowing her vision of where she wants this program to go, with the players and the coaching staff she is bringing together, and the passion she has for CU, it's exciting to be a part of this. It's going to be an incredible journey and I'm looking forward to being part of it."

"I think of myself as a player's coach, here for the players; to get to know them on and off the court and have an impact on their lives is something that is important to me. I want to be part of rebuilding a winning program here."

Before coming to Colorado, Pointer was the Administrative President for the Hoop 10 Basketball - Serious Basketball Instruction program in Amarillo, Texas. In her position she had a hand in every facet of the program. Pointer would recruit players and organize competitive teams, plan and conduct individual and team practices and schedule and direct camps and clinics throughout Texas, New Mexico and Oklahoma.

She joined the Hoop 10 Basketball program after nearly a decade of coaching in the Lone Star state. Pointer spent seven years as the head women's basketball coach at Wayland Baptist University. She guided the Flying Queens to a 155-48 record from 1996-2003, landing in seven NAIA National Tournaments including three trips to the quarterfinal round.

Pointer led WBU to the 1998 Sooner Athletic Conference Tournament title and was the league's Coach of the Year in 1999. Her teams finished in the NAIA Top 25 final rankings all seven years including the 1999 No. 2 final national ranking.

"Johnna has a lot of valuable experience at every different level," Lappe said. "She brings a great deal of knowledge about what it takes to lead a successful program and she will be counted on to bring a great deal of energy and enthusiasm. She is very organized, can relate well to the players, has integrity, and has a passion to teach young women."

Prior to her stint at Wayland Baptist, Pointer served as head women's coach at Frank Phillips College (1994-96). She led the Lady Plainsmen to a 43-17 record in two years, claiming the 1996 Western Junior College Athletic Conference title and a pair of regional tournament appearances.

Pointer was a student assistant coach at the University of Texas for the 1993-94 season and began her coaching career as the head girls basketball coach at Bensberg High School in Bensberg, Germany in 1992-93. That year she also played professionally for the Bensberg TVB Women's Basketball League team.

Pointer was a two-time All-Southwest Conference performer for Texas from 1988-92 where she helped the Longhorns to a pair of SWC Tournament Championships and four NCAA Tournaments including Elite Eights in 1988 and 1989. She also played for Athletes In Action for two years (1991-93) and participated in Olympic Sports Festivals in 1989 and 1990.

She earned her bachelor's degree in education from Texas and her master's of education from Wayland Baptist. She was a two-time Academic All-SWC and Scholar-Athlete Award recipient.

Pointer's Points

Administrative President, Hoop 10 Basketball - Serious Basketball Instruction, Amarillo, Texas (2003-10)

Head Coach, Wayland Baptist (1996-2003) – 7 NAIA National Tournaments, 1999 Sooner Athletic Conference Coach of the Year

Head Coach, Frank Phillips College (1994-96) – 1996 Western Junior College Athletic Conference Champions

Student Assistant Coach, Texas (1993-94)

Playing Career: Texas (1998-02)

Two-time All Southwest Conference

Two-time Academic All-SWC

Four NCAA Tournaments, 1988, 1989 Elite Eight

Two SWC Tournament Titles

1989, 1990 Olympic Sports Festivals

TRACY TRIPP, DIRECTOR OF OPERATIONSThird
Season

Former CU women's basketball standout **Tracy Tripp** begins her third year as Director of Basketball Operations as she joined the program on Aug. 1, 2008. Her duties include film exchange, team travel, monitoring the budget, community service and facility coordination.

A native of Fort Collins, Colo., Tripp was a four-year letterwinner for the Buffaloes from 1985-89 and remains prominent on CU's career charts. She is the eighth leading scorer in team history with 1,574 career points and ranks third in minutes played (3,960), fourth in field-goals made (654) and assists (443) and 10th in steals (174) on the school's all-time lists. Tripp's 38-point scoring effort against Oklahoma State on Feb. 4, 1987, is tied for the school single-game record and she also holds single-game marks for field-goals made and attempted (17-for-32 against OSU) and field-goal percentage (11-of-11 against Wyoming on Dec. 2, 1986). She was a key figure on CU's initial NCAA Tournament team in 1988, averaging 12.5 points and nearly four assists per game as a junior.

A 1987 second team All-Big Eight Conference selection, and three-time Academic All-Big Eight pick, Tripp is also a two-time Colorado Sportswoman of the Year. Her first honor came as a prep following her senior year at Fort Collins High School in 1985, and the second after her senior season at CU.

Tripp graduated with a bachelor's degree in kinesiology and earned her teaching certificate from Colorado in 1990.

Tripp spent 13 seasons (1995-08) as an assistant women's basketball coach at the University of Denver, and was promoted to associate head coach for the 2007-08 season. She assisted the Pioneer's transition from NCAA Division II to NCAA I in 1998 and just four seasons later, helped guide DU into the 2001 NCAA Tournament.

Considered and excellent teacher of the game, Tripp was responsible for the development of both guard and post play, scouting of opponents, in-game strategy, and served as the camp director for all summer camps. Tripp's other duties included recruiting, alumni relations and academic support. She was responsible for the development of DU's most notable center, Misa Pavlickova, the 2001 Sun Belt Conference Player

of the Year, the 24th overall pick of the 2001 WNBA Draft and a member of the 2004 Czech Republic Olympic team, as well as other numerous all-conference players.

Prior to Denver, Tripp spent one season as an assistant coach at San Diego State (1994-95), helping the Aztecs to the Western Athletic Conference title and earn a berth in the NCAA Tournament. She also spent one season (1993-94) as an assistant basketball and volleyball coach at Western State College.

Before embarking on her collegiate coaching career, Tripp served as head girls basketball coach at Boulder's Fairview High from 1990-93, leading Knights to three-straight Class 5A state tournaments and an overall record of 54-18. Tripp also taught physical education, health and science during her tenure.

Tripp's Table

Director of Operations, Colorado (2008-)

Associate Head Coach, Denver (2007-08)

Assistant Coach, Denver (1995-07)

Assistant Coach, San Diego State (1994-95)

Assistant Coach, Western State (Colo.) (1993-94)

Head Girls Coach, Boulder Fairview High School (1990-93)

Playing Career: Colorado (1985-89)**Honors:**

1,574 Career Points, 443 Assists

CU single-game scoring record 38 points

CU single-game record holder for field goals made (17), attempted (32) and percentage (11-of-11)

Member of CU's first NCAA Tournament team (1988)

Second team All-Big Eight Conference (1987)

Three-time Academic All-Big Eight.



BASKETBALL SUPPORT STAFF

TROY ANDRE

**Assistant Sports Information
Director/Internet Managing Editor**

Troy Andre is in his eighth year as CU's assistant sports information director/internet managing editor, and seventh as women's basketball contact.

Andre maintains CU's official athletic website, CUBuffs.com and was the contact for volleyball for two seasons (2003-04). He was the media coordinator for the 2006 NCAA Women's Basketball Tournament First and Second rounds played at the Pepsi Center in Denver.

Prior to CU, he worked for five years at Minnesota-Duluth both as the assistant SID and ticket manager, helping to publicize and promote 14 NCAA Division II sports and two NCAA Division I programs. He was UMD's primary contact for volleyball, women's soccer, men's and women's basketball and baseball; maintained UMD's official website; supervised the office work-study students; and in 2003, coordinated the marketing, promotion and ticket sales for the 2003 Women's Frozen Four.

Andre, 36, graduated in 1996 from the University of Northern Colorado with a bachelor's degree in journalism and mass communication with an emphasis in public relations and advertising. He attended graduate school at North Dakota State University, majoring in mass communication, and worked for two years as a graduate assistant in NDSU's sports information office between 1996 and 1998.

At UNC, he worked two years in the Bears' sports information office as a student assistant, and also was a sports reporter for the *Greeley Tribune*, a job he actually started in high school and held for over five years. He covered the Denver Broncos training camp as a beat reporter for the Tribune, and later would work as a summer intern for the Broncos in 1996 following his senior year in college.

Born December 12, 1973 in Fort Collins, Colo., he graduated from University High School in Greeley, where he lettered in cross country and was also active in statistical work with football, basketball and baseball. He is married to the former Danielle Driscoll.

DAN DOERFLEIN

Video Coordinator

Dan Doerflein is in his first year as video coordinator for the University of Colorado women's basketball team.

Doerflein, 28, joins the Buffaloes after spending seven seasons working with the women's basketball program at Brigham Young University. He began as a student assistant at BYU for the 2001-02 season and after a two-year mission for the Church of Jesus Christ of Latter-Day Saints in Washington D.C., he returned to his role from 2004-07 where he primarily worked on conversion defense and player development.

Doerflein was the Cougars' film coordinator from 2007-09, where he was responsible for recording and analyzing game film. After graduating from BYU with his bachelor of science degree in American Studies in 2009, he served as director of operations for the 2009-10 campaign where he was in charge of scheduling, travel, academics and film exchange.



He enjoyed a successful stint on the staff of Jeff Judkins' BYU program. While Doerflein was at BYU the Cougars won two Mountain West Conference regular season titles (2006-07), one MWC Tournament Crown (2002) and participated in three NCAA Tournaments (2002, 2006-07). Doerflein also has a familiar face to work with at his new position at CU as current Buffaloes assistant Jonas Chatterton was an assistant on Judkins' staff from 2001-09.

Doerflein is also a veteran of the youth camps circuit working with sessions at both BYU and the University of Maryland.

Born in Columbia, Md., Doerflein graduated from Grandview High School in Aurora, Colo., in 2001 where he lettered in basketball, baseball and tennis. He also enjoys golf, skiing and wakeboarding.

JAMES HARDY

**Director of Basketball Strength
& Conditioning**

James Hardy is in his fourth year as a member of the University of Colorado strength and conditioning staff. Hardy works with the volleyball, men's and women's basketball and football programs at CU.

He came to the Buffs after spending the two years at Auburn University as a graduate assistant in the Tiger's strength and conditioning department. Hardy received his master's degree in biomechanics from AU in 2006. His certifications include CSCS and CSCCa.

Hardy was the assistant strength coach at Christopher Newport University from 2004-05. He earned his bachelor's degree in exercise science from CNU in 2003.

Hardy was born on December 5, 1981 in Danville, Va. He graduated from Lafayette High School in 2000 and lettered in soccer. Hardy's hobbies include fishing and surfing.

ROSI HAUBER

Office Manager

Rosi Hauber is in her first year as office manager for the University of Colorado women's basketball team, assisting in virtually every phase of the program's day-to-day operation.

Rosi is no stranger to the Buffaloes as she arrived at CU in September 1997, and began a seven-year stint in the athletic director's office in 1998. In 2005 she moved over to the marketing and promotions and licensing area where she also assisted with the Alumni C-Club and the East Stadium Club Seats and Suites.

Rosi earned her diploma from Northeast Iowa Community college and worked at Iowa State University for 13 years before moving to Colorado in 1987. She grew up on her family's farm near Cresco, Iowa.

Rosi resides in Erie, Colo., with her life partner Jim Jokumsen and their Shiba Inu (Nami). She enjoys classic cars, travel, playing cards and college sports.



BASKETBALL SUPPORT STAFF**RYAN KATAOKA****Academic Coordinator**

Ryan Kataoka is in his fifth year in the Herbst Academic Center after joining the University of Colorado staff in August of 2006. He is the Assistant Director for Academics serving as an academic coordinator for football, soccer, men's golf and women's basketball.

He also coordinates the Student-Athlete Handbook and Academic Planner which is a valuable resource tool used by the student-athletes each year.

Prior to his arrival at CU, Kataoka was a high school teacher and coach for 10 years in the Orange County, Calif. He taught 9th through 12th grade English and Language Arts in his first eight years. He spent his last two years as a program specialist, coordinating high school college and career centers. He coached basketball and volleyball each year while in high school education.

A native of San Diego, Kataoka attended Grossmont High School where he played basketball, volleyball and football. He graduated from the University of California, Irvine in 1996 with a bachelor of arts in English. He earned a Single Subject Teaching Credential in Language Arts and a Cross-Cultural Language and academic development certification in 1997.

Kataoka is also completing a Master's Degree in Coaching and Athletic Administration. He and his wife Suzanne have two daughters, Leah and Marisa.

**BRENDON SMITH****Assistant Director of Equipment**

Brendon Smith is in his second year as an assistant equipment manager at the University of Colorado. Smith handles the equipment duties for the men's and women's basketball teams and assists with football.

Prior to his arrival at Colorado, Smith served as the equipment manager at Sacred Heart University. He started out as an assistant manager in 2005 and was promoted to the director in 2006. Smith was responsible for the equipment needs of all 31 sports at SHU.

Smith earned his bachelor's in public relations and sports communications from Marist College in 2004. He graduated from Catskill High School in 2000 and lettered in baseball and bowling.

Born on March 24, 1982 in Catskill, N.Y., Smith enjoys hanging out with friends. He currently resides in Westminster, Colo.

**DERIC SWANSON****Director of BuffVision**

Deric Swanson is in his 12th year as the Director of BuffVision, coordinating all aspects of production involving the \$4.7 million video board operation for athletics in Folsom Field and now in Coors Events Center.

Swanson, 36, came to CU from the Colorado Avalanche Hockey Club in 1999, where he had worked for a brief time as the manager of game entertainment and video production. He had previously worked three-plus seasons with the Colorado Rockies Baseball Club, first as a stadium camera operator, and then as video production coordinator, including the 1998 Major League Baseball All-Star Game at Coors Field.

In 2003, BuffVision won the Golden Matrix Award for "Best Overall Video Display" in the University Division at the Information Display and Entertainment Association (IDEA) conference in Atlanta. The following year, BuffVision was awarded two distinctions, one for the 2004 Aurora Awards, a Platinum Best of Show statue for In-Game Entertainment Graphics/Design, and a Telly Award for The Buffalo Stampede, CU's coaches' show. In 2006 and 2007, BuffVision won four more Telly Awards for Swanson's production, including two for the "Ralphie on Campus" institutional spot and another for The Buffalo Stampede.

He is a 1996 graduate of Colorado State University, earning his bachelor's degree in technical journalism and broadcasting. He graduated Magna Cum Laude and was recognized as CSU's outstanding graduate in journalism.

He was born May 24, 1974 in Oakland, Calif., and attended two high schools. His father was stationed in the Azores, Portugal, and he spent two years at Lajes High School, where he lettered in football, soccer, volleyball and basketball. After moving to Colorado, he graduated from Liberty High School in Colorado Springs, where he lettered in football. He played volleyball on CSU's club team for three years. In 2009, Swanson completed his second IronMan triathlon in Phoenix, Arizona. He is married the former Heather Cohea and the couple has a son, Gavin Pierce (2).

**NICOLE MAKRIS****Assistant Athletic Trainer**

Nicole Makris is in her seventh season as an assistant athletic trainer at Colorado. She primarily works with the women's basketball and men's golf teams.

Makris joined CU from the University of Denver where she was as an assistant athletic trainer for four years. At DU she served as the athletic trainer for the Pioneer women's basketball, women's lacrosse, and men's and women's tennis programs. She was also an assistant athletic trainer at Washington State University for one year, serving as the head athletic trainer for the Cougars' women's volleyball and rowing teams.

Prior to Washington State, Makris was a graduate assistant athletic trainer at San Jose State for two years (1997-00) where she was the head athletic trainer for softball and assisted with football.

A 1997 graduate of Northern Colorado with a degree in Kinesiology (emphasis in athletic training), Makris worked with all of the Northern Colorado athletic teams as a student trainer from 1995-97. She holds a Master's degree in Human Performance and Athletic Training from San Jose State. Makris is a certified member of the National Athletic Trainers' Association. She is single and resides in Superior.





BASKETBALL SUPPORT STAFF

ERIC PELLONI

Assistant Director of BuffVision

Eric Pelloni is in his fifth season as the Assistant Director of BuffVision, although he has been involved in CU Athletics for the better part of 11 years.

Pelloni is the associate producer of "The Buffalo Stampede" coaches show which airs weekly on FSN Rocky Mountain. He assists with the video packages for CU's video display boards and has been on the BuffVision game day crew for 12 seasons.

When CU Athletics overhauled its official athletic website, CUBuffs.com, in 2003, Pelloni was hired on a part-time basis to create video content and stream live events for The Stampede Online subscription service. He has created the majority of the graphic work and assisted in the designing of CUBuffs.com, and has designed the last two women's basketball media guide covers.

Prior to his full-time appointment at CU, Pelloni worked as a freelance video editor/graphic artist in the Denver area, creating video content for both broadcast and non-broadcast applications for a number of clients including Qwest Communications, Coors, XCEL Energy and the United Way of New York City.

Pelloni graduated from Metropolitan State College of Denver in 1998 and served as an Adjunct Professor at Metro State in 2003-04.



Brooks covered CU athletics for the *Rocky Mountain News* from 1987-2009, most notably football and men's and women's basketball. He wrote thousands of stories until the paper went out of business in February 2009.

He began his career at the *Memphis Commercial-Appeal* upon graduating from the University of Memphis in 1970. He worked for both the *Columbia Daily-Tribune* and the *Missourian* while attending grad school at the University of Missouri before joining the *Rocky Mountain News* in 1978. His experience includes the full scope, from copy editing and beat reporting (of which he was twice honored as the state's best in 2004 and 2005 by the Colorado AP editors) to time as a columnist as well as sports editor.

He also has been a long time voter for many of college football's top awards, including the Heisman Trophy, the Butkus Award and the Doak Walker Award, as well as being an Associated Press Top 25 voter from 1987-2007.

Brooks and his wife Patti have two adult children Kelley, a CU graduate and Brian, as Western State College graduate, and one grandchild.

B.G. BROOKS

Contributing Editor, CUBuffs.com

B.G. Brooks is in his second year as contributing editor for CUBuffs.com, joining the University of Colorado athletic department in July 2009.

The veteran reporter provides analytical game coverage and some commentary for football and basketball, writes feature stories and works on special projects and series with a green light to be objective. He is the web site's first on-staff reporter and was seventh full-time reporter with newspaper roots working for a school or conference at the time of his hiring.



MICHELLE WOLCOTT

Team Physician

Dr. Michelle Wolcott is in her eighth year as team physician for the University of Colorado women's basketball program.

An orthopedic surgeon, Dr. Wolcott specializes in the management of athletic injuries to the ankle, knee and shoulder. She earned her bachelor of science degree in biology from the University of Utah and graduated from Georgetown University School of Medicine in 1996.

Dr. Wolcott completed her internship and residency in orthopedic surgery at Loyola University Medical Center in Maywood, Ill., in 2001. She also completed a fellowship in sports medicine at the University of Iowa Hospital & Clinics in 2002.

A member of the American Academy of Orthopaedic Surgeons and the American Orthopaedic Society for Sports Medicine, Dr. Wolcott spends her free time with her new baby, Henry.



KERI RATTINER
Student Assistant
Athletic Trainer



ELIZABETH PAVLICH
Student Manager



KATEY YOUNG
Student Manager



MICHAEL BOARDMAN
Student Manager



CYDNEY RICKER
Graduate Assistant SID

ADMINISTRATION



2010-11 University of Colorado Board of Regents

Back Row: Joseph Neguse, Stephen Ludwig, James E. Geddes, Tom Lucero, Michael Carrigan. *Front Row:* Kyle Hybl, Tilman "Tillie" Bishop (Vice Chair), Steve Bosley (Chair), Monisha Merchant



Bruce Benson
President



Phil DiStefano
Chancellor



Russell L. Moore
Provost



David Clough
Faculty Rep



Mike Bohn
Athletic Director



Gail Pederson
Chief of Staff



Ceal Barry
Associate AD/SWA



David Plati
Associate AD



Cory Hilliard
Associate AD



Julie Manning
Associate AD



Jim Senter
Associate AD



John Krueger
Assistant AD



Charles Johnson
Assistant AD



Kris Livingston
Assistant AD



Scott McMichael
Assistant AD



Tom McGann
Director of
Game Operations



J.T. Galloway
Director of Equipment



Jamie Guy
Director of
Sports



Megan Eisenhard
BSP General Manager



Lindsay Lew
Director of
Strategic Sales



Prema Khanna
Director of Marketing



Dr. Eric McCarty
Director of
Sports Medicine



Sheila Ridley
Director of Student
Athlete Wellness



Matt Roeder
Director of
Marching Band



Miguel Rueda
Head Athletic Trainer



Will Simpson
Director of
Ticket Operations



Kristen Sorensen
Director of
Special Events



Jeff Hoskin
IT Professional



Jo Marchi
Compliance/SAAC



Steve Wells
Director
Coors Events Center



Bart Emery
Coors Events Center




Justin Urman
Promotions



John Templeton
Audio Engineer



PRESIDENT BRUCE BENSON



Before he became president of the University of Colorado in March 2008, Bruce D. Benson had already made his mark in business, politics, philanthropy, education and civic endeavors.

He founded Benson Mineral Group in 1965, a year after earning a degree in geology from CU. Over his career, he has been involved in a variety of business ventures, including real estate, restaurants and banking.

Three different Colorado governors have named Benson to various education initiatives and governing boards, including the Colorado Commission on Higher Education and the Metro State College Board of Trustees, both of which he chaired. In addition, he co-chaired the P-20 Education Coordinating Council from 2007 until early 2008 and chaired the Governor's Blue Ribbon Panel for Higher Education for the 21st Century from 2001 to 2003.

He has been active in support of his alma mater. He was national chairman of CU's four-campus, \$1 Billion Comprehensive Fund-Raising Campaign from 1997-2003. He served as a director on the Coleman Colorado Foundation – Institute for Cognitive Disabilities from 2001-08. He was a board member for CU- Boulder's Center for the American

West from 2006-08. Benson also served on the board of directors of the CU Foundation from 1990-96, and was a member of the CU Foundation Development Cabinet from 1992-95. CU awarded him the University Medal in 1999 and the university's Ira C. Rothgerber Award in 2003 (one of two ever awarded). The CU Alumni Association honored him with its Recognition Award in 2001. He also has provided significant philanthropic support to CU.

Benson was also one of the leaders of the 2005 statewide campaign that successfully passed Referendum C, which provided additional funding for education and the state budget. He was elected chairman of the Colorado Republican Party four times, and was the Republican nominee for governor in 1994.

As CU president, Benson leads a system of four campuses: Boulder, Colorado Springs, Denver and the Anschutz Medical Campus. CU serves some 56,000 students and has a

\$2.7 billion annual budget.

Benson has received many honors recognizing his leadership in a variety of activities, but two are particularly notable: CU in 2004 granted him an Honorary Doctorate of Humane Letters, and in February 2009, he was named to the Colorado Business Hall of Fame.

A native of Chicago, Benson has called Colorado home for nearly five decades. He is married to Marcy Head Benson. He has three adult children and 10 grandchildren.

CHANCELLOR PHIL DISTEFANO



Dr. Philip P. DiStefano is the Chancellor at the University of Colorado Boulder. Prior to his appointment on May 5, 2009, Dr. DiStefano was the top academic officer at CU-Boulder for eight years as the Provost and Executive Vice Chancellor for Academic Affairs. He served as interim chancellor twice during pivotal times in the university's history.

Dr. DiStefano co-chaired the steering committee for CU-Boulder's visionary strategic plan, *Flagship 2030*, conceived with campus, community and statewide input, to guide the university for decades to come. Today, Dr. DiStefano is shepherding its implementation as *Flagship 2030* moves from vision to reality.

Dr. DiStefano has served CU-Boulder for 36 years. He joined the University of Colorado in 1974 as an Assistant Professor of Curriculum and Instruction at the School of Education. His academic career

flourished as he assumed a series of academic and administrative positions, including Professor, Associate Dean, Dean and Vice Chancellor. He was appointed Provost and Executive Vice Chancellor for Academic Affairs in 2001.

As Chancellor he works closely with students, faculty, staff, alumni, donors, governing officials, and business and community leaders in extending CU's legacy as a preeminent national comprehensive research university.

A first-generation college graduate, Dr. DiStefano earned a Bachelor of Science degree from Ohio State University and a Master of Arts degree in English Education from West Virginia University. He holds a Doctorate in Humanities Education from Ohio State University, where he served as a teaching and research associate.

He began his educational career as a high school English teacher in Ohio. He has authored and co-authored numerous books and articles on literacy education.

Dr. DiStefano and his wife, Yvonne, have been married for 41 years and are the parents of three grown daughters and a granddaughter.

PROVOST RUSSELL MOORE

Dr. Russell L. Moore has had a long and distinguished career at the University of Colorado Boulder. As the interim provost since July 1, he is the chief academic officer on the Boulder campus.

Dr. Moore also served as interim vice chancellor for research from May 2009 to July 2010. Prior to that appointment, he was associate vice chancellor for research since 2006.

Dr. Moore served as chair of kinesiology and applied physiology (now integrative physiology) from 1994 to 2001, and was assistant professor (1984-86), associate professor (1993-96) and full professor (1996-present) in that department.

He holds an adjunct professorship in medicine (cardiology) at the University of Colorado's Anschutz Medical Campus at the University of Colorado Denver.

He was an assistant and associate professor (1986-91) in the departments of medicine, cellular and molecular physiology at the Pennsylvania State University College of Medicine in Hershey, Pa. He did postdoctoral work at the University of Texas Health Science Center in Dallas (1981-84).

Dr. Moore earned a Bachelor of Science degree in biochemistry from the University of California at Davis in 1976, and a master's degree (1978) and doctorate (1982) in physiology from Washington State University in Pullman, Wash.

FACULTY REP DAVID CLOUGH

David Clough, professor of chemical and biological engineering, is in his sixth year as the University of Colorado's Faculty Athletic Representative (FAR), as he was named to the position in March 2005.

Dr. Clough, 64, replaced current Chancellor Phil DiStefano, who had served as FAR from June 1, 2000 until just shortly after his appointment as interim chancellor for the Boulder campus in 2005. Clough is only the sixth FAR in CU history, joining a very prestigious list: Walter Franklin (1947-

1948), Warren Thompson (1949-1966), William Baughn (1967-1989), James Corbridge (1989-2000) and DiStefano (2000-2005).

Dr. Clough has had a significant impact on engineering education at CU-Boulder and beyond through career-long efforts to enhance the learning of engineering students. He has pioneered active- and cooperative-learning techniques in the College of Engineering and Applied Science, and in 1989 he originated the concept of the Integrated Teaching and Learning Laboratory (ITLL). Clough's research has focused on the automated control of chemical and related processes.

He also has been involved with student-athletes for a long time, as he's had a relationship with the CU athletic department for over 30 years. For his entire faculty career, Clough has taken a special interest in engineering student-athletes, as early on he gained an appreciation for the combined challenges they face. He played an integral role in Rhodes Scholarship candidacy of former football player Jim Hansen, an Academic All-American who was awarded the Rhodes in 1993; he is now teaching at the Naval Postgraduate School in Monterey, California, and the two remain best of friends.

Dr. Clough received his bachelor's degree from the Case Institute of Technology (now Case Western Reserve University) in 1968 and his master's from CU-Boulder in 1969, both in chemical engineering. He worked as an engineer for E. I. du Pont de Nemours & Co., Inc., from 1969 to 1972 before returning to CU-Boulder to earn his doctorate in 1975. He joined the faculty of the Department of Chemical Engineering at that time.

From 1986 to 1992 he served as the college's associate dean for academic affairs, playing a role in a number of important initiatives, including the Gemmill Engineering Library, the Herbst Humanities Program, and the ITLL. From 1993 through 1999, he was associate chair

of the Department of Chemical Engineering and was responsible for significant improvements to the department's undergraduate advising program.

Known for his willingness to experiment with new educational concepts and technology, Dr. Clough has worked to reform traditional lecture classes into an interactive workshop format that greatly enhances the learning of students. Through these efforts, he has helped to reshape the way engineering is taught. The student-run Engineering Excellence Fund chose Dr. Clough as the first recipient of the Sullivan-Carlson Inspiration in Teaching Award in 1998. He has received numerous teaching and advising awards from nominations by his students over the years. He also has been given the college's Hutchinson Teaching Award and Peters Service Award. He received the first Boulder Faculty Assembly Teaching Award in 1980 and the Boulder Campus Outstanding Advisor Award in 1996. His merit as an educator has also been recognized outside CU, as in 1995, the American Society for Engineering Education (Rocky Mountain Section) presented him with its first Outstanding Educator Award.

In April 2000, he received the college's Distinguished Engineering Alumnus Award in the Education category. It recognized his significant impact on engineering education through pioneering the active learning concept for the ITLL, and in leading the college in changing traditional lecture courses to an active learning format.

In his role as Faculty Athletics Representative, Clough represents CU to the Big 12 Conference (and soon to the Pacific 10) and the NCAA. He provides a liaison between Athletics and the faculty and works to enhance the educational experience of our ~350 student-athletes. He is also active on the national scene as a member of the Executive Committee of the 1300-member Faculty Athletics Representatives Association (FARA), and this year is a candidate for President-Elect of FARA. In his time as FAR, Dr. Clough has established a reputation for his expertise in the NCAA's Academic Performance Program and that program's statistics that track the progress of student-athletes, the Academic Progress Rate (APR) and the Graduation Success Rate (GSR). He has developed tracking and predictive tools that have been shared with over 100 NCAA institutions.

He and his wife, Sydney, have four grown children, Astrid, William, Rodney and Damon, and four grandchildren. Dr. Clough's father, John W. Clough, was a chemical engineer, and his two brothers are retired engineers. The Clough family established a scholarship endowment in engineering at CU in honor of John Clough, who died in 1994. The family holds a strong belief in giving back to the educational institutions that have benefited its members.



ATHLETIC DIRECTOR MIKE BOHN



Mike Bohn was introduced as just the fifth full-time athletic director in University of Colorado history on April 13, 2005, returning to the surroundings where he starred as a prep athlete before embarking on a journey that would take him all over the western half of the United States and finally back home.

Bohn, 49, came to Colorado from San Diego State University, where he left an indelible imprint in just 18 months as the Aztecs' director of athletics. He agreed to a 5-year contract with the Buffaloes and was rewarded quickly for his initial efforts, as in November 2007 he received an extension

through the 2011-12 academic year.

He replaced Jack Lengyel, who served as interim athletic director for five months after Dick Tharp stepped down in November 2004 after holding the position since 1996. Tharp had followed three legendary men in CU athletic history, Harry Carlson (1927-65), Eddie Crowder (1965-84) and Bill Marolt (1984-96).

Bohn is the first of the five to be named CU athletic director without having previously worked within the CU system. Carlson and Crowder were coaches upon being named, Marolt returned to CU where he coached for 10 years before leaving for the U.S. Olympic ski team, and Tharp was a university attorney with strong CU-Boulder campus ties. But his ties to Boulder were extensive, growing up here with family and friends always in the area.

He accomplished a lot in his first 100 days on the job, from branching out into the community with Chancellor Phil DiStefano at town meetings, to implementing the *YOUR TEAM* campaign to raise significant funds for immediate scholarship and capital project needs. Several other creative ideas, especially in marketing including Ralphies' Kids Roundup and the Pearl Street Stampede the night before home football games, were established to create better ties with CU and area communities.

Those first 100 days were just the beginning, and just five years into his service to CU, he has made major improvements in fundraising, including the establishment of the Buff Club Cabinet, huge in-roads in community and campus relations, and has worked to balance a budget by making tough but necessary cuts, guaranteeing the future success of Colorado's 16 intercollegiate sports.

Perhaps his top "one shining moment" to date took place in the spring of 2010, when he led the charge for the Buffaloes to join the Pacific-10 Conference. A very tense period in college athletics, rumors swirling about concerning several schools, he had CU's ship steadied throughout and landed CU in a conference that conforms to a perfect fit with its students, alumni and fans on many levels, including academics as well as athletics. Colorado is set to join the league in either the summer of 2011 or 2012.

He has overseen the hiring of seven head coaches, Dan Hawkins (football), Jeff Bzdelik and Tad Boyle (men's basketball), Kathy McConnell-Miller and Linda Lappe (women's basketball), Roy Edwards (men's golf) and Liz Kritza (volleyball).

Mile High Sports Magazine selected Bohn as its Sports Person of the Year for 2006, as the publication recognized his efforts in his first year on the job.

Bohn's brief tenure at San Diego State featured many remarkable accomplishments, including the instilling of energy, enthusiasm, accountability and determination into the Aztec staff. Officially named SDSU athletic director on October 6, 2003, his immediate task was to unify the athletic department, the campus and the community of San Diego.

Bohn strategically and steadily restructured the SDSU athletic department with emphasis on fund raising, fiscal responsibility, compliance and academics.

Under his watch, San Diego State set a new single-game attendance record in football when more than 57,000 fans watched the Aztecs' win over Idaho State in the 2004 season opener. The average football attendance of 35,995 in 2004 was the best at the school since 1993, with the increase of 14,369 fans per game marking the third largest attendance jump in the country. The SDSU baseball team also set attendance records under his watch.

He landed the San Diego State position after serving five years as athletic director at the University of Idaho (1999-2003), where he first made his mark as a lead administrator in the area of transformation.

At Idaho, he developed projects for new facilities, increased community and corporate support, and produced balanced budgets for the department after

inheriting an operation that had accumulated a deficit of over \$1 million.

During his five years in Moscow, he oversaw the transition of the Vandals to the Division I-A ranks from the Big Sky Conference. Under Bohn, Idaho began construction on the Vandal Athletics Center, the first facilities improvement for UI athletics in two decades. He was also the driving force behind a 20-percent increase in the Vandal Scholarship Fund and a \$350,000 surge in annual corporate support.

Between Idaho and San Diego State, Bohn hired 12 head coaches in all as well as several administrators.

Bohn prepared for his career goal of becoming a Division I athletic director entirely in the state of Colorado, his adopted "native" state despite being born in Illinois; he moved to Colorado with his family when he was one year old.

His first job in athletic administration came at the Air Force Academy, where he worked for the better part of nine years (1984-92). During his tenure in Colorado Springs, Bohn advanced from an intern to assistant athletic director. He served as executive director of the Blue and Silver Club, as well as other external operations throughout his stay at the academy. He played a major role in the increase of football season ticket sales from 6,000 to 20,000 and implemented a fundraising campaign that generated \$16 million for stadium improvements.

From 1992 to 1995, Bohn served as Director of Marketing for the College Football Association, where he worked for one of the most respected people in the history of college athletics, Chuck Neinas (the one-time Big Eight Conference commissioner). The CFA, the precursor to the current Bowl Championship Series, consisted of six major football conferences encompassing 67 universities. He created and developed the CFA "Good Works Team" which recognizes significant off-the-field accomplishments in the area of community relations of 11 football student-athletes nationally (a team that is still selected today by the American Football Coaches Association).

Bohn was involved in many facets of the organization's operations, including the administration of a \$67 million television package involving ABC, ESPN and ESPN2. He also formulated a blueprint for the promotion and development of the image of college football as a whole.

He then moved on to Colorado State University, where he spent the next three years (1996-98) as an associate athletic director for the Rams. At CSU, he was responsible for all external revenue-producing operations, including ticket sales, fundraising through the Greater Ram Club, licensing, corporate sales, signage, capital campaigns and broadcasting rights fees and special events. He also helped escalate student interest in CSU athletics.

He earned his bachelor's of arts degree from the University of Kansas in 1983, where he was recruited as a quarterback and also played baseball (pitcher-first basemen-outfielder). He then graduated with a master's degree in sports administration from Ohio University in 1984. While earning his master's, he worked as a graduate assistant football coach for the Bobcats.

Bohn is a former member of the NCAA Championships Cabinet and the Division I-A Athletics Directors Association Executive Council. During his stay at Idaho, he was a member of the Big West Conference executive committee and served on the University of Idaho executive council.

Born November 16, 1960 in Hinsdale, Ill., he graduated from Boulder High School where he lettered in football, basketball and baseball. He is married to the former Kim Zeren, and the couple has two grown children, Michaelyn and Brandon.

DID YOU KNOW?... Mike Bohn is the first athletic administrator to work at three of the state's Division I-A colleges (CU, Air Force, Colorado State and Denver). Only one coach is thought to have spent time at three schools: **Terry Dunn** served as assistant basketball coach at AFA (1991-94), CSU (1994-96) and CU (1996-2004). Several high profile people have logged time in at two of the schools; those who spent time at CU and one other include assistant football coaches **Kay Dalton** (CU/CSU), **Chuck Heater** (CU/CSU), **Tom McMahon** (CU/CSU) and **Dan Stavelly** (CU/DU); track coaches **Don Meyers** (CU/CSU) and **Jerry Quiller** (CU/CSU); basketball coaches **Jen Warden** (CU/CSU) and **Linda Lappe** (CU/CSU); sports information directors **Steve Hatchell** (CU/CSU) and **Tim Simmons** (CU/CSU); gymnastics coach **Dan Garcia** (CU/DU), golf coaches **Eric Hoos** and **Sammie Chergo** (both assistants at CU and then head coaches at DU); assistant women's basketball coach **Tanya Haave** (CU/DU); trainers **Eric Fry** (DU/CU), **Ed Lochrie** (CU/DU) and **Nicole Makris** (DU/CU); and fundraiser **Chris Kiser** (CU/CSU).



THE PLAYERS



THE ROSTERS



Alphabetical Roster

NO PLAYER

- 4 Britney Blythe
- 21 Chelsea Dale
- 40 Rachel Hargis
- 23 Chucky Jeffery
- 1 Shae Kelley
- 55 Melissa MacFarlane
- 24 Brenna Malcolm-Peck
- 14 Meagan Malcolm-Peck
- 15 Julie Seabrook
- 22 Brittany Spears
- 12 Ashley Wilson
- 11 Brittany Wilson

2010-11 Numerical Roster

NO	PLAYER	POS	HT	CL	EXP	HOMETOWN (HS/College)
1	Shae Kelley	F	6-0	Fr.	HS	Denver, Colo. (East)
4	Britney Blythe	G	5-9	Sr.	3L	San Mateo, Calif. (St. Ignatius Prep)
11	Brittany Wilson	G	5-8	Fr.	HS	Long Beach, Calif. (Poly)
12	Ashley Wilson	G	5-8	Fr.	HS	Long Beach, Calif. (Poly)
14	Meagan Malcolm-Peck	G/F	6-2	So.	1L	Boulder, Colo. (Horizon)
15	Julie Seabrook	F	6-3	Jr.	2L	North Vancouver, B.C. (St. Mary's/NEDA)
21	Chelsea Dale	G/F	6-1	Sr.	3L	Palos Verdes Estates, Calif. (Palos Verdes)
22	Brittany Spears	F	6-1	Sr.	3L	Pasadena, Calif. (Pasadena/Notre Dame Prep {Mass.})
23	Chucky Jeffery	G	5-10	So.	1L	Colorado Springs, Colo. (Sierra)
24	Brenna Malcolm-Peck	G/F	6-2	So.	1L	Boulder, Colo. (Horizon)
40	Rachel Hargis	C	6-4	Fr.	HS	Robinson, Texas (Robinson)
55	Melissa MacFarlane	C	6-7	So.	1L	Omaha, Neb. (Millard North)

By Height

- 5-8 Ashley Wilson
Brittany Wilson
- 5-9 Britney Blythe
- 5-10 Chucky Jeffery
- 6-0 Shae Kelley
- 6-1 Chelsea Dale
Brittany Spears
- 6-2 Brenna Malcolm-Peck
Meagan Malcolm-Peck
- 6-3 Julie Seabrook
- 6-4 Rachel Hargis
- 6-7 Melissa MacFarlane

By State/Country

- United States**
- Colorado**
Chucky Jeffery (Colorado Springs)
Shae Kelley (Denver)
Brenna Malcolm-Peck (Boulder)
Meagan Malcolm-Peck (Boulder)
- California**
Britney Blythe (San Mateo)
Chelsea Dale (Palos Verdes Estates)

- Brittany Spears (Pasadena)
Ashley Wilson (Long Beach)
Brittany Wilson (Long Beach)
- Nebraska**
Melissa MacFarlane (Omaha)
- Texas**
Rachel Hargis (Robinson)
- Canada**
Julie Seabrook (North Vancouver, B.C.)

By Class

- Seniors**
Britney Blythe
Chelsea Dale
Brittany Spears
- Junior**
Julie Seabrook
- Sophomores**
Chucky Jeffery
Melissa MacFarlane
Brenna Malcolm-Peck
Meagan Malcolm-Peck
- Freshmen**
Rachel Hargis
Shae Kelley
Ashley Wilson
Brittany Wilson

Pronunciation Guide

Jennie Baranczyk
Bah-RAHN-check

Linda Lappe
Lap-E

Meagan Malcolm-Peck
MAY-gun

Shae Kelley
Shay

Melissa MacFarlane
Mac-Far-Lan

2010-11 OUTLOOK



Since **Linda Lappe** returned to the University of Colorado as head women's basketball coach this past April, she's been preaching fundamentals, discipline and communication to her new team. After all those were traits instilled in her as a player for the Buffaloes from 1998-2003, an impressive ride that culminated with three NCAA Tournament appearances, including the 2002 Elite Eight.

Lappe has been able to work with her new team in bits and pieces since her hiring, guiding the Buffaloes through an offseason program which included strengthening academics and on the floor individual workouts, focusing on fundamentals.

Now, eight years removed from wearing a CU uniform, Lappe pulls her team together as a whole for the first time in preparation for the 2010-11 season.

"We want to get started off on the right foot," Lappe said. "With the new coaching staff, we'll be implementing a lot of new things and we're going to be expecting our players to catch on quickly...work hard and have a great attitude so we don't have to coach those two things."

Lappe, who amassed a 50-36 record in three seasons as head coach at Metro State (Colo.) before returning to her alma mater, welcomes in eight returnees, including three starters from the 2009-10 season, and four newcomers.

Senior forward **Brittany Spears**, who has started all 93 career games, has led Colorado in scoring and rebounding the last two seasons. She is coming off a junior campaign in which she averaged 17.7 points and 7.8 rebounds, earning honorable mention to the 2010 All-Big 12 Conference team. One of only six players in CU history to record 1,500 points and 700 career rebounds, Spears is sixth in 3-point field-goals made (156) and attempted (464), seventh in blocked shots (116), ninth in scoring (1,533), rebounds (720) and steals (176), 10th in field-goals made (557) and 16th in free-throws made (260) on CU's all-time charts.

A pair of sophomores who had solid first-year campaigns return in guard **Chucky Jeffery** and forward **Meagan Malcolm-Peck**. Jeffery topped the Buffaloes in assists as a true freshman in 2009-10 while averaging 9.3 points and 5.2 rebounds per game. Jeffery also played solid defense, leading all Big 12 freshman in steals with two per outing, and ranking fourth overall on the league charts. Malcolm-Peck pitched in 5.3 points and 3.7 rebounds per game and was CU's top shot blocker with 34 in her initial season.

Colorado lost a lot of scoring from its backcourt, most notably with the graduation of Bianca Smith, who averaged nearly 13 points per game in 2009-10 and is CU's all-time leader in 3-point field goals. The Buffaloes will look to a balance of upperclassmen with minimal playing experience and newcomers to fill that void.

The senior back-court duo of **Britney Blythe** and **Chelsea Dale** have worked limited minutes for much of their three years, but have shown

glimpses of what they can do between the lines. Dale, a sharp-shooting off guard, played in a career-best 23 games in 2009-10, hitting on 50 percent from the field, including 6-of-10 from downtown. Blythe, a natural point guard, appeared in only 10 games last year, but has starting experience, getting the opening call in 15 of 27 games as a sophomore in 2008-09, most of those starts logged during Big 12 play.

Newcomers in the back court will include 5-foot-8 twin sisters **Ashley** and **Brittany Wilson** whose prep resumes rank up with some of the best in the nation. The Wilson's teamed up for national prep powerhouse Long Beach Poly High School, compiling a four-year record of 131-9 which included three-straight California Division I-AA state titles and a runner up finish in 2010.

Spears will play a prominent role on the front line, but expects to get help from a pair of local products, one new and one returning. Freshman forward **Shae Kelley** hopes to continue her own personal Coors Events Center magic. Kelley was the *Denver Post's* 2010 Ms. Colorado Basketball after leading Denver East to its first state title, on CU's home floor last March. **Brenna Malcolm-Peck**, Meagan's twin sister, will hope to return from an injury plagued freshman season to contribute minutes. Malcolm-Peck, at 6-2, can stretch the floor with her outside shot and also help out on the boards.

Down on the block, junior **Julie Seabrook** has the most playing experience, seeing action in 51 games over her first two seasons. The 6-3 forward averaged just over six minutes a game in 2010, connecting on 52 percent of her field goal attempts (11-of-21). The tallest player in Colorado women's basketball history, 6-7 center **Melissa MacFarlane** returns for her sophomore season, after playing in 18 games in 2010 against some of the best post players in the country.

Freshman **Rachel Hargis**, who is Lappe's first recruit as she signed this past May, will join the mix down low. A 6-4 center from Robinson, Texas, she led Robinson High School to the 2009 Texas Class 3A state title as was the tournament MVP.

Colorado will host an exhibition game on Friday, Nov. 5, against Western State (Colo.) College and open the regular season by hosting Regis (Colo.) University on week later on Nov. 12. The Buffaloes will play 10 of 13 nonconference games at home, including match-ups with Illinois (Dec. 4) and Colorado State (Dec. 8). For the 24th straight year, CU will host a tournament over Thanksgiving weekend as Evansville, Loyola-Chicago and Eastern Washington come to Boulder for the Omni Hotels Classic, Nov. 26-27.

CU will begin its final season as a member of the Big 12 on Saturday, Jan. 8, at Texas A&M and its home conference opener will be Wednesday, Jan. 12, against Kansas. The Buffaloes will join the Pac-10 Conference for the 2011-12 season, and will get an early taste of their new digs, traveling to play at USC's Tournament, Dec. 18-19.



Brittany Spears



Chucky Jeffery



2010-11 BUFFALOES



Brittany Spears #22

6-1 • Senior • Forward • Pasadena, Calif. (Pasadena/Notre Dame Prep {Mass.})

Brittany Spears is one of the most decorated players in CU women's basketball history, one of the most exciting and dynamic players in the Big 12 Conference and will certainly be a candidate for a variety of in-season and postseason honors. Her all-around game allows the Buffaloes to be creative in their match ups with opponents. She can handle the ball, has great range, can create her own shot and is CU's best defensive player. Just the sixth player in team history to record 1,500 points and 700 rebounds, her rankings on CU's all-time career lists include fourth in double-doubles (22), sixth in 3-point field-goals made (156) and attempted (464), seventh in blocked shots (116), ninth in scoring (1,533), rebounds (720) and steals (176), 10th in field-goals made (557) and 16th in free-throws made (260).

CAREER HIGHS

Points

36 vs. UMass (11/28/08)

Rebounds

14 vs. UC Irvine (11/15/09), at Baylor (2/27/08)

Field Goals

12 at Oklahoma (2/13/10), vs. UMass (11/28/08)

FG Attempts

26 at Texas A&M (2/14/09)

3PT Field Goals

6 at Missouri (2/23/10), at Nebraska (2/20/10)

3PT FG Attempts

12 vs. UMass (11/28/08), vs. Oklahoma State (2/2/08)

Free Throws

10 vs. Iowa State (1/16/10)

FT Attempts

12 vs. Iowa State (1/16/10)

Assists

6 four times (last vs. Grambling St. 12/30/09)

Blocks

6 at Kansas (1/27/10)

Steals

5 five times (last vs. Baylor, 3/11/10)

Minutes

45 at Missouri (2/23/10), vs. Iowa State (1/13/08)

2009-10 (Junior): Topped Colorado for the second-straight season in scoring (17.7 ppg) and rebounding (7.8 rpg) and for the third year in a row in steals (64). Earned honorable mention to the 2010 All-Big 12 Conference team as she ranked third in steals (2.1 spg), fourth in scoring, fifth in rebounding, defensive rebounds (5.5 drpg) and free-throw percentage (.837), eighth in 3-point field-goal percentage (.357), 10th in 3-point field-goals made (1.8 3mpg), 12th in blocked shots (1.0 bpg) and 14th in offensive rebounds (2.3 orgp). Scored double digits in 25 of 30 games and notched 20 or more points in 12 contests. She has recorded double-digits in scoring in 56 of her last 63 games and 79 of 93 career outings. Her 531 points in 2009-10 was the ninth-best total in team history, and fourth-best by a junior. With her 530 points from 2008-09, she becomes just the fourth player in team history to score 500 or more points in back-to-back seasons, joining Lisa Van Goor (1980-82), Tera Bjorklund (2002-04)



and Jackie McFarland (2005-08). Spears had her most accurate season behind the arc and from the free-throw line, connecting on 55-of-154 3-point attempts (.357) and 108-of-129 free-throw attempts (.837). She scored a team-season high 34 points in the overtime win at Missouri (2/23), just two

CAREER STATISTICS

Year	GP	GS	Min	Avg	FG	FGA	Pct	3FG	FGA	Pct	FT	FTA	Pct	Off	Def	Tot	Avg	PF	FO	A	TO	B	S	Pts	Avg
2007-08	34	34	1118	32.9	174	409	.425	57	176	.324	67	82	.817	63	196	259	7.6	69	2	64	79	52	57	472	13.9
2008-09	29	29	1028	35.4	199	459	.434	44	134	.328	88	122	.721	53	174	227	7.8	51	0	51	109	33	55	530	18.3
2009-10	30	30	963	32.1	184	431	.427	55	154	.357	108	129	.837	70	164	234	7.8	75	1	61	96	31	64	531	17.7
Totals	93	93	3109	33.4	557	1299	.429	156	464	.336	263	333	.790	186	534	720	7.7	195	3	176	284	116	176	1533	16.5



of her career best (36 vs. UMass on Nov. 28, 2008). Her 34 points tie for the seventh-best single-game performance in team history and joins Jasmina Ilic as the only players to score 34 or more points twice during their careers. Spears was the Big 12 Women's Basketball Co-Player of the Week on Nov. 23, her fifth career Big 12 weekly honor, and first as Player of the Week. She earned that honor after averaging 23 points and 10 rebounds in the two-game Minnesota Subway Classic, where she was also selected to the All-Tournament team. Spears was also MVP of CU's Omni Hotels Classic as she averaged 15.5 points and 9.0 rebounds in wins over Georgia Southern (11/27) and Harvard (11/28). She had seven double-digit rebounding games, which corresponded to her team-high seven double-doubles, including a career-high tying 14 in the season opening win over UC Irvine (11/15).

2008-09 (Sophomore): Spears led Colorado by averaging 18.3 points, 7.8 rebounds, 1.9 steals and 1.1 blocked shots per game as she was named to the 2009 All-Big 12 Conference second team. There was no sophomore slump for Spears as she ranked among the Big 12's best in most statistical categories. She ranked second in minutes (35.4 mpg), third in scoring, fourth in defensive rebounds (6.0 drpg), seventh in overall rebounding, eighth in steals and 3-point percentage (.328), ninth in blocks, 10th in field-goal percentage (.434), 12th in 3-pointers made (1.5 3pg), and 14th in free-throw percentage (.721). Her numbers in conference only contests were equally as impressive as she ranked third in scoring (17.5 ppg), steals (2.3 spg) and defensive rebounds (6.4 drpg), seventh in overall rebounding (7.8 rpg) and ninth in blocks (1.1 bpg). Spears' 18.3 point average stands as the sixth-best single-season mark in team history and her 530 points ranked as the ninth. Her 199 field goals rank 12th on CU's single-season chart. Spears became just the second player in team history – joining CU Athletic Hall of Famer Lisa Van Goor – to reach 1,000 career points by the end of her sophomore season. Overall she was the 22nd Buff to reach 1,000, and the second fastest (63 games). She is the fifth player in CU history to score 400 points in her first two seasons in Boulder and the fourth to do it in freshman-sophomore campaigns (Debbie Descano scored 400 as a junior and senior after transferring to CU after her sophomore year). Spears had 12 games with 20 or more points and logged eight double-doubles, five of which came during Big 12 play. She had the highest individual scoring output in the Big 12 in 2008-09, notching 36 against UMass in the first round of the Coors Classic, a Classic record and tying for the third best total in team history (Jasmina Ilic also had 36 against Nebraska on Jan. 4, 2006). She was named the MVP of the Paradise Classic averaging 16 points, seven rebounds and three blocks over the two game tournament. She averaged 26 points in the two games of the Coors Classic, earning All-Tournament honors. Spears was a true "Iron Woman" as her 35.4 minutes per game were the sixth most in one season for the Buffaloes. She played all 40 minutes in a three-game stretch starting with the game at Missouri (1/24), becoming the first player to play 40 or more in three straight since Mandy Nightingale in 2000. In all she played 172 consecutive minutes over five games (Oklahoma on 1/21 to Kansas on 2/4). She played all 40 minutes in six games and at least 37 minutes in nine others. She was named the team's Offensive Player of the Year and Lisa Van Goor Rebounding Award winner.

2007-08 (Freshman): Spears had one of the greatest freshman seasons in team history, starting in all 34 games, ranking second on the team in scoring at 13.9 points per game and rebounding at 7.6 per contest behind All-Big 12 forward Jackie McFarland. She was named to the All-Big 12 Rookie team – a first for a CU player in the three year existence of the team which is voted on by league coaches – and earned honorable mention to the All-Big 12 squad. Spears was named Big 12 Rookie of the Week four times in the regular season,





SPEAR'S GAME-BY-GAME STATISTICS

Team (Date)	Min	Total		3-Pt		FT-A	Pct	O	Reb.			F-O	A	TO	B	S	Pts
		FG-A	Pct	FGA	Pct				D	T							
at San Francisco (11/16)	28*	7-11	.636	1-2	.500	0-0	.000	3	4	7	5-1	0	3	1	5	15	
at USC (11/18)	36*	6-15	.400	3-8	.375	4-8	.500	2	5	7	0	2	6	0	2	19	
SIENA (11/23)	33*	5-11	.455	2-7	.286	3-3	1.000	6	4	10	4	2	1	1	2	15	
RICE (11/24)	29*	2-7	.286	2-7	.286	4-4	1.000	2	5	7	2	6	1	0	0	10	
NORTHERN COLORADO (11/28)	18*	2-9	.222	1-7	.143	0-1	.000	1	2	3	1	2	2	1	3	5	
at Colorado State (12/1)	33*	6-14	.429	4-8	.500	0-0	.000	1	10	11	3	6	4	2	3	16	
#21/22 WYOMING (12/5)	30*	6-10	.600	4-7	.571	3-3	1.000	2	4	6	4	1	2	0	0	19	
at #20/17 Vanderbilt (12/9)	36*	3-8	.375	0-4	.000	2-2	1.000	1	6	7	2	1	3	0	2	8	
TEXAS SOUTHERN (12/14)	28*	6-13	.462	0-6	.000	1-1	1.000	2	3	5	1	0	2	1	5	13	
DARTMOUTH (12/21)	32*	5-13	.385	2-7	.286	1-1	1.000	2	7	9	1	0	4	4	2	13	
SOUTHERN UTAH (12/28)	25*	7-11	.636	3-5	.600	0-0	.000	2	3	5	0	2	1	1	2	17	
JACKSONVILLE STATE (12/30)	28*	4-10	.400	0-3	.000	1-1	1.000	1	4	5	1	4	1	5	1	9	
PEPPERDINE (1/4)	33*	7-10	.700	0-2	.000	2-2	1.000	0	7	7	2	4	2	1	4	16	
at Missouri (1/9)	34	9-13	.692	3-4	.750	3-3	1.000	1	6	7	1	2	2	0	1	24	
IOWA STATE (1/13)	45	8-15	.533	1-2	.500	4-5	.800	1	6	7	2	0	3	3	3	21	
#19/16 TEXAS A&M (1/16)	34	3-8	.375	1-4	.250	4-5	.800	2	10	12	1	1	3	0	3	11	
at Kansas State (1/19)	39	6-19	.316	2-6	.333	2-2	1.000	2	6	8	3	0	3	2	0	16	
KANSAS (1/22)	37	5-11	.455	1-5	.200	3-3	1.000	0	8	8	2	1	6	1	3	14	
at Texas Tech (1/26)	33	1-11	.091	0-3	.000	2-2	1.000	1	5	6	2	0	0	2	0	4	
at Iowa State (1/30)	21	0-5	.000	0-2	.000	0-0	.000	2	3	5	1	0	1	1	0	0	
#21/18 OKLAHOMA STATE (2/2)	39	5-15	.333	4-12	.333	0-0	.000	2	4	6	5-1	1	0	5	1	14	
NEBRASKA (2/6)	37	6-14	.429	1-3	.333	6-6	1.000	1	7	8	1	6	2	2	0	19	
at #10/10 Oklahoma (2/9)	36	7-13	.538	1-2	.500	4-4	1.000	1	4	5	4	1	2	2	1	19	
at Kansas (2/13)	33	7-14	.500	2-3	.667	5-6	.833	6	6	12	3	0	4	5	2	21	
TEXAS (2/16)	35	1-6	.167	1-5	.200	0-0	.000	2	10	12	0	1	3	2	2	3	
#15/15 KANSAS STATE (2/23)	40	8-16	.500	4-8	.500	0-0	.000	2	3	5	1	3	2	1	0	20	
at #8/8 Baylor (2/27)	37	6-19	.316	2-8	.250	2-2	1.000	2	12	14	0	1	5	0	0	16	
at Nebraska (3/2)	36	6-16	.375	0-2	.000	2-2	1.000	4	7	11	4	1	2	0	4	14	
MISSOURI (3/5)	30	4-13	.308	0-3	.000	2-4	.500	1	4	5	1	3	0	1	1	10	
^-vs. Iowa State (3/11)	27*	2-5	.400	1-2	.500	0-0	.000	1	7	8	2	3	2	0	5		
^-GONZAGA (3/24)	34*	9-15	.600	4-7	.571	0-1	.000	0	10	10	1	2	2	3	2	22	
^-VILLANOVA (3/27)	33*	4-13	.308	2-7	.286	3-4	.750	3	4	7	3	4	0	1	1	13	
^-TCU (3/30)	37*	6-17	.353	1-9	.111	2-3	.667	2	6	8	4	4	1	2	2	15	
^-MARQUETTE (4/2)	32*	5-9	.556	4-6	.667	2-4	.500	2	4	6	2	0	3	0	1	16	
TOTALS	1118	174-409	.425	57-176	.324	67-82	.817	63	196	259	69-2	64	79	52	57	472	
Big 12	566	82-208	.394	23-72	.319	39-44	.886	30	101	131	31-1	21	38	27	21	226	

Team (Date)	Min	Total		3-Pt		FT-A	Pct	O	Reb.			F-O	A	TO	B	S	Pts
		FG-A	Pct	FGA	Pct				D	T							
UCF (11/16)	27*	9-17	.529	3-7	.429	2-5	.400	2	6	8	4	1	1	1	5	23	
COLORADO STATE (11/19)	34*	9-15	.600	3-5	.600	3-4	.750	2	8	10	2	2	0	1	2	24	
at #16/11 Virginia (11/24)	19*	0-6	.000	0-3	.000	4-6	.667	2	2	4	3	0	2	0	1	4	
MASSACHUSETTS (11/28)	40*	12-25	.480	3-12	.250	9-11	.818	3	6	9	2	4	1	1	3	36	
DREXEL (11/29)	36*	5-15	.333	1-6	.167	5-6	.833	3	6	9	2	2	4	1	1	16	
ARKANSAS-PINE BLUFF (12/2)	27*	11-17	.647	0-2	.000	3-5	.600	6	6	12	2	4	4	2	0	25	
at Seton Hall (12/9)	34*	4-14	.286	2-5	.400	3-5	.600	1	2	3	1	0	7	1	2	13	
UMKC (12/20)	32*	7-16	.438	1-4	.250	4-5	.800	2	5	7	0	3	3	0	3	19	
SAINT LOUIS (12/22)	34*	8-10	.800	3-3	1.000	2-2	1.000	0	5	5	4	1	6	1	1	21	
IDAHO STATE (12/30)	39*	4-13	.308	2-4	.500	4-6	.667	5	8	13	1	4	5	2	0	14	
vs. Pepperdine (1/3)	37*	8-13	.615	2-4	.500	0-0	.000	0	8	8	0	1	5	1	1	18	
at Hawaii (1/4)	37*	5-13	.385	1-3	.333	3-4	.750	1	5	6	3	1	3	4	2	14	
#6/5 BAYLOR (1/10)	40	5-14	.357	1-3	.333	3-4	.750	1	5	6	3	1	4	0	2	14	
at #22/22 Oklahoma State (1/14)	33	4-17	.235	2-7	.286	1-4	.250	0	6	6	0	2	4	4	2	11	
at #16/17 Texas (1/17)	37	5-14	.357	1-3	.333	0-0	.000	1	9	10	0	2	0	0	0	11	
#3/2 OKLAHOMA (1/21)	37	7-17	.412	4-7	.571	3-4	.750	1	5	6	1	0	2	0	4	21	
at Missouri (1/24)	40	4-13	.308	0-4	.000	3-3	1.000	1	12	13	0	1	5	0	3	11	
TEXAS TECH (1/28)	40	10-22	.455	4-11	.364	2-3	.667	0	6	6	1	3	1	3	1	26	
NEBRASKA (1/31)	40	10-17	.588	1-6	.167	4-5	.800	1	8	9	1	3	1	1	3	25	
at Kansas (2/4)	36	5-13	.385	0-1	.000	0-1	.000	2	5	7	4	2	5	3	0	10	
#21/23 IOWA STATE (2/7)	37	7-12	.583	0-2	.000	0-1	.000	3	9	12	0	5	6	0	2	14	
at #12/8 Texas A&M (2/14)	39	9-26	.346	1-4	.250	6-7	.857	3	7	10	2	1	3	3	1	25	
KANSAS (2/18)	38	6-13	.462	0-0	.000	6-6	1.000	3	4	7	1	0	4	1	3	18	
at #16/14 Kansas State (2/21)	38	8-25	.320	2-6	.333	7-7	1.000	3	9	12	4	1	2	0	4	25	
at #25/24 Iowa State (2/25)	33	3-10	.300	0-2	.000	2-2	1.000	0	3	3	1	1	6	1	1	8	
MISSOURI (2/28)	37	10-22	.455	3-8	.375	3-6	.500	2	3	5	3	2	4	0	3	26	
at Nebraska (3/3)	35	7-15	.467	1-3	.333	2-5	.400	1	6	7	2	2	0	3	17		
#21 KANSAS STATE (3/7)	40	8-17	.471	1-5	.200	1-2	.500	1	5	6	4	3	8	3	2	18	
vs. #22/21 Kansas State (3/12)	32*	9-18	.500	2-4	.500	3-3	1.000	3	5	8	1	4	4	2	1	23	
TOTALS	1028	199-459	.434	44-134	.328	88-122	.721	53	174	227	51	51	109	33	55	530	
Big 12	600	108-267	.404	21-72	.292	43-60	.717	23	102	125	26	24	61	17	36	280	

Team (Date)	Min	Total		3-Pt		FT-A	Pct	O	Reb.			F-O	A	TO	B	S	Pts
		FG-A	Pct	FGA	Pct				D	T							
UC IRVINE (11/15)	37*	7-21	.333	0-7	.000	4-6	.667	6	8	14	2	1	4	3	1	18	
vs. Illinois-Chicago (11/20)	25*	6-13	.462	1-4	.250	6-6	1.000	2	5	7	4	1	1	0	1	19	
at Minnesota (11/22)	39*	10-20	.500	3-8	.375	4-4	1.000	5	8	13	4	4	4	1	4	27	
GEORGIA SOUTHERN (11/27)	32*	7-17	.412	4-8	.500	2-5	.400	3	4	7	2	2	2	3	3	20	
HARVARD (11/28)	39*	4-16	.250	1-7	.143	2-2	1.000	3	8	11	3	3	1	1	2	11	
DENVER (12/2)	25*	6-12	.500	1-3	.333	4-4	1.000	1	4	5	3	3	5	1	4	17	
SETON HALL (12/6)	35*	8-13	.615	5-8	.625	3-4	.750	1	11	12	1	2	2	2	2	24	

2010-11 BUFFALOES



High School: Spears was a 2006 graduate of Pasadena High School and spent the 2006-07 academic year at Notre Dame Prep School in Fitchburg, Mass. She was a two-time Pacific League and *Pasadena Star-News* Player of the Year for Pasadena High School. A 2006 All-CIF Southern Section Division I-A first team pick, Spears averaged 23 points, 10 rebounds and eight assists as a senior guiding Pasadena to its first league title since 1991 and a spot in the CIF Southern Section semifinals. She averaged 24.3 points, 12.0 rebounds and 3.9 blocks per game as a junior, leading the Pacific League in scoring and blocked shots and ranked third scoring and fifth in blocks in the CIF Southern Section. Spears helped the Bulldogs to an overall record of 22-9 and a second place showing in the Pacific League at 8-2. Pasadena advanced to the quarterfinals of the CIF Southern Section Division IIAA Tournament.

Academics: Spears is sociology major at Colorado.

Personal: Brittany Spears was born on Sept. 27, 1988 in Southern California. She is the daughter of the late Michelle Henly. She has been raised by her Aunt, Katherine Johnson and has three older brothers, Christian Valencia, Corey Calium and Nathaniel Smith, two younger sisters, Kamaya and Kamille Stafford and one younger brother, Michael Stafford.



GETTING TO KNOW BRITTANY

My favorite thing about Colorado Basketball is: My teammates, I've grown to love them all.

Favorite quote: Impossible is nothing.

My dream job is: Playing basketball somewhere professionally.

Favorite thing to do in Boulder: Play basketball and sleep.

One word to describe me off the court is: Goofy

My pregame rituals are: Watching an episode of Martin and listening to my music really loud.

One thing people don't know about me is: I love bacon.

"Must See" TV for me is: Martin

Most memorable moment at Coors Events Center: All of the comeback wins in the WNIT my freshman year.

The three things I cannot live without are: Basketball, food, music

My goofy superstition is: Playing 3-on-3 is bad luck. Every time I play I get hurt.

Best talent not related to basketball: Eating a lot of food and then being hungry again within five minutes.

When I'm not playing basketball I'm most likely: Sleeping or chilling with Belle.

Sport that I would like to try other than basketball: Field Hockey

Favorite story about a teammate or yourself with your teammates: Britney Blythe's facial reactions when she's tired.

Favorite Boulder restaurant: Olive Garden

Favorite musician: Boosie, Gucci Mane, Lil Wayne and Webbie

Favorite candy or snack: Snickers and Cinnamon Buns

Last book I read: A book by ZANE

A dream vacation for me is: Jamaica

Favorite movie: The Inkwell

If I could meet any famous person it would be: Britney Spears

And I would ask that person: What is it like to be her?

One thing I want to accomplish in my life would be: Having a successful career.

A perfect day for me is when: There is no school, just hoopin'

Favorite basketball road trip: Virginia and New York

My plans after graduation are: Playing professionally

My favorite class at CU: Practice

My hero is: My Grandma

Advice to young athletes: Never give up, no matter how hard the road ahead of you seems, just keep working toward your goals.



2010-11 BUFFALOES



Britney Blythe

#4

5-9 • Senior • Guard • San Mateo, Calif. (St. Ignatius Prep)

Britney Blythe is a true point guard who really sees the floor well. She has starting experience from the 2008-09 season and will battle for more playing time in her farewell campaign. She comes from a great basketball background and has a high basketball I.Q. as far as understanding offensive and defensive philosophy. She's a floor leader who gives the Buffaloes good depth at the point guard position.

2009-10 (Junior): Blythe played in 10 games as a junior, averaging just under three minutes per contest. Her most action came in the month of December, as she played in five of six contests, including a three-game stretch against Southern Utah (12/19), San Jose State (12/22) and Grambling State (12/30). Played a season-high nine minutes against Grambling State, grabbing one rebound and dishing out one assist. Participated in four Big 12 games, logging a rebound at Baylor (2/6).

2008-09 (Sophomore): Blythe played in 27 games and started at point guard in 15 straight contests spanning the last half of the nonconference schedule and the beginning of the Big 12 Conference season. She averaged 2.1 points and 1.3 assists per game and collected 11 steals. Blythe played her best basketball during the ultra competitive Big 12 schedule, scoring 36 of her season's 57 points during the conference regular season. She had a career night in the league opener against No. 6 (AP)/5 (WBCA) ranked Baylor scoring a personal best 12 points on 4-of-6 from the field - all from 3-point range. She made her first four 3-point attempts against the Bears after making just 1-of-12 from



CAREER HIGHS

Points

12 vs. Baylor (1/10/09)

Rebounds

4 vs. Pepperdine (1/3/09),

Field Goals

4 vs. Baylor (1/10/09)

FG Attempts

6 three times (last at Oklahoma State, 1/14/09)

3PT Field Goals

4 vs. Baylor (1/10/09)

3PT FG Attempts

6 vs. Baylor (1/10/09)

Free Throws

4 vs. Saint Louis (12/22/08), at San Francisco (11/16/07)

FT Attempts

4 three times (last vs. Saint Louis, 12/22/08)

Assists

5 vs. UMKC (12/20/08)

Steals

3 vs. Texas Tech (1/28/09), at Texas Tech (1/26/08)

Minutes

39 at Kansas (2/4/09)

downtown prior to the Baylor game.

2007-08 (Freshman): Played in 21 games as a first-year Buffalo, averaging just under two points per game. Had a memorable collegiate debut by scoring 11 points and adding two assists and two steals at San Francisco, about five miles where she played in high school at St. Ignatius Prep. She was a perfect 4-of-4 from the line in that game and made a solid 70.6 percent of her free throws on the season (12-of-17). Played a key role in Colorado's 59-41 win over Kansas (1/22) scoring eight points on 3-of-6 from the field with a

CAREER STATISTICS

Year	GP	GS	Min	Avg	FG	FGA	Pct	3FG	FGA	Pct	FT	FTA	Pct	Off	Def	Tot	Avg	PF	FO	A	TO	B	S	Pts	Avg
2007-08	21	0	199	9.5	10	33	.303	4	21	.190	12	17	.706	3	14	17	0.8	13	0	9	10	0	7	36	1.7
2008-09	27	15	514	19.0	19	67	.284	9	35	.257	10	16	.625	4	22	26	1.0	31	1	35	32	0	11	57	2.1
2009-10	10	0	26	2.6	0	1	.000	0	1	.000	0	0	.000	0	2	2	0.2	32	0	2	3	0	0	0	0.0
Totals	58	15	739	12.7	29	101	.287	13	57	.228	22	33	.667	7	38	45	0.8	46	1	46	45	0	18	93	1.6

2010-11 BUFFALOES



personal best three rebounds and two assists. She also had three rebounds and two assists at Colorado State (12/1).

High School: Blythe is a 2007 graduate of St. Ignatius College Preparatory School in San Francisco where she was a four-year letterwinner for the Wildcats averaging 10 points, eight assists and two rebounds per game. She missed most of her senior season with an injury, but had an outstanding prep career. She was a two-time *Street & Smith* All-American and a two-time All-West Catholic Athletic League second team selection. In 2006, she was named to the *Cal-Hi Sports* Junior All-State second team. She helped the Wildcats claim back-to-back CIF Central Coast Section Division III titles. The 2006 squad finished 26-8 overall advancing to the CIF Division III State semifinals while to 2005 team was 21-10, reaching the state quarterfinals. Rated as the 94th overall player and 23rd best point guard by the 2006 *All-Star Girls Report*, Blythe was an adidas Top Ten Camp Underclass All-Star in 2004.

Academics: Blythe is an international affairs major at Colorado. She is a member of the Big 12 honor roll.

Personal: Britney Marguerite Blythe was born on April 28, 1989, in San Francisco. She is the daughter of Donovan and Marguerite Blythe. Her father played basketball at the University of Wisconsin-Parkside. Blythe aspires to be a business woman. She enjoys drawing, playing basketball, singing and dancing with her friends. She is fluent in Spanish.



GETTING TO KNOW BRITNEY

My favorite thing about Colorado Basketball is: My teammates

The best moment from your 2009-10 season: Winning at K-State and celebrating in the locker room.

My dream job is: International Businesswoman

Favorite thing to do in Boulder: Eat Glacier Ice Cream

If you could pick one reality TV show to be on what would it be and why?: Jersey Shore. It's just really funny.

One word to describe me off the court is: Silly

My pregame rituals are: Eat, sleep, talk to my parents, pray and listen to music.

One thing people don't know about me is: I'm afraid of clowns.

"Must See" TV for me is: The Game

Most memorable moment at Coors Events Center: Walking into the gym half asleep and unexpectedly having Lisa Leslie walk past me.

The three things I cannot live without are: Ice Cream, California and my parents

My goofy superstition is: Black cats are dangerous.

Best talent not related to basketball: Laughing

Sport that I would like to try other than basketball: Tennis

When I'm not playing basketball I'm most likely: Sleeping or studying

Favorite story about a teammate or yourself with your teammates: Running on the treadmill with Brittany Spears and her purposely flying off.

Favorite Boulder restaurant: Carelli's

Favorite musician: Bob Marley

Favorite candy or snack: Twix

A dream vacation for me is: St. Lucia

Favorite movie: Next Friday

If I could meet any famous person it would be: Kobe

And I would ask that person: Will you marry me?

One thing I want to accomplish in my life would be: Visit every country in the world

Most memorable moment in sports: M.Js dunk from the free-throw line with his tongue out.

A perfect day for me is when: The sun is out and it's summertime.

Favorite basketball road trip: Hawaii

Who would play yourself in a movie, and who would co-star as one of your teammates: Beyonce is diva enough to play me and my co-star would be Shae Kelley.

Hobbies: Writing poetry, listening to music, singing in the shower

My plans after graduation are: Travel abroad


My favorite class at CU: Economic Development

My heroes are: My mom and dad

Advice to young athletes: Always believe that you can do anything. Because if you believe it, then you can achieve it.



2010-11 BUFFALOES



Chelsea Dale

#21

6-1 • Senior • Guard/Forward • Palos Verdes Estates, Calif. (Palos Verdes)

Chelsea Dale is a pure shooter who has great range. She also has a knack for taking care of other players on the floor. Dale will be looking to finish her career with a bang. She has played sparingly her first three seasons, but with the Buffaloes losing three outside threats from a year ago, she will be looked on to step up and provide scoring from the outside and to also play strong defense on the other side of the court.

2009-10 (Junior): Played in 23 of 30 games, doubling virtually every personal statistic from her first two seasons combined. Logged 29 points, 18 rebounds and three assists and recorded her first career blocked shot at No. 13 (AP & WBCA) Iowa State. She made 50 percent of her field-goal attempts on the season (10-of-20) and 60 percent from 3-point range (6-of-10). Dale had never made more than one field goal in a game during her CU career until hitting 4-of-4 against Grambling State (12/30), including two from 3-point range as she logged a personal-best 11 points. She had another 2-of-2 performance from downtown against No. 14 (AP)/19 (WBCA) Texas (2/10), which also gave her a Big 12 Conference personal best six points. She scored five points against No. 12/15 Texas A&M, tying a career high with 15 minutes played.

2008-09 (Sophomore): Contributed the majority of her minutes during the last quarter of the season playing in seven of the final eight games. She missed the first seven games of the season recovering from a September surgery to stabilize the ligaments in her right ankle. Dale, who played in a total of 11 games, saw her most extended time by playing a career-high 14 minutes at No. 12 (AP)/8 (WBCA) Texas A&M (2/14), pulling down a personal-best three rebounds. She scored her lone field goal of the season with a scooping layup as she drove through the lane against Missouri (2/28).

2007-08 (Freshman): Saw action in 12 games as a true freshman, totaling 12 points, two rebounds and one assist on the season. Made her collegiate debut in the season-opening win at San Francisco (11/16) and scored her first collegiate points with a 3-point field goal against Texas Southern (12/14). In fact, she made both 3-point field goals she attempted as a freshman, also drilling a long-range jumper against Southern Utah (12/28). She also made both free throw shots she attempted this season, hitting both in the Postseason WNIT semifinal against Marquette (4/2).



CAREER HIGHS

Points

11 vs. Grambling State (12/30/09)

Rebounds

3 three times (last vs. Grambling St, 2/30/09)

Field Goals

4 vs. Grambling State (12/30/09)

FG Attempts

4 vs. Grambling State (12/30/09)

3PT Field Goals

2 vs. Texas (2/10/10), vs. Grambling State (12/30/09)

3PT FG Attempts

2 vs. Texas (2/10/10), vs. Grambling State (12/30/09)

Free Throws

2 vs. San Jose State (12/22/09), vs. Marquette (4/2/08)

FT Attempts

2 three times (last at Nebraska, 2/20/10)

Assists

1 four times (last vs. Grambling State, 12/30/09)

Steals

1 at OU (2/13/10), vs. S. Utah (12/28/07)

Blocks

1 at Iowa State (3/6/10)

Minutes

15 vs. Texas A&M (2/27/10), vs. Grambling State (12/30/09)

CAREER STATISTICS

Year	GP	GS	Min	Avg	FG	FGA	Pct	3FG	FGA	Pct	FT	FTA	Pct	Off	Def	Tot	Avg	PF	FO	A	TO	B	S	Pts	Avg
2007-08	12	0	34	2.8	4	9	.444	2	2	1.000	2	2	1.000	1	1	2	0.2	2	0	1	2	0	1	12	1.0
2008-09	11	0	35	3.2	1	6	.167	0	1	.000	0	0	.000	1	2	3	0.3	3	0	1	1	0	0	2	0.2
2009-10	23	0	120	5.2	10	20	.500	6	10	.600	3	6	.500	3	15	18	0.8	10	0	3	8	1	1	29	1.3
Totals	46	0	189	4.1	15	35	.429	8	13	.615	5	8	.625	5	18	23	0.5	15	0	5	11	1	2	43	0.9

2010-11 BUFFALOES



High School: Dale is a 2007 graduate of Palos Verdes High School where she graduated as the school's all-time leader in points and 3-pointers. She was an All-Bay League first team selection as a senior and the Pioneer League MVP and leading scorer as a junior. She is a two-time All-CIF Southern Section first team selection and a two-time *Daily Breeze* All-Area first team member. While topping the Pioneer League in scoring as a junior at 11.9 points per game, she led the Sea Kings to an undefeated conference season (10-0) and a 24-6 overall record. She was second in the Pioneer League in 3-point field goals (45) and averaged 5.6 rebounds and 1.4 assists per game as Palos Verdes reached the Division IIIA CIF Southern Section semifinals. Dale was a *Cal-Hi Sports* Junior All-State second team pick. She averaged 8.4 points and 3.5 rebounds per game as a sophomore, helping the Sea Kings to a 20-9 mark, advancing to the second round of the CIF SS playoffs. She was ranked as the 26th best wing by *All-Star Girls Report* and the 94th overall player in the nation by *Blue Star Basketball*. Dale lettered three times in golf and lacrosse.

Academics: Dale is a double major in humanities and education and emphasizing in English and communications. In high school, she was a member of the National Society of High School Scholars and a two-time member of the CIF Southern Section All-Academic Team Champion.

Personal: Chelsea Leigh Dale was born on April 23, 1989, in Mission Viejo, Calif. She is the daughter of Christopher and Jeri Dale and has one younger sister, Mackenzie, who is a freshman at CU, and one younger brother, Brock. She is the co-president of CU's Student-Athlete Advisory Committee.



GETTING TO KNOW CHELSEA

My favorite thing about Colorado Basketball is: Our pride, and our legacy.

Favorite quote: "If you have 13 minutes of free time, that is the perfect time to get a nap in."

The best moment from your 2009-10 season: Going to the Mall of America with Hannah Skildum in Minnesota.

My dream job is: Being a sideline commentator or broadcaster for FSN or ESPN.

Favorite thing to do in Boulder: Walk around 29th Street Mall or Pearl Street.

If you could pick one reality TV show to be on what would it be and why?: Real World: Los Angeles. Why? I am from LA and my life is REALITY, and I would have any viewers cracking up because I am so goofy.

One word to describe me off the court is: Energetic

My pregame rituals are: Listen to my favorite songs, usually on a playlist titled "Pregame." Do my hair, THEN makeup. Right before I go out to the floor, I pray.

One thing people don't know about me is: I sing in the shower, and I actually think I am amazing.

"Must See" TV for me is: Food Network

Most memorable moment at Coors Events Center: First time I stepped out on the floor in my jersey and the fans were screaming my name.

The three things I cannot live without are: Cell phone, Food, Family

My goofy superstition is: I don't have a goofy one, except I listen to my favorite song at the time on replay.

Sport that I would like to try other than basketball: Volleyball and Soccer

When I'm not playing basketball I'm most likely: Laying down/Studying

Best talent not related to basketball: Dancing

Favorite story about a teammate or yourself with your teammates: Every time I hang out with my team something funny happens. I have never laughed so hard in my life with these girls. They truly are my sisters.

Favorite Boulder restaurant: Panera, and BJ's

Favorite musician: Lil Wayne

Favorite candy or snack: Hummus

Last book I read: The Shack

A dream vacation for me is: Greece

Favorite movie: Step Brothers

If I could meet any famous person it would be: Mia Hamm

And I would ask that person: Can you please teach me your ways?

Most memorable moment in sports: Coaching my 8th grade team to their first championship, in our FIRST tournament! I felt like a mother.

One thing I want to accomplish in my life would be: Travel around the world, and end up in Rome.

A perfect day for me is when: The sun is out and I have nothing to do.

Favorite basketball road trip: When we went to Hawaii.

Who would play yourself in a movie, and who would co-star as one of your teammates?: For for myself: Julia Roberts, Sandra Bullock, or Natalie Portman. Britney Blythe would be Jada Pinkett-Smith.

Hobbies: I have a newly found interest in coaching. So I want to pursue that some more. I love sitting around watching TV after a long workout and make a delicious meal. "If you have 13 minutes of free time, that is the perfect time to get a nap in." -I live by that!

My favorite class at CU: Acting for non-majors

My plans after graduation are: Coach and Teach

My hero is: My Dad

Advice to young athletes: Keep working hard at anything you do. It will pay off, but make sure you are having a good time with it and making it worth your time as well. Just always try and find the positives in it all!



2010-11 BUFFALOES



Julie Seabrook

#15

6-3 • Junior • Forward • North Vancouver, B.C. (St. Mary's/NEDA)

Julie Seabrook is touted for her energy and has good chemistry with her teammates. She has a good knack for the ball. She possesses good post moves off the block, but can also shoot from 10-15 feet away from the basket. Combined with her experience with the Canadian Junior National Team, playing against some of the best young players in the world, Seabrook looks to challenge for a prominent role in the Buffaloes' rotation.

2009-10 (Sophomore): Saw action in all but three contests, averaging just under one point and two rebounds per game. She got the starting nod in the season opener against UC Irvine (11/15) and came off the bench for the final 26 games she played in. Scored a Big 12 Conference personal best six points at Kansas (1/27) while grabbing four rebounds in 15 minutes. She had a team-best seven rebounds in the win over Southern Utah (12/19), the second-best single-game total of her career. Seabrook logged two or more rebounds in 13 games, 11 of those coming in the final 19 contests. Made 52 percent of her field-goal attempts (11-of-21) while also recording five assists, two steals and one blocked shot.

2008-09 (Freshman): Played in 24 games and averaged 1.8 points and 2.6 rebounds as a first year Buffalo. She hit 48 percent from the field, connecting on 14 of 29 field goal attempts. Seabrook made her collegiate debut in the season-opening win over UCF (11/16), scoring five points and grabbing four rebounds in 16 minutes. Had a strong night against Idaho State (12/30), logging her first career double-double with 12 points and 13 rebounds. Her 12 points off the bench against the Bengals were the most by a CU player this season. Eight of her 13 rebounds came on



the offensive end, the most by a Buffalo since Jackie McFarland also had eight against Oklahoma in 2007. She ranked fifth in field-goal percentage and ninth in rebounding among freshman in the Big 12.

Canada Junior National Team: Seabrook helped the Canadian Junior National Team to a fourth place finish at the 2009 FIBA U19 World Championship for Women in Thailand, the country's best championship finish in that age group. She also helped Canada qualify for the 2009 Worlds, with a second place finish at the 2008 FIBA Americas U18 Championship for Women in Buenos Aires, Argentina. In 2007 she participated with Team Canada at the 2007 FIBA U19 World Championships Slovakia. She saw action in six of eight games, scoring a

CAREER HIGHS

Points

12 vs. Idaho State (12/30/08)

Rebounds

13 vs. Idaho State (12/30/08)

Field Goals

4 vs. Colorado State (11/19/08)

FG Attempts

5 at Oklahoma State (1/14/09),
vs. Colorado State (11/19/08)

Free Throws

6 vs. Idaho State (12/30/08)

FT Attempts

8 vs. Idaho State (12/30/08)

Assists

2 vs. Colorado State (11/19/08)

Blocks

1 five times (last vs. Kansas,
2/16/10)

Steals

1 five times (last at Kansas,
1/27/10)

Minutes

27 vs. Idaho State (12/30/08)

CAREER STATISTICS

Year	GP	GS	Min	Avg	FG	FGA	Pct	3FG	FGA	Pct	FT	FTA	Pct	Off	Def	Tot	Avg	PF	FO	A	TO	B	S	Pts	Avg
2008-09	24	0	245	10.2	14	29	.483	0	0	.000	16	22	.727	26	37	63	2.6	28	0	6	18	4	3	44	1.8
2009-10	27	1	170	6.3	11	21	.524	0	0	.000	3	5	.600	22	29	51	1.9	27	0	5	19	1	2	25	0.9
Totals	51	1	415	8.1	25	50	.500	0	0	.000	19	27	.704	48	66	114	2.2	55	0	11	37	5	5	69	1.4

2010-11 BUFFALOES



high of five points in a win over Brazil, as Canada placed ninth with a record of 3-5.

High School: Seabrook is a 2008 graduate of St. Mary's Catholic School in Hamilton, Ont. A native of North Vancouver, B.C., Seabrook spent her senior season playing with Canada Basketball's National Elite Development Academy (NEDA), a national training center program in Hamilton. Prior to joining the NEDA program, she played for St. Mary's High School in North Vancouver where she was the Provincial MVP in 2006 and the Lower Mainlands MVP in 2007. She is a three-year member of the British Columbia Provincial team, highlighted by a gold-medal performance at the 2006 U17 National Championships. Her Provincial team took silver in 2005 at the U15 Canadian Nationals.

Academics: Julie Seabrook is a business major, accepted to the Leeds School of Business in the spring of 2010. Named to the 2010 Academic All-Big 12 Women's Basketball First Team. She hopes to work in marketing or finance after playing professional basketball. Seabrook is currently the Community Service Chair of CU's Student-Athlete Advisory Committee.

Personal: Julie Seabrook, nickname Jay or Julz, was born June 17, 1990 in Vancouver, B.C. She is the daughter of David and Catherine Seabrook. She is the oldest of three siblings with a younger sister, Lauren (18) and a younger brother, Daniel (16). Seabrook was very involved off the court as a member of the choir. She also was on the honor roll. While being a Canada native, she does speak some French. Seabrook used to model and be in musicals. She lists the biggest moment of her career as beating Australia and placing fourth at the 2009 U19 World Championships.



GETTING TO KNOW JULIE

My favorite thing about Colorado Basketball is: Defending our home court and the CU traditions.

Favorite quote: "If at first you don't succeed try and try again."
"Go hard or go home" "Perfect practice, makes better"

The best moment from your 2009-10 season: Beating K-State at K-State or beating Missouri in overtime at Missouri

My dream job is: Play basketball in Europe, own a clothing boutique, anything to do with traveling, be a sports broadcaster (I still do not know what I want to do when I graduate).

Favorite thing to do in Boulder: Hiking and walking around Pearl Street

If you could pick one reality TV show to be on what would it be and why?: America's Next Top Model. It would be really fun to get a makeover and do the fun photo shoots.

One word to describe me off the court is: Spontaneous

My pregame rituals are: Take a nap and tie my shoe laces in three knots.

One thing people don't know about me is: I love hockey! I've been chased by a bear.

"Must See" TV for me is: Gossip Girl and Glee

Most memorable moment at Coors Events Center: When I went to my first basketball game there on my visit. Love at first sight.

The three things I cannot live without are: Music, friends/family and basketball

My goofy superstition is: Knock on wood?

Sport that I would like to try other than basketball: Volleyball

Best talent not related to basketball: Singing

When I'm not playing basketball I'm most likely: Studying, sleeping, hanging out with friends

Favorite story about a teammate or yourself with your teammates: Melissa MacFarlane called the non-emergency police because she had a flood in her kitchen. She thought it was the non-emergency maintenance number!

Favorite Boulder restaurant: Japango

Favorite musician: Phoenix

Favorite candy or snack: Popcorn and skittles

Last book I read: The Boy Next Door by Meg Cabot

A dream vacation for me is: Greece or India

Favorite movie: Slumdog Millionaire

If I could meet any famous person it would be: Robert Pattinson

And I would ask that person: Will you marry me?

A perfect day for me is when: It is spent at my cabin out on the ocean in a boat

Most memorable moment in sports: Beating Australia at the U19 Worlds in Thailand to go to the semi-finals.

One thing I want to accomplish in my life would be: Play basketball for the Canada Senior Women's Team.

Favorite basketball road trip: Big 12's last year!

Who would play yourself in a movie, and who would co-star as one of your teammates?: Me: Diana Kruger because people tell me I look like her Brenna: Jennifer Connelly because I told Brenna she looked like her.

Hobbies: Hiking, camping, singing, SHOPPING, playing guitar hero

My plans after graduation are: Play basketball in Europe

My favorite class at CU: Right now, probably international marketing because it is very interesting.

My hero is: My brother, Daniel

Advice to young athletes: Have fun!! If what you are going is not fun for you then it is not worth doing it!



2010-11 BUFFALOES



Chucky Jeffery #23

5-10 • Sophomore • Guard • Colorado Springs, Colo. (Sierra)

Chucky Jeffery had a solid first year in a Colorado uniform and will be looked upon to increase her role as a floor leader. She is a versatile and skilled guard who has a great understanding of the game. She has the mental toughness and physical tools to become one of the elite guards in the Big 12 Conference.

2009-10 (Freshman): Averaged 9.3 points, 5.2 rebounds, 3.3 assists and 2.0 steals as a first-year Buffalo. One of Colorado's better all-around players in 2009-10, she led the Buffaloes in assists, ranked second in rebounding and steals and third in scoring. Her numbers stayed even throughout the year as she averaged 9.3 points, 4.8 rebounds and 3.4 assists during Big 12 games. Jeffery's two steals an outing tied for fourth in the Big 12 and also matched the best among league freshmen. She was also 10th in overall assists on the league charts and ranked 13th in assist-to-turnover ratio (0.8). Among freshmen in the Big 12, she ranked fourth in assists and fifth in scoring. Jeffery earned Big 12 Freshman of the Week honors on Jan. 11 after averaging 15.5 points, 7.5 rebounds, 6.5 assists and 5.0 steals in wins over Yale (1/4) and Missouri (1/9). She dished out a team season-high nine assists against Yale and also recorded one of her three personal-best 19-point performances, hitting all seven shot attempts from the field. She was named to the Omni Hotels Classic All-Tournament team as she averaged 12.5 points, 5.5 rebounds, 3.0 assists, 2.5 steals and shot 61 percent (11-of-16) in the two game set. She scored 14 points in the championship game of the Omni Hotels Classic against Harvard, including the decisive basket on a driving layup with five seconds remaining in the contest. She came off the bench in her collegiate debut, but started in the final 28 games she played in, missing only one contest (Grambling State, 12/30) with a sprained ankle. Logged her first career double-double against No. 6 (AP)/4 (WBCA) Nebraska (1/30) with 14 points and a career-best 11 rebounds.



High School: Chucky Jeffery is a 2009 graduate of Sierra High School. Jeffery averaged 22.1 points, 12.9 rebounds, 4.9 steals, 4.6 assists and 3.0 blocks as a senior

leading the Stallions to a 22-3 record and their third consecutive Colorado Springs Metro League title and Class 4A State quarterfinal appearance. She was named to the *Denver Post* Class 4A All-State first team and repeated as the *Colorado Springs Gazette* Big Schools Player of the Year. As a junior, she averaged 19.2 points, 11.5 rebounds, 4.6 steals, 3.8 assists and 1.8 blocks leading Sierra to a 22-4 mark. She was a *Rocky Mountain News* and *Denver Post* Class 4A All-State second team

CAREER HIGHS

Points

19 three times (last vs. Kansas, 2/16/10)

Rebounds

11 vs. Nebraska (1/30/10)

Field Goals

8 vs. Kansas (2/16/10) vs. Seton Hall (12/6/09)

FG Attempts

12 vs. Kansas (2/16/10), vs. Seton Hall (12/6/09)

3PT Field Goals

2 vs. Iowa State (1/16/10), vs. Seton Hall (12/6/09)

3PT FG Attempts

3 four times (last at Iowa State, 3/6/10)

Free Throws

6 vs. Kansas State (3/3/10)

FT Attempts

7 vs. Nebraska (1/30/10)

Assists

9 vs. Yale (1/4/10)

Blocks

2 vs. Yale (1/4/10), vs. Southern Utah (12/19/09)

Steals

5 four times (last at Baylor, 2/6/10)

Minutes

40 at Kansas State (1/20/10)

CAREER STATISTICS

Year	GP	GS	Min	Avg	FG	FGA	Pct	3FG	FGA	Pct	FT	FTA	Pct	Off	Def	Tot	Avg	PF	FO	A	TO	B	S	Pts	Avg
2009-10	29	28	891	30.7	97	213	.455	7	34	.206	70	93	.753	39	111	150	5.2	65	3	97	115	18	58	271	9.3

2010-11 BUFFALOES



selection as a junior. Jeffery holds all 14 individual basketball season and career records at Sierra, setting the marks her junior year and then resetting the season marks as a senior. She had 18 double-doubles as a junior and even added one triple double logging 20 points, 10 rebounds and 12 steals in a game against Lincoln High School. Jeffery played in "The Show," in March 2009, Colorado's annual high school all-star game. She played club basketball with the Boulder Rockies in 2007-08. Jeffery also earned two letters in track & field, running the 100 meter dash and hurdles and the 4x100 meter relay. Her favorite high school moments were hitting a game winning shot at Pine Creek her freshman season and her first triple double her sophomore year as she went for 30 points, 10 rebounds and 10 steals against Pueblo South.

Academics: Jeffery is an open option major at Colorado. She is interested in sociology and art.

Personal: Janeesa "Chucky" Jeffery was born May 8, 1991 in Colorado Springs. She is the daughter of Alana Riley and Alfred Jeffrey, Jr. She has two older sisters, Allesha Clayton (22) and Ta'meesha Jeffery (21) and one younger sister, Faleesa (17). Allesha was a star point guard in high school and Ta'meesha competed in track & field and cheerleading. Faleesa is a senior in high school participating in basketball, track sprints (200 meters, relays) and long jump. She is a cousin of former Colorado football player Phil Jackson (2000-03). Chucky enjoys rap, drawing and shopping. She would like to play in the WNBA or overseas after college. Chucky played youth football for eight years in Colorado Springs, rising from rookie to heavyweight levels.



GETTING TO KNOW CHUCKY

My favorite thing about Colorado Basketball is: Being with and playing with my teammates.

Favorite quote: Impossible is nothing.

The best moment from your 2009-10 season: Getting Big 12 Freshman of the Week.

My dream job is: To be a professional basketball player.

If you could pick one reality TV show to be on what would it be and why?: The Real World/Road Rules Challenge, because I'd win the money!

One word to describe me off the court is: Humorous

My pregame rituals are: Talk to my mom, listen to music and nap.

One thing people don't know about me is: I'm a really good drawer

"Must See" TV for me is: First 48

Most memorable moment at Coors Events Center: Making the game-winning shot in our Omni Classic tournament as a freshman.

The three things I cannot live without are: Family (mommy), basketball, my phone

Best talent not related to basketball: Rapping

Sport that I would like to try other than basketball: Football

When I'm not playing basketball I'm most likely: Eating or sleeping

Favorite Boulder restaurant: Benihana's

Favorite candy or snack: Purple skittles

A dream vacation for me is: Fiji

Favorite movie: Love and Basketball

If I could meet any famous person it would be: Candace Parker or Michael Jordan

Who would play yourself in a movie, and who would co-star as one of your teammates?: Mike Epps would play me and Smokey would play Shae Kelley from Friday & Next Friday

My hero is: My mother Alana Riley



2010-11 BUFFALOES



Melissa MacFarlane #55

6-7 • Sophomore • Center • Omaha, Neb. (Millard North)

Melissa MacFarlane, standing at 6-7 is the tallest player in CU women's basketball history and the type of low-post player CU needs to compete in the Big 12. She provides the Buffaloes a great presence in the lane and has been working on her footwork and offensive post moves.

2009-10 (Freshman): Played in 18 games as a first-year Buffalo, seeing most of that time during the Big 12 season which featured some of the nation's best post players. She had four points, hitting 2-of-3 from the field, and a career-high three rebounds in a personal best 22 minutes against No. 14 (AP)/19 (WBCA) Texas. Netted a total 13 points on the season, scoring seven from the line (on 10 attempts). Scored a career-best five points against Southern Utah, all from the free-throw line, hitting on 5-of-6 attempts. She made her collegiate debut by playing five minutes against Illinois-Chicago (11/20), recording three rebounds, one blocked shot and hitting 1-of-2 free throws.

High School: Melissa MacFarlane is a 2009 graduate of Millard North High School. She was a first team all-conference and second team all-state selection as she helped the Mustangs to a second consecutive Nebraska Class A State Tournament appearance. As a junior she averaged 10.9 points and 7.4 rebounds as a junior for the Mustangs who finished 21-5 and placed third in the 2008 state tournament, the team's first appearance since 2001. McFarlane earned *Associated Press* Class A All-State second team



CAREER HIGHS

Points

5 vs. Southern Utah (12/19/09)

Rebounds

3 vs. Texas (2/10/10), vs. Illinois-Chicago (11/20/09)

Field Goals

2 vs. Texas (2/10/10)

FG Attempts

3 vs. Texas (2/10/10)

Free Throws

5 vs. Southern Utah (12/19/09)

FT Attempts

6 vs. Southern Utah (12/19/09)

Blocks

2 vs. San Jose State (12/22/09)

Steals

1 vs. Grambling State (12/30/09)

Minutes

22 vs. Texas (2/10/10)

honors and was an honorable mention pick to the *Omaha World Herald's* all-state team. The *All-Star Girls Report* rates her as the 20th best center in the country and the 70th best player overall. MacFarlane earned honorable mention to *The Sporting News' 2008-09* Preseason High School All-America team. She graduated as Millard North's all-time leading rebounder and holds the third best scoring total in team history. Her freshman season she recorded the school's first ever triple double. In the summer of 2008 she played with the Blue Star Select Team, traveling to Reze, France, playing on the same team with current teammates Brenna and Meagan Malcolm-Peck.

Academics: MacFarlane is an open option major, interested in geology. She would like to be a teacher and college coach.

Personal: Melissa Marie MacFarlane was born on August 5, 1991, in Omaha. She is the daughter of David and Mary Ann MacFarlane. She has an older brother, Andy (20),

CAREER STATISTICS

Year	GP	GS	Min	Avg	FG	FGA	Pct	3FG	FGA	Pct	FT	FTA	Pct	Off	Def	Tot	Avg	PF	FO	A	TO	B	S	Pts	Avg
2009-10	18	0	102	5.7	3	12	.250	0	0	.000	7	10	.700	6	13	19	1.1	13	1	0	9	5	1	13	0.7

2010-11 BUFFALOES

who is a junior in college and a younger sister, Patty (18) who is a freshman in college. Her father David, a 7-footer, played basketball for Nebraska from 1979-81. MacFarlane participated in gymnastics for four years as a youth and can still do a handstand and a front flip. She is a good dancer and she enjoys hanging out with friends.

**GETTING TO KNOW MELISSA**

Favorite quote: "For everything you have missed, you have gained something else, and for everything you gain, you lose something else." - Ralph Waldo Emerson

The best moment from your 2009-10 season: Beating Kansas State.

My dream job is: I just want to be extremely successful in whatever I do.

Favorite thing to do in Boulder: Hang out with friends, going to movies, going on hikes, pretty much everything.

If you could pick one reality TV show to be on what would it be and why?: Extreme Makeover: Home Edition. The feeling of helping someone that is need would make me feel so accomplished

One word to describe me off the court is: "Out-there"

My pregame rituals are: Listening to music to get me pumped up

One thing people don't know about me is: I can do a handstand

"Must See" TV for me is: Jersey Shore and House

Most memorable moment at Coors Events Center: When I walked on the court the first time wearing my Colorado jersey.

The three things I cannot live without are: Phone, T.V., Family

My goofy superstition is: Knocking on wood

Sport that I would like to try other than basketball: Volleyball

When I'm not playing basketball I'm most likely: Sleeping

Favorite story about a teammate or yourself with your teammates: When Julie and I scared people last year with our iFlips at the Big 12 Tournament.

Favorite Boulder restaurant: Cheesecake Factory

Favorite musician: Theory of a Deadman

Last book I read: Commencement

Favorite candy or snack: Wild Berry Skittles

A dream vacation for me is: Going to Fiji

Favorite movie: Step Brothers

If I could meet any famous person it would be: Lady Gaga

And I would ask that person: Why are you so weird?

A perfect day for me is when: I can sleep in

Most memorable moment in sports: Winning third place at the state tournament my junior year of high school

One thing I want to accomplish in my life would be: Make a huge difference in someone's life

Favorite basketball road trip: Big 12 Championship last year.

Who would play yourself in a movie, and who would co-star as one of your teammates?: Myself as Sandra Bullock, and Rachel Hargis as Nicole Kidman, like in the movie Practical Magic.

Hobbies: Hanging out with friends, spending time with my family, and traveling

My plans after graduation are: Get a job and hopefully get a coaching job as well

My favorite class at CU: Intro to Geology

My hero is: My dad

Advice to young athletes: Keep going, it's worth it!



2010-11 BUFFALOES



Brenna Malcolm-Peck #24

6-2 • Sophomore • Guard/Forward • Boulder, Colo. (Horizon)

Brenna Malcolm-Peck has a great work ethic and pushes herself and her teammates to be their best. She is looking to bounce back from injuries that limited her development as a freshman. She has the ability to hit the outside shot while also crashing the boards.

2009-10 (Freshman): Played in 14 games as a true freshman, mostly during non conference play. Malcolm-Peck scored 16 points on the season with six rebounds and five assists. She recorded personal bests with six points on 2-of-3 from 3-point range and two assists in the win over Grambling State (12/30). She had four points, including her first career 3-pointer in the win over Denver (12/2). Malcolm-Peck made her collegiate debut against Illinois-Chicago, recording a rebound and an assist.

High School: Malcolm-Peck was home schooled, graduating in May 2009. She had a very successful four-year high school athletic career playing basketball for Horizon High School in Thornton as a junior and senior and ThunderRidge High School in Highlands Ranch as a freshman and sophomore. As a senior she averaged 15 points and four rebounds helping Horizon to a 25-2 record and a spot in the Colorado Class 5A State semifinals. Malcolm-Peck shot 47 percent from the field and 82 percent from the line for the Hawks as she earned honorable mention to the *Denver Post* Class 5A All-State team. Playing alongside her twin sister and CU teammate Meagan Malcolm-Peck, the Hawks were the No. 1 ranked team in Colorado's largest classification for most of 2009 winning the Front Range League



title and the Black Division crown at the Nike Tournament of Champions in Phoenix. Malcolm-Peck was a Street & Smith honorable mention All-American, All-Front Range League, ESPN All-Area All-Colorado first team and was a Denver Nuggets All-Star playing in "The Show" with her sister and classmate Chucky Jeffery. Malcolm-Peck averaged 12 points and 4.5 rebounds as a junior helping the Hawks to a 17-7 record, the Front Range League title and the Class 5A "Sweet 16." As a sophomore she missed the first half of the season but bounced back to average 8.0 points and 2.4 rebounds to help ThunderRidge to an 18-8 mark and an Elite Eight appearance. As a freshman she averaged 5.5 points and 1.7 rebounds as ThunderRidge was 21-4 and

CAREER HIGHS

Points

6 vs. Grambling State (12/30/09)

Rebounds

2 vs. San Jose State (12/22/09)

Field Goals

2 vs. Grambling State (12/30/09)

FG Attempts

3 vs. Grambling State (12/30/09), vs. Southern Utah (12/19/09)

3PT Field Goals

2 vs. Grambling State (12/30/09)

3PT FG Attempts

3 vs. Grambling State (12/30/09)

Free Throws

2 vs. Southern Utah (12/19/09)

FT Attempts

2 vs. Southern Utah (12/19/09), vs. Denver (12/2/09)

Assists

2 vs. Grambling State (12/30/09)

Blocks

1 vs. Denver (12/2/09)

Minutes

13 vs. Grambling State (12/30/09), vs. San Jose State (12/22/09)

CAREER STATISTICS

Year	GP	GS	Min	Avg	FG	FGA	Pct	3FG	FGA	Pct	FT	FTA	Pct	Off	Def	Tot	Avg	PF	FO	A	TO	B	S	Pts	Avg
2009-10	14	0	68	4.9	5	14	.357	3	10	.300	3	4	.750	3	3	6	0.4	2	0	5	5	1	0	16	1.1

2010-11 BUFFALOES



advanced to the Class 5A semis. Brenna is rated as the 24th best forward in America and 97th overall by *ESPN Hoopgurlz* and the 122nd overall player according to the *All-Star Girls Report*. She played on numerous championship teams with her Colorado Elite Club Team which she participated in from eighth through 12th grade. In the summer of 2008 she played with the Blue Star Select Team, traveling to Reze, France, with her sister and classmate Melissa MacFarlane. She also participated in the Nike All-American camp.

Academics: Malcolm-Peck plans to major in business at Colorado. She is a team representative to CU's Student-Athlete Advisory Committee. She was a member of the Front Range League All-Academic team in High School.

Personal: Brenna Malcolm-Peck was born on October 8, 1990 in Boulder 27 minutes before her twin sister Meagan. She also has a second younger sister, Jacqueline (16), who is a sophomore in high school. She is the daughter of Kirk Peck and Melissa Malcolm-Peck. She lists the biggest moment of her high school career as beating Regis her senior year and making it to the state final four. Brenna enjoys traveling, horseback riding and anything adventurous or outdoors. She plays the piano and likes to write songs.



GETTING TO KNOW BRENNA

My favorite thing about Colorado Basketball is: My teammates and being close to home.

Favorite quote: Do what makes you happy. Be with someone who makes you smile. Laugh as much as you can breathe, and love as long as you live.

The best moment from your 2009-10 season: Beating Kansas State on the road

My dream job is: Anything where you can travel to exciting places, being a singer, or teaching basketball

Favorite thing to do in Boulder: Walk around Pearl Street and getting ice cream or going to the movies

If you could pick one reality TV show to be on what would it be?: The Amazing Race

One word to describe me off the court is: Fun loving

My pregame rituals are: Taking a shower, eating, and saying a prayer

One thing people don't know about me is: I play the piano

"Must See" TV for me is: Friends

Most memorable moment at Coors Events Center: Running suicides.

The three things I cannot live without are: Family, friends, and desserts

My goofy superstition is: I change my sock colors depending on what I played well in the game before.

When I'm not playing basketball I'm most likely: Hanging out with friends or family.

Sport that I would like to try other than basketball: Snowboarding

Best talent not related to basketball: Music

Favorite story about a teammate or yourself with your teammates: Playing Truth or Dare on the bus ride with Jules, Chelsea, and Meg.

Favorite Boulder restaurant: The Rio

Favorite musician: Tim McGraw

Last book I read: Biography of an Ex-Coloured Man for Lit class

Favorite candy or snack: Reese's

A dream vacation for me is: Tahiti

Favorite movie: PS I Love You

If I could meet any famous person it would be: Channing Tatum

And I would ask that person: Why are you so gorgeous?

Most memorable moment in sports: Playing in AAU tournaments in the summer during high school and getting 2nd place in the Junior Nationals

A perfect day for me is when: I'm with my favorite people just hanging out.

One thing I want to accomplish in my life would be: To change someone's life for the better.

Favorite basketball road trip: Trip to Minnesota

Hobbies: Doing anything outdoors or anything out of the ordinary.

My plans after graduation are: I'm really bad at planning that far into the future.

My favorite class at CU: Anything other than Philosophy

My hero is: My 'mimi' and my parents

Advice to young athletes: Follow your dreams and work hard to achieve them. Enjoy your life, time goes by fast so don't take anything for granted.



2010-11 BUFFALOES



Meagan Malcolm-Peck #14

6-2 • Sophomore • Guard/Forward • Boulder, Colo. (Horizon)

Meagan Malcolm-Peck is a versatile player that can play several positions and was asked to do just that numerous times during her freshman campaign. She has great range and can also put the ball on the floor. She is a very smart player with an excellent skill set and hopes with a year of Big 12 Conference play under her belt, she will be able to improve her game even more.

2009-10 (Freshman): Averaged 5.3 points, 3.7 rebounds, 1.1 blocked shots per game as a true freshman. She led the Buffaloes with 34 blocks on the season, the fifth-best single-season mark by a freshman in team history. Malcolm-Peck ranked third among freshmen in the Big 12 in blocks and ninth overall on the league charts. She started 26 of 30 games, playing nearly 25 minutes per contest. She had a memorable collegiate debut, grabbing a personal-best 11 rebounds against UC Irvine, six of which came on the defensive end. Her 11 boards were the third most in team history by a freshman in her CU debut and the most in 27 years. Malcolm-Peck was named Big 12 Freshman of the Week on Dec. 28 after recording 10 rebounds, four points, four steals, three assists and three blocks against San Jose State (12/22). She was a perfect 4-of-4 from the 3-point arc against Yale (1/4), just one off the school record for 3-pointers without a miss in one game. Registered a career-best 19 points against Yale. She delivered one of the clutch performances of the season at Kansas State (1/20). After making just 7-of-16 free-throw attempts to begin her collegiate career, she sank two attempts with 17 seconds remaining to give CU a four-point lead and eventually a 63-57 road win. Her road magic continued a month later at Missouri (2/23) as she hit the game-winning shot in overtime, a layup with 55 seconds remaining.



High School: Meagan Malcolm-Peck was home schooled, graduating in May 2009. She had an outstanding four-year high school athletic career playing basketball for Horizon High School in Thornton as a junior and senior and ThunderRidge High School in Highlands Ranch as a freshman and sophomore. A 2009 *Denver Post* Colorado Class 5A All-State first team selection, Malcolm-Peck averaged 18 points and 8.4 rebounds guiding Horizon

to a 25-2 record and a spot in the state semifinals. Playing alongside her twin sister and CU teammate Brenna Malcolm-Peck, the Hawks were the No. 1 ranked team in Colorado's largest classification for most of 2009 winning the Front Range League title and the Black Division crown at the Nike Tournament of Champions in Phoenix, where she was named MVP. Malcolm-Peck was a Street & Smith honorable mention All-American, All-Front Range League, All-Metro North Region Player of the Year, ESPN All-Area All-Colorado first team and was a Denver Nuggets All-Star playing in "The Show" with her sister and classmate Chucky Jeffery. Malcolm-Peck averaged 13 points and 8 rebounds as a junior helping the Hawks to a 17-7 record, the Front Range League title and the Class 5A "Sweet 16." She earned honorable mention to the *Rocky*

CAREER HIGHS

Points

19 vs. Yale (1/4/10)

Rebounds

11 vs. UC Irvine (11/15/09)

Field Goals

7 vs. Yale (1/4/10)

FG Attempts

12 at Iowa State (3/6/10)

3PT Field Goals

4 vs. Yale (1/4/10)

3PT FG Attempts

10 at Iowa State (3/6/10)

Free Throws

2 at Kansas State (1/20/10), vs. Grambling State (12/30/09)

FT Attempts

4 vs. Grambling State (12/30/09)

Assists

3 vs. San Jose State (12/22/09)

Blocked Shots

4 vs. Virginia (1/2/10)

Steals

4 vs. San Jose State (12/22/09)

Minutes

38 at Colorado State (12/11/09)

CAREER STATISTICS

Year	GP	GS	Min	Avg	FG	FGA	Pct	3FG	FGA	Pct	FT	FTA	Pct	Off	Def	Tot	Avg	PF	FO	A	TO	B	S	Pts	Avg
2009-10	30	26	742	24.7	64	162	.395	22	71	.310	10	23	.435	50	61	111	3.7	87	4	25	38	34	22	160	5.3

2010-11 BUFFALOES



Mountain News and *Denver Post* Class 5A All-State teams and was a first team All-Front Range Conference and All-Metro North Region pick. Meagan was a second team All-Continental League pick as a sophomore, leading ThunderRidge in scoring at 11 points per game helping her team to an 18-8 mark and an Elite Eight appearance. As a freshman she averaged 5 points and 1.6 rebounds as ThunderRidge was 21-4 and advanced to the Class 5A semis. Meagan is rated the 22nd best forward in the country and 95th overall by *ESPN Hoopgurlz* and 121st by the *All-Star Girls Report*. She played on numerous championship teams with her Colorado Elite Club Team which she participated in from eighth through 12th grade. In the summer of 2008 she played with the Blue Star Select Team, traveling to Reze, France, with her sister and classmate Melissa MacFarlane. She also participated in the Nike All-American camp.

Academics: Malcolm-Peck plans to major in business at Colorado and is interested in teaching and coaching kids. She was a member of the Front Range League All-Academic team.

Personal: Meagan Malcolm-Peck was born on October 8, 1990 in Boulder 27 minutes after her twin sister Brenna. She also has one younger sister, Jacqueline (16), who is a sophomore in high school. She is the daughter of Kirk Peck and Melissa Malcolm-Peck. She lists the biggest moment of her high school career as beating Regis her senior year on their home court. Meagan enjoys traveling and can play the piano.



GETTING TO KNOW MEAGAN

My favorite thing about Colorado Basketball is: My amazing teammates, coaches, and being close to home!

Favorite quote: "Life is not measured by the number of breaths you take but by the moments that take your breath away." "Excellence is the result of caring more than others think is wise; Risking more than others think is safe; Dreaming more than others think is practical; and expecting more than others think is possible."

The best moment from your 2009-10 season: Hitting the game winning shot against Missouri.

My dream job is: Coaching or starting a business with Bren.

Favorite thing to do in Boulder: Go to the movie theatre at 29th Street Mall

If you could pick one reality TV show to be on what would it be and why?: Wipeout; because it would be so awesome to do all that stuff!

One word to describe me off the court is: Loveable

My pregame rituals are: Eating, doing my hair, and praying

One thing people don't know about me is: I can juggle 3 basketballs

Most memorable moment at Coors Events Center: The first Big 12 game of the year last year against Missouri. The team played awesome and it was a lot of fun.

The three things I cannot live without are: Family, Friends, Food

My goofy superstition is: I start the game with my hair in a pony tail usually, but if I'm playing bad I put it up into a bun.

Sport that I would like to try other than basketball: Volleyball

When I'm not playing basketball I'm most likely: Doing homework or hanging out with friends or family.

Favorite story about a teammate or yourself with your teammates: Digging dandelions with Julie.

Favorite Boulder restaurant: The Med

Favorite musician: Garth Brooks

Last book I read: House Made of Dawn for school

Favorite candy or snack: Twix

A dream vacation for me is: Going to Tahiti and laying out on the beach and playing in the ocean.

Favorite movie: Sweet Home Alabama

One thing I want to accomplish in my life would be: Influence or help other people.

Most memorable moment in sports: Beating the #1 team in the state on their home floor in high school.

A perfect day for me is when: I get a good basketball workout in and get to relax and have fun the rest of the day

Favorite basketball road trip: Kansas State

Hobbies: Playing the piano

My favorite class at CU: Anything besides Political Science

My hero is: My parents

Advice to young athletes: Work hard and never take a day for granted. Life goes fast so have fun and live to the fullest!



2010-11 BUFFALOES



Shae Kelley

#1

6-0 • Freshman • Forward • Denver, Colo. (East)

Shae Kelley is an explosive player who will give CU the rebounding help it needs plus will excel in getting to the rim and running the floor in transition. Kelley hopes to continue her own personal Coors Events Center magic as her new home court is the same floor she won a state championship on.

High School: Kelley is a 2010 graduate of Denver East High School. She was the 2010 *Denver Post* Ms. Colorado Basketball Award winner and named to the All-Colorado team after guiding the Angels to their first ever girls basketball state title in 2010, won at the Coors Events Center. The 2010 Denver Prep League Player of the Year, she was a three-time All-League first team selection. She was the Colorado Class 5A State Finals MVP, as the Angels defeated Legacy High School 50-46. She averaged 13 points per game as a junior, guiding the Angels to a 16-8 record and a spot in the Colorado Class 5A State "Sweet 16." Kelley, a 2008 *Denver Post* Class 5A All-State honorable mention pick, helped the Angels to the 2009 DPL title with a perfect 8-0 mark. As a sophomore, Kelley helped East to a 21-4 record as the Angels advanced to the 2008 Class 5A "Great 8." Kelley was the lone underclassman on the All-DPL team and earned honorable mention to the *Rocky Mountain News* and *Denver Post* Class 5A All-State teams. Kelley, who ranks as the 58th best wing/small forward in the nation according to *ESPN.com's HoopGurlz*, will be just the fifth Denver Public Schools girls basketball player to suit up for the Buffaloes, and the first since Montbello's Nikki Weddle (1997-99). She also lettered in track & field, running in sprints.

Academics: Kelley is an open-option major at CU but is interested in culinary arts and ethnic studies.

Personal: Shae Kelley was born on September 29, 1991 in the Park-Hill neighborhood of Denver. She is the daughter of Lewis and Anita Kelley of Denver, and she is the youngest of three with two older brothers Dominique (26) and Isaiah (23). Kelley lists the biggest moment of her high school career was when her team won the state championship at the Coors Events Center her senior year. Kelley wants to open her own restaurant after graduation. When she's not playing basketball, she likes to write and listen to music. She also enjoys dancing and writing poetry and loves Mexican food.



GETTING TO KNOW SHAE

My favorite thing about Colorado Basketball is: My teammates, we are all really close and have a good bond together.

Favorite quote: "I am number one all others are number two or lower."~Mystery Men

The best moment from your 2009-10 season: Winning state my senior year in high school at the Coors Events Center.

My dream job is: Playing professional basketball, WNBA or overseas, and opening my own restaurant or business.

Favorite thing to do in Boulder: Mess with people.

If you could pick one reality TV show to be on what would it be and why?: Wipe Out. I feel like I would be able to win because I'm really athletic and the people on the show don't look like very good athletes.

One word to describe me off the court is: Clown

My pregame rituals are: Listen to my music, dance in the mirror and just get hyped

One thing people don't know about me is: I don't like cake.

"Must See" TV for me is: Boondocks, Everybody Hates Chris and George Lopez

Most memorable moment at Coors Events Center: Winning State my senior year.

The three things I cannot live without are: Music, Food, My family

My goofy superstition is: I don't have superstitions

Sport that I would like to try other than basketball: Football

Best talent not related to basketball: Making people smile/laugh

When I'm not playing basketball I'm most likely: Asleep or laughing at something or someone

Favorite story about a teammate or yourself with your teammates: We were walking from Coors and, myself, the Wilson twins and (Brittany) Spears were crossing the street and I fell off my scooter in the middle of the street. We stopped traffic for a couple of minutes. It was hilarious.

Favorite Boulder restaurant: Applebees

Favorite musician: Lupe Fiasco

Favorite candy or snack: Munchies/Starbursts

Last book I read: Roll of thunder hear my cry.

A dream vacation for me is: A trip to the Bahamas with my family.

Favorite movie: Friday

If I could meet any famous person it would be: LeBron James

And I would ask that person: Can you teach me how to dougie?

A perfect day for me is when: I get in my seven laughs and then some.

Most memorable moment in sports: Bulls in the 90's.

One thing I want to accomplish in my life would be: To make a major difference in someone's life that I don't know.

Who would play yourself in a movie, and who would co-star as one of your teammates: The girl off of Love and Basketball, Chucky or Spears

Hobbies: Writing poems, listening to music, messing with people

My favorite class at CU: Acting for non- majors

My plans after graduation are: To hopefully continue my basketball career professionally or open my own business and get a minor in culinary arts

My hero is: My family: Mom, Dad, Brothers

Advice to young athletes: Nothing you do is going to be easy, but you just have to wake up every morning and Rise & Grind. Follow your dreams and never let anyone tell you what you can or cannot do. If you want it, go get it. And at the end of every day, DO yo Thang.

2010-11 BUFFALOES



Rachel Hargis #40

6-4 • Freshman • Center • Robinson, Texas (Robinson)

Rachel Hargis is the first recruit of the Linda Lappe coaching era as she signed with the Buffaloes on May 13, 2010. She is a good defender, who understands defensive concepts very well and has the ability to get her hands on the ball. She gives depth to CU's low-post and expects to get a lot of early action as a first-year player.

High School: Hargis is a 2010 graduate of Robinson High School, located just southeast of Waco, Texas. She averaged 14.4 points, 7.1 rebounds and 3.5 blocks per game while shooting 52 percent from the field as a senior, guiding the Rockets to an overall record of 20-12, a second place finish in District 19-3A and a spot in the 3A Region Quarterfinals. Hargis had a story book junior season in 2009 as Robinson went 34-5 and won the Texas 3A state championship. She was named the championship game MVP, scoring 20 points and recording 13 rebounds in the Rockets' 49-33 win over Argyle High School. Hargis was named to the All-State Tournament Team and All-Region Tournament Team. She averaged 10.4 points, 6.2 rebounds and 2.2 blocks as a junior, earning *Waco Tribune-Herald* SuperCenTex First Team honors as well as All-District 19-3A First Team accolades. Hargis was named to the *Waco Tribune-Herald's* SuperCenTex Second Team as a sophomore and a senior. She was a three-year all-district performer. She played AAU ball with the DFW Elite on the T-Jack Elite squad. Hargis was rated the No. 43 post player in the nation by *ESPN.com's HoopGurlz* coming out of high school, and she was a 2010 McDonald's All-American Game nominee. She was a four-time academic all-district selection and was also involved in the National Honor Society, volleyball, track & field, Spirit Leading and FCA at Robinson.



Academics: Hargis is undecided on a college major, but is interested in psychology and physical therapy.

Personal: Rachel Marie Hargis was born on March 12, 1992, in San Antonio. She is the daughter Gary and Alicia Hargis. She is one of four children with two older brothers, Matt (23) and Joel (21) and one younger brother, Jordan (17), who is a junior at Robinson, playing basketball and baseball. She says the biggest moment in her high school career was being named MVP after winning the state championship her junior year. Hargis is ambidextrous as she writes left-handed and does almost everything else with her right hand.

GETTING TO KNOW RACHEL

My favorite thing about Colorado Basketball is: The team. Everyone's really close, we get along great, and I know they have my back.

Favorite quote: I can do all things through Christ who strengthens me. Philippians 4:13

The best moment from your 2009-10 season: Was when I had my career high game, scoring 25 points, 11 rebounds, and 7 blocks.

My dream job is: Something working with animals or being a physical therapist.

Favorite thing to do in Boulder: Hiking in the mountains.

If you could pick one reality TV show to be on what would it be and why?: I would be on the Real World on MTV because I think it would be fun to get to live in a house in a different place with people your age.

One word to describe me off the court is: Big-Texas-Hargis

My pregame rituals are: Stretching on my own and listening to music.

One thing people don't know about me is: I need plenty of alone time or I get easily overwhelmed or aggravated.

"Must See" TV for me is: *Spongebob*, *The Office*, and *House*

The three things I cannot live without are: My Family, my dog, and my cell phone

My goofy superstition is: If you say something like I have never...You better knock on wood or its going to happen

When I'm not playing basketball I'm most likely: Hanging out with friends

Best talent not related to basketball: Sleeping

Sport that I would like to try other than basketball: Volleyball

Favorite story about a teammate or yourself with your teammates: We all went to eat together at the cafeteria after pick-up and we were talking about our swim workout coming up on Monday. Brittany Spears pulls her swim cap out of her pocket and puts it on her head. She then proceeds to wear it around the whole cafeteria and pretend like she's swimming. Then she would walk up to strangers and start talking to them. It was so hilarious; the whole cafeteria was watching us and laughing too.

Favorite Boulder restaurant: Cheesecake Factory

Favorite musician: Tim McGraw

Last book I read: *The Lucky One* by Nicholas Sparks

Favorite candy or snack: Brownies

A dream vacation for me is: Going to the Bahamas and spending a week on the beach.

Favorite movie: *Step Brothers*

If I could meet any famous person it would be: Michael Jordan

And I would ask that person: What the secret to success?

One thing I want to accomplish in my life would be: Winning a conference championship or a national championship.

Most memorable moment in sports: My junior year my high school basketball team won state and I was named MVP.

A perfect day for me is when: I get to sleep in and relax all day watching TV or hanging out with my friends

Favorite basketball road trip: The trip to state my junior year in high school.

Who would play yourself in a movie, and who would co-star as one of your teammates?: Nicole Kidman would play me and my teammate Melissa MacFarlane would be played by Hilary Swank.

Hobbies: Hanging out with friends, going hiking, and horseback riding.

My favorite class at CU: Biology 1010

My hero is: My mom

Advice to young athletes: Work hard and never give up because all things are possible if you believe in yourself.



2010-11 BUFFALOES



Ashley Wilson

#12

5-8 • Freshman • Guard • Long Beach, Calif. (Poly)

Ashley Wilson is an athletic guard who is a good defender. She played four years at one of the top high school programs in the nation and is looking forward to contributing to a Buffaloes team in need of depth at the guard spot.

High School: Ashley Wilson is a 2010 graduate of Long Beach Poly High School. She played for one of the most storied programs in Southern California, as the Jackrabbits amassed a 131-9 record during her four year career with three California Division I state titles and one runner-up finish. She averaged 7.4 points, 2.9 steals and 2.3 rebounds per game as a senior, receiving all-Moore League acclaim as well as the Coaches Award for 2010, helping the Jackrabbits to the Moore League title and a runner-up state finish. Wilson averaged 6.2 points and shot 48 percent from the field as a junior, helping the Jackrabbits to a 32-3 record in 2008-09 and a fourth consecutive state title. *ESPN RISE FAB 50* had Long Beach Poly ranked No. 1 in the nation early in the 2008-09 season, ending at No. 30 while *USA Today's* final Super 25 rankings had the Jackrabbits at No. 23. She also ranked third on the team with 88 steals, helping Poly to the Moore League title with a perfect 12-0 mark. As a sophomore, Ashley averaged 6.2 points and 2.2 steals as Poly won its final 22 games to finish 31-2 and a third straight state crown. She contributed to the Poly powerhouse and was voted team co-Newcomer of the Year as freshman in 2007, as the Jackrabbits finished 36-1 and ranked No. 2 in the final *USA Today's* Super 25 national rankings. Ashley ranks as the 58th best guard in the nation according to *ESPN.com's* HoopGurlz.



Academics: Wilson is interested in sociology as a major at Colorado.

Personal: Ashley Ayanna Wilson was born on February, 28, 1992 in Bellflower, Calif, five minutes before her twin sister Brittany. She is the daughter of Tasha Anderson, who is a counselor in Los Angeles. Besides her twin sister, she has another younger sister, Tyara Dupree (13) and a younger brother, C.J. (1). Ashley would like to be a social worker after college and enjoys writing poetry and listening to music.

GETTING TO KNOW ASHLEY

My favorite thing about Colorado Basketball is: My teammates

Favorite quote: "Without our struggle there's no progress."

The best moment from your 2009-10 season: Watching my sister (Brittany) get Rise Magazine's Player of the Week.

My dream job is: WNBA

Favorite thing to do in Boulder: Shop

If you could pick one reality TV show to be on what would it be and why?: Oprah, I would love to get the opportunity to meet such a wonderful person.

One word to describe me off the court is: Loveable

My pregame rituals are: Praying and listening to music

One thing people don't know about me is: My twin sister is my motivation/inspiration.

"Must See" TV for me is: Criminal Minds, BET

The three things I cannot live without are: God, Family, Basketball

Sport that I would like to try other than basketball: Track

When I'm not playing basketball I'm most likely: Laughing or Listening

Favorite Boulder restaurant: BJ's

Favorite musician: Lil Wayne, Drake and Trey Songz

Favorite candy or snack: Sour belts

Favorite movie: Love and Basketball, Remember the Titans

If I could meet any famous person it would be: Kobe Bryant

And I would ask that person: Could I workout out with him on a daily basis

One thing I want to accomplish in my life would be: Be successful

A perfect day for me is when: I wake up to see another day

Hobbies: Listening to music and making people laugh

My plans after graduation are: Continuing playing overseas

My hero is: God and my mom

Advice to young athletes: Never give up, everything is possible.

2010-11 BUFFALOES



Brittany Wilson #11

5-8 • Freshman • Guard • Long Beach, Calif. (Poly)

Brittany Wilson is a competitive guard who was a floor leader at one of the nation's best prep programs. She is used to winning, as a 131-9 record with three state titles will show, and is looking forward to helping the Buffaloes right away.

High School: Brittany Wilson is a 2010 graduate of Long Beach Poly High School. She played for one of the most storied programs in Southern California, as the Jackrabbits amassed a 131-9 record during her four year career with three California Division I state titles and one runner-up finish. Wilson averaged 8.8 points, 2.5 steals and 2.4 assists per game in her senior season at Long Beach Poly as she was named first team all-state, was Co-MVP of the Moore League and was a McDonald's All-America candidate. She lists the biggest moment of her high school career was scoring 27 points against Fontana Summit in the Southern California semifinals, with a broken wrist. Wilson was named to the 2010 *Long Beach Press Telegram's* Girls Basketball Dream Team. As a junior, she averaged 7.9 points and 3.5 steals, was named to the All-California Interscholastic Federation (CIF)-Southern Section first team and the All-Moore League first team as the Jackrabbits won their fourth-straight California Division I title. *ESPN RISE FAB 50* had Long Beach Poly ranked No. 1 in the nation early in the 2008-09 season, ending at No. 30 while *USA Today's* final Super 25 rankings had the Jackrabbits at No. 23. She was a two-time All-CIF Southern Section selection and three-time All-Moore League first team pick. As a sophomore, Wilson averaged 4.1 points and 2.3 steals per game, assisting Poly to a No. 2 final national ranking by *USA Today's Super*

25. She was voted the team co-Newcomer of the Year, along with her sister, as a freshman in 2007 averaging 4.5 points and 1.7 rebounds. Wilson is ranked as the No. 32 shooting guard in the country, according to *ESPN.com HoopGurlz*.

Academics: Wilson plans to major sociology at Colorado.

Personal: Brittany Briandie Wilson was born on February 28, 1992 in Bellflower, Calif, five minutes after her twin sister Ashley. She is the daughter of Tasha Anderson, who is a counselor in Los Angeles. Besides her twin sister, she has one younger sister, Tyara Dupree (13) and a younger brother C.J. (1). She would like to play in the WNBA or overseas and eventually wants to be a crime scene investigator.



GETTING TO KNOW BRITTANY

My favorite thing about Colorado Basketball is: Being with my team, and getting all the new gear.

Favorite quote: "Hard work beats talent when talent fails to work hard."

The best moment from your 2009-10 season: My best moment was scoring 27 points against Summit of Fontana, California with a broken wrist.

My dream job is: To be a crime scene investigator, or a parole officer.

Favorite thing to do in Boulder: Hanging out with my team at the football games and going to the malls

If you could pick one reality TV show to be on what would it be and why?: I would want to be on criminal minds, because I would love to solve a crime and use forensics.

One word to describe me off the court is: Outgoing

My pregame rituals are: Pray, call my best friend and listen to my iPod before every game

"Must See" TV for me is: Bad Girls Club

The three things I cannot live without are: God, family, basketball

Sport that I would like to try other than basketball: Swimming

When I'm not playing basketball I'm most likely: Shopping

Best talent not related to basketball: Telling jokes

Favorite Boulder restaurant: BJ's, Cheesecake Factory

Favorite musician: Trey Songz, Drake, Monica, Lil' Wayne

Favorite candy or snack: Sour patch kids watermelon

Last book I read: Floridoro

A dream vacation for me is: Cruise to Cancun

Favorite movie: Oliver and Company, Step Brothers, Set It Off

If I could meet any famous person it would be: Kobe

And I would ask that person: How does it feel to be known as the greatest in the game of basketball?

Most memorable moment in sports: Lakers winning the championship against the Celtics

A perfect day for me is when: I can shop and sleep all day

One thing I want to accomplish in my life would be: To be successful

Favorite basketball road trip: Going to Hawaii last year with my high school team.

Hobbies: Shopping, Sleeping, Listening to music, Watching TV

My plans after graduation are: To go overseas for a while and play ball, then to come home a start being a parole officer for kids.

My favorite class at CU: Crime in Society

My hero is: My mom

Advice to young athletes: Nothing is impossible, when you put your mind to it.




RADIO/TELEVISION ROSTER



1 Shae Kelley
6-0 • Freshman • Forward
Denver, Colo.
(East)



4 Britney Blythe
5-9 • Senior • Guard
San Mateo, Calif.
(St. Ignatius Prep)



11 Brittany Wilson
5-8 • Freshman • Guard
Long Beach, Calif.
(Poly)



12 Ashley Wilson
5-8 • Freshman • Guard
Long Beach, Calif.
(Poly)



14 Meagan Malcolm-Peck
6-2 • Sophomore • Guard/ Forward
Boulder, Colo.
(Horizon)



15 Julie Seabrook
6-3 • Junior • Forward
North Vancouver, B.C.
(St. Mary's/NEDA)



21 Chelsea Dale
6-1 • Senior • Guard/ Forward
Palos Verdes Estates, Calif.
(Palos Verdes)



22 Brittany Spears
6-1 • Senior • Forward
Pasadena, Calif.
(Pasadena/Notre Dame Prep {Mass.})



23 Chucky Jeffery
5-10 • Sophomore • Guard
Colorado Springs, Colo.
(Sierra)



24 Brenna Malcolm-Peck
6-2 • Sophomore • Guard /Forward
Boulder, Colo.
(Horizon)



40 Rachel Hargis
6-4 • Freshman • Center
Robinson, Texas
(Robinson)



55 Melissa MacFarlane
6-7 • Sophomore • Center
Omaha, Neb.
(Millard North)



Linda Lappe
Head Coach *First Season*



Jennie Baranczyk
Assistant Coach *First Season*



Jonas Chatterton
Assistant Coach *First Season*



Johnna Pointer
Assistant Coach *First Season*



Tracy Tripp
Dir. of Operations *Third Season*



2009-10 IN REVIEW



2009-10 COLORADO SCOREBOARD

Date	Opponent (Rank)	Result	CU (Big 12)	High Scorer	High Rebounder	High Assists	High Steals	Attendance
N 15	UC IRVINE	W 61-56	1-0	18-Spears	14-Spears	3-Fressle/Jeffery	3-Malcolm-Peck	2546
N 20	!vs. Illinois-Chicago	W 63-49	2-0	19-Spears	8-Dunn	3-Fressle/Jeffery	1-BS/CJ/CD/AF	200
N 22	!at Minnesota	L 78-87	2-1	27-Spears	13-Spears	4-Spears/Fressle	4-Spears	3652
N 27	#GEORGIA SOUTHERN	W 62-50	3-1	20-Spears	7-Malcolm-Peck/Spears	4-Fressle	5-Jeffery	1968
N 28	#HARVARD	W 67-65	4-1	22-Smith	11-Spears	4-Mullaney/Jeffery	4-Smith	2096
D 2	DENVER	W 84-57	5-1	17-Spears	6-Dunn	3-Jeffery/Spears	4-Spears	1847
D 6	SETON HALL	W 80-54	6-1	24-Spears	12-Spears	6-Jeffery	3-Jeffery	2185
D 11	at Colorado State	L 61-69	6-2	19-Spears	9-Spears	3-Dunn	2-Jeffery	1696
D 19	SOUTHERN UTAH	W 88-36	7-2	23-Spears	7-Seabrook	5-Jeffery	4-Jeffery/Spears	1008
D 22	SAN JOSE STATE	W 86-50	8-2	28-Spears	10-Malcolm-Peck	4-Fressle	4-Malcolm-Peck	2783
D 30	GRAMBLING STATE	W 92-43	9-2	20-Spears	8-Dunn	6-Spears	4-Spears	2107
J 2	VIRGINIA (23/21)	L 59-74	9-3	23-Smith	8-Spears	5-Fressle	2-BS, MM-P	2846
J 4	YALE	W 78-71	10-3	19-Malcolm-Peck/Jeffery	9-Spears	9-Jeffery	5-Jeffery	1846
J 9	*MISSOURI	W 64-48	11-3 (1-0)	16-Spears	9-Spears	4-Jeffery	5-Jeffery	2406
J 12	*at Texas Tech	L 61-74	11-4 (1-1)	18-Smith	11-Dunn	4-Fressle	3-Fressle	6587
J 16	*IOWA STATE (RV/20)	L 62-68	11-5 (1-2)	17-Jeffery	11-Spears	3-Jeffery	4-Spears	4198
J 20	*at Kansas State	W 63-57	12-5 (2-2)	15-Spears	9-Spears	4-Jeffery	5-Spears	4076
J 24	*OKLAHOMA STATE (12/17)	L 63-74	12-6 (2-3)	18-Spears	14-Dunn	4-Jeffery	3-Spears	2459
J 27	*at Kansas	L 64-75	12-7 (2-4)	21-Spears	7-Spears/Jeffery	3-Jeffery	3-Spears/Jeffery	3012
J 30	*NEBRASKA (6/4)	L 64-80	12-8 (2-5)	14-Jeffery/Smith	11-Jeffery	5-Jeffery/Spears	2-Jeffery	3550
F 6	*at Baylor (15/17)	L 42-76	12-9 (2-6)	9-Dunn/Spears	6-Spears	5-Jeffery	5-Jeffery	7350
F 10	*TEXAS (14/19)	L 50-74	12-10 (2-7)	12-Jeffery	6-Jeffery	2-Jeffery/Fressle	3-Fressle	2027
F 13	*at Oklahoma (12/12)	L 55-65	12-11 (2-8)	28-Spears	9-Spears	3-Fressle	3-Spears	8298
F 16	*KANSAS	L 72-79	12-12 (2-9)	19-Jeffery	11-Spears	5-Jeffery	3-Dunn	2147
F 20	*at Nebraska (3/3)	L 73-89	12-13 (2-10)	26-Spears	7-Smith/Spears	8-Fressle	2-Dunn	12747
F 23	*at Missouri	W 80-79 OT	13-13 (3-10)	34-Spears	10-Spears	6-Jeffery	2-Jeffery	1784
F 27	*TEXAS A&M (12/15)	L 61-95	13-14 (3-11)	22-Smith	5-Fressle	3-Spears	3-Fressle/Smith	3180
M 3	*KANSAS STATE	L 70-72	13-15 (3-12)	19-Spears	6-Spears	4-Jeffery	2-Smith	2125
M 6	*at Iowa State (13/13)	L 41-59	13-16 (3-13)	10-Fressle	8-Jeffery	3-Fressle	2-Fressle	11946
M 11	\$vs. Baylor (16/18)	L 65-72	13-17	24-Spears	7-Jeffery	4-Spears	5-Spears	4363

#-Coors Classic (Boulder); !-Minnesota Subway Classic (Minneapolis, Minn.); \$- Big 12 Championship (Kansas City, Mo.)

All Games

##	Player	GP	GS	Min	Avg	FG	FGA	Pct	3FG3	FGA	Pct	FT	FTA	Pct	Off	Def	Tot	Avg	PF	FO	A	TO	Blk	Stl	Pts	Avg
22	Spears, Brittany	30	30	963	32.1	184	431	.427	55	154	.357	108	129	.837	70	164	234	7.8	75	1	61	96	31	64	531	17.7
02	Smith, Bianca	30	5	764	25.5	120	339	.354	82	233	.352	63	71	.887	12	66	78	2.6	71	1	18	45	2	27	385	12.8
23	Jeffery, Chucky	29	28	891	30.7	97	213	.455	7	34	.206	70	93	.753	39	111	150	5.2	65	3	97	115	18	58	271	9.3
01	Fressle, Alyssa	30	30	843	28.1	94	221	.425	16	42	.381	31	45	.689	35	56	91	3.0	77	2	77	76	6	44	235	7.8
34	Dunn, Courtney	29	28	688	23.7	61	152	.401	16	64	.250	39	52	.750	40	89	129	4.4	73	3	27	47	15	15	177	6.1
14	Malcolm-Peck, Meagan	30	26	742	24.7	64	162	.395	22	71	.310	10	23	.435	50	61	111	3.7	87	4	25	38	34	22	160	5.3
03	Houston, Whitney	12	2	159	13.3	22	50	.440	2	9	.222	4	9	.444	2	7	9	.8	13	1	16	23	0	6	50	4.2
32	Mullaney, Kelly Jo	30	0	481	16.0	39	88	.443	20	37	.541	19	26	.731	24	33	57	1.9	42	0	25	21	1	16	117	3.9
21	Dale, Chelsea	23	0	120	5.2	10	20	.500	6	10	.600	3	6	.500	3	15	18	0.8	10	0	3	8	1	1	29	1.3
24	Malcolm-Peck, Brenna	14	0	68	4.9	5	14	.357	3	10	.300	3	4	.750	3	3	6	0.4	2	0	5	5	1	0	16	1.1
15	Seabrook, Julie	27	1	170	6.3	11	21	.524	0	0	.000	3	5	.600	22	29	51	1.9	27	0	5	19	1	2	25	0.9
55	MacFarlane, Melissa	18	0	102	5.7	3	12	.250	0	0	.000	7	10	.700	6	13	19	1.1	13	1	0	9	5	1	13	0.7
42	Bailey, Kailah	6	0	8	1.3	0	1	.000	0	0	.000	0	0	.000	2	1	3	0.5	2	0	0	2	0	0	0	0.0
04	Blythe, Britney	10	0	26	2.6	0	1	.000	0	1	.000	0	0	.000	0	2	2	0.2	2	0	2	3	0	0	0	0.0
TEAM																58	38	96					14			
Total		30		6025		710	1725	.412	229	665	.344	360	473	.761	366	688	1054	35.1	559	16	361	521	115	256	2009	67.0
Opponents		30		6025		688	1676	.411	133	424	.314	488	682	.716	397	709	1106	36.9	468	5	388	495	95	214	1997	66.6

Conference Only

##	Player	GP	GS	Min	Avg	FG	FGA	Pct	3FG	3FGA	Pct	FT	FTA	Pct	Off	Def	Tot	Avg	PF	FO	A	TO	Blk	Stl	Pts	Avg
22	Spears, Brittany	16	16	509	31.8	85	213	.399	23	72	.319	57	66	.864	35	83	118	7.4	43	1	23	58	10	27	250	15.6
02	Smith, Bianca	16	4	447	27.9	61	193	.316	39	128	.305	34	41	.829	8	35	43	2.7	41	1	12	22	0	11	195	12.2
23	Jeffery, Chucky	16	16	520	32.5	52	117	.444	4	21	.190	41	54	.759	18	59	77	4.8	40	2	54	65	8	29	149	9.3
01	Fressle, Alyssa	16	16	512	32.0	57	132	.432	9	26	.346	24	34	.706	22	32	54	3.4	50	2	40	45	3	28	147	9.2
34	Dunn, Courtney	16	16	415	25.9	35	96	.365	9	41	.220	27	38	.711	29	46	75	4.7	42	2	11	25	11	12	106	6.6
32	Mullaney, Kelly Jo	16	0	249	15.6	20	45	.444	14	25	.560	6	10	.600	12	11	23	1.4	23	0	6	13	0	9	60	3.8
14	Malcolm-Peck, Meagan	16	12	330	20.6	19	63	.302	7	33	.212	5	11	.455	10	24	34	2.1	46	3	10	19	9	2	50	3.1
21	Dale, Chelsea	14	0	60	4.3	5	8	.625	3	5	.600	0	3	.000	3	4	7	0.5	4	0	1	4	1	1	13	0.9
15	Seabrook, Julie	14	0	96	6.9	5	6	.833	0	0	.000	1	3	.333	8	13	21	1.5	12	0	3	10	1	1	11	0.8
55	MacFarlane, Melissa	11	0	77	7.0	2	8	.250	0	0	.000	0	0	.000	4	6	10	0.9	11	1	0	7	2	0	4	0.4
04	Blythe, Britney	4	0	2	0.5	0	0	.000	0	0	.000	0	0	.000	0	0	0	0.0	1	0	0	0	0	0	0	0.0
42	Bailey, Kailah	1	0	1	1.0	0	0	.000	0	0	.000	0	0	.000	0	0	0	0.0	0	0	0	0	0	0	0	0.0
24	Malcolm-Peck, Brenna	5	0	7	1.4	0	1	.000	0	1	.000	0	0	.000	0	1	1	0.2	0	0	0	2	0	0	0	0.0
TEAM																31	16	47					11			
Total		16		3225		341	882	.387	108	352	.307	195	260	.750	180	330	510	31.9	313	12	160	281	45	120	985	61.6
Opponents		16		3225		402	888	.453	78	242	.322	282	392	.719	209	391	600	37.5	240	2	228	238	59	114	1164	72.8

2009-10 GAME BY GAME TEAM STATISTICS



Colorado Team Statistics

Opponent	Date	Score	FG	FGA	Pct	3FG	3FGA	Pct	FT	FTA	Pct	Off	Def	Tot	Avg	PF	A	TO	Blk	Stl	Pts	Avg
UC IRVINE	11/15/09	W 61-56	24	62	.387	4	20	.200	9	16	.563	21	29	50	50.0	18	9	27	8	11	61	61.0
at Illinois-Chicago	11/20/09	W 63-49	19	54	.352	7	19	.368	18	23	.783	17	35	52	51.0	15	12	19	5	4	63	62.0
at Minnesota	11/22/09	L 78-87	28	57	.491	10	27	.370	12	13	.923	6	18	24	42.0	25	15	13	5	11	78	67.3
GEORGIA SOUTHERN	11/27/09	W 62-50	22	56	.393	7	23	.304	11	18	.611	14	31	45	42.8	20	9	22	8	14	62	66.0
HARVARD	11/28/09	W 67-65	25	59	.424	9	25	.360	8	10	.800	10	21	31	40.4	16	14	11	2	8	67	66.2
DENVER	12/2/09	W 84-57	31	64	.484	7	17	.412	15	19	.789	15	20	35	39.5	19	14	14	4	11	84	69.2
SETON HALL	12/6/09	W 80-54	31	58	.534	11	21	.524	7	9	.778	9	30	39	39.4	7	21	13	4	7	80	70.7
at Colorado State	12/11/09	L 61-69	22	66	.333	8	24	.333	9	11	.818	16	27	43	39.9	25	9	16	4	7	61	69.5
SOUTHERN UTAH	12/19/09	W 88-36	34	74	.459	9	18	.500	11	12	.917	21	26	47	40.7	17	18	13	7	13	88	71.6
SAN JOSE STATE	12/22/09	W 86-50	31	66	.470	8	24	.333	16	18	.889	16	23	39	40.5	13	17	17	5	13	86	73.0
GRAMBLING STATE	12/30/09	W 92-43	35	59	.593	13	27	.481	9	11	.818	10	32	42	40.6	18	21	26	4	12	92	74.4
VIRGINIA	1/2/10	L 59-74	18	52	.346	11	30	.367	12	18	.667	9	21	30	39.8	22	11	16	4	6	59	73.4
YALE	1/4/10	W 78-71	26	60	.433	8	14	.571	18	23	.783	12	23	35	39.4	15	18	15	6	11	78	73.8
MISSOURI	1/9/10	W 64-48	24	54	.444	1	11	.091	15	19	.789	13	25	38	39.3	18	10	15	5	11	64	73.1
at Texas Tech	1/12/10	L 61-74	20	64	.313	9	28	.321	12	20	.600	15	20	35	39.0	21	12	14	3	9	61	72.3
IOWA STATE	1/16/10	L 62-68	16	43	.372	6	23	.261	24	33	.727	5	21	26	38.2	19	9	14	3	8	62	71.6
at Kansas State	1/20/10	W 63-57	23	50	.460	7	23	.304	10	12	.833	7	26	33	37.9	21	11	16	3	9	63	71.1
OKLAHOMA STATE	1/24/10	L 63-74	19	62	.306	5	28	.179	20	26	.769	15	25	40	38.0	19	10	9	1	7	63	70.7
at Kansas	1/27/10	L 64-75	23	61	.377	5	15	.333	13	17	.765	12	17	29	37.5	17	9	15	9	10	64	70.3
NEBRASKA	1/30/10	L 64-80	23	52	.442	5	15	.333	13	18	.722	12	24	36	37.5	25	16	20	1	4	64	70.0
at Baylor	2/6/10	L 42-76	13	55	.236	7	21	.333	9	13	.692	11	19	30	37.1	18	8	22	1	8	42	68.7
TEXAS	2/10/10	L 50-74	19	51	.373	6	20	.300	6	7	.857	9	20	29	36.7	17	6	22	1	7	50	67.8
at Oklahoma	2/13/10	L 55-65	22	54	.407	7	23	.304	4	6	.667	9	22	31	36.5	13	5	26	2	10	55	67.3
KANSAS	2/16/10	L 72-79	25	57	.439	6	17	.353	16	23	.696	12	23	35	36.4	28	10	23	3	9	72	67.5
at Nebraska	2/20/10	L 73-89	26	58	.448	15	27	.556	6	8	.750	12	21	33	36.3	19	15	17	4	5	73	67.7
at Missouri	2/23/10	W 80-79 ^{ot}	2	61	.475	14	29	.483	8	9	.889	11	22	33	36.2	25	13	19	2	4	80	68.2
TEXAS A&M	2/27/10	L 61-95	21	53	.396	6	22	.273	13	18	.722	10	12	22	35.6	19	10	23	0	10	61	67.9
KANSAS STATE	3/3/10	L 70-72	23	52	.442	4	22	.182	20	23	.870	10	12	22	35.1	18	8	10	4	4	70	68.0
at Iowa State	3/6/10	L 41-59	15	55	.273	5	28	.179	6	8	.750	17	21	38	35.2	16	8	16	3	5	41	67.0
vs. Baylor	3/11/10	L 65-72	23	56	.411	9	24	.375	10	12	.833	10	22	32	34.1	16	13	18	4	8	65	67.0

Games played: 30
Rebounds/game: 35.1
Points/game: 67.0

Assists/game: 12.0
FG Pct: 41.2
Turnovers/game: 17.4

3FG Pct: 34.4
Assist/turnover ratio: 0.7
FT Pct: 76.1

Steals/game: 8.5
Blocks/game: 3.8

Opponent Team Statistics

Opponent	Date	Score	FG	FGA	Pct	3FG	3FGA	Pct	FT	FTA	Pct	Off	Def	Tot	Avg	PF	A	TO	Blk	Stl	Pts	Avg
UC IRVINE	11/15/09	W 61-56	22	55	.400	4	5	.800	8	19	.421	10	22	32	3.0	18	14	20	2	12	56	56.0
at Illinois-Chicago	11/20/09	W 63-49	17	64	.266	3	15	.200	12	15	.800	14	21	35	33.5	20	7	8	7	12	49	52.5
at Minnesota	11/22/09	L 78-87	25	50	.500	7	16	.438	30	34	.882	9	23	32	33.0	15	18	14	1	6	87	64.0
GEORGIA SOUTHERN	11/27/09	W 62-50	15	57	.263	5	15	.333	15	23	.652	17	24	41	35.0	17	9	25	2	7	50	60.5
HARVARD	11/28/09	W 67-65	24	50	.480	7	16	.438	10	18	.556	8	26	34	34.8	13	14	16	4	3	65	61.4
DENVER	12/2/09	W 84-57	19	42	.452	0	1	.000	19	26	.731	7	20	27	33.5	18	14	20	3	6	57	60.7
at Colorado State	12/11/09	L 61-69	18	56	.321	6	19	.316	27	33	.818	15	30	45	35.4	14	12	16	3	5	69	60.9
SOUTHERN UTAH	12/19/09	W 88-36	14	55	.255	1	9	.111	7	12	.583	17	19	36	35.4	19	7	27	3	3	36	58.1
SAN JOSE STATE	12/22/09	W 86-50	20	61	.328	0	12	.000	10	15	.667	20	20	40	35.9	18	9	26	2	9	50	57.3
GRAMBLING STATE	12/30/09	W 92-43	14	53	.264	2	11	.182	13	20	.650	10	14	24	34.8	12	5	28	2	9	43	56.0
VIRGINIA	1/2/10	L 59-74	22	54	.407	5	9	.556	25	30	.833	13	30	43	35.5	20	12	12	1	10	74	57.5
YALE	1/4/10	W 78-71	27	68	.397	4	19	.211	13	17	.765	20	25	45	36.2	17	15	18	3	8	71	58.5
MISSOURI	1/9/10	W 64-48	16	50	.320	2	10	.200	14	22	.636	13	20	33	36.0	14	10	16	0	4	48	57.8
at Texas Tech	1/12/10	L 61-74	25	57	.439	3	9	.333	21	24	.875	12	33	45	36.6	15	15	18	7	3	74	58.9
IOWA STATE	1/16/10	L 62-68	23	56	.411	8	19	.421	14	20	.700	17	26	43	37.0	21	11	17	1	6	68	59.4
at Kansas State	1/20/10	W 63-57	15	53	.283	4	18	.222	23	29	.793	14	19	33	36.8	12	8	13	2	5	57	59.3
OKLAHOMA STATE	1/24/10	L 63-74	27	57	.474	6	16	.375	14	23	.609	10	31	41	37.0	23	15	12	5	2	74	60.1
at Kansas	1/27/10	L 64-75	30	62	.484	6	13	.462	9	17	.529	20	29	49	37.6	13	13	17	4	5	75	60.9
NEBRASKA	1/30/10	L 64-80	28	51	.549	6	15	.400	18	30	.600	6	21	27	37.1	16	18	12	3	10	80	61.8
at Baylor	2/6/10	L 42-76	29	56	.518	2	6	.333	16	25	.640	13	32	45	37.5	15	19	17	12	10	76	62.5
TEXAS	2/10/10	L 50-74	29	54	.537	3	13	.231	13	23	.565	10	23	33	37.3	12	13	11	4	14	74	63.0
at Oklahoma	2/13/10	L 55-65	23	55	.418	6	17	.353	13	16	.813	10	23	33	37.1	7	13	20	1	11	65	63.1
KANSAS	2/16/10	L 72-79	23	51	.451	2	11	.182	31	39	.795	9	24	33	36.9	21	16	17	6	6	79	63.8
at Nebraska	2/20/10	L 73-89	32	64	.500	9	26	.346	16	25	.640	16	21	37	36.9	12	25	9	6	8	89	64.8
at Missouri	2/23/10	W 80-79 ^{ot}	22	62	.355	6	20	.300	29	35	.829	21	20	41	37.1	15	8	15	3	5	79	65.3
TEXAS A&M	2/27/10	L 61-95	35	55	.636	3	10	.300	22	31	.710	12	25	37								



COMPARISON STATISTICS

Opponent	1st	2nd	Score	Mar	Total FG	FG Pct	3-Pointers	3FG Pct	Free Throws	FT Pct	Reb	Mar	Assist	TOver	Block	Steal	Fouls
UC IRVINE	19/33	42/23	61-56	+5	24-62/22-55	.387/.400	4-20/4-5	.200/.800	9-16/8-19	.563/.421	50/32	+18	9/14	27/20	8/2	11/12	18/18
Illinois-Chicago	21/17	42/32	62-49	+14	19-54/17-64	.352/.266	7-19/3-15	.368/.200	18-23/12-15	.783/.800	52/35	+17	12/7	19/8	5/7	4/12	15/20
Minnesota	41/45	37/42	78-87	(9)	28-57/25-50	.491/.500	10-27/7-16	.370/.438	12-13/30-34	.923/.882	24/32	(8)	15/18	13/14	5/1	11/6	25/15
GEORGIA SOUTHERN	21/20	41/30	62-50	+12	22-56/15-57	.393/.263	7-23/5-15	.304/.333	11-18/15-23	.611/.652	45/41	+4	9/9	22/25	8/2	14/7	20/17
HARVARD	33/32	34/33	67-65	+2	25-59/24-50	.424/.480	9-25/7-16	.360/.438	8-10/10-18	.800/.556	31/34	(3)	14/14	11/16	2/4	8/3	16/13
DENVER	38/28	46/29	84-57	+27	31-64/19-42	.484/.452	7-17/0-1	.412/.000	15-19/19-26	.789/.731	35/27	+8	14/14	14/20	4/3	11/6	19/18
SETON HALL	39/30	41/24	80-54	+26	31-58/23-70	.534/.329	11-21/4-16	.524/.250	7-9/4-6	.778/.667	39/37	+2	21/10	13/11	4/1	7/3	7/11
Colorado State	31/23	30/46	61-69	(8)	22-66/18-56	.333/.321	8-24/6-19	.333/.316	9-11/24-33	.818-.818	43/45	(2)	9/12	16/16	4/3	7/5	25/14
SOUTHERN UTAH	53/11	35/25	88-36	+52	34-74/14-55	.459/.255	9-18/1-9	.500/.111	11-12/7-12	.917/.583	47/36	+11	18/7	13/27	7/3	13/3	17/19
SAN JOSE STATE	46/13	40/37	86-50	+36	31-66/20-61	.470/.328	-/24-0-12	.333/.000	16-18/10-15	.889/.667	39/40	(1)	17/9	17/26	5/2	13/9	13/18
GRAMBLING STATE	45/20	47/23	92-43	+49	35-59/14-53	.593/.264	13-27/2-11	.481/.182	9-11/13-20	.818/.650	42/24	+18	21/5	26/28	4/2	12/9	18/12
VIRGINIA	29/31	30/43	59-74	(15)	18-52/22-54	.346/.407	11-30/5-9	.367/.556	12-18/25-30	.667/.833	30/43	(13)	11/12	16/12	4/1	6/10	22/20
YALE	33/34	45/37	78-71	+7	26-60/24-68	.433/.397	8-14/4-19	.571/.211	18-23/13-17	.783/.765	35/45	(10)	18/15	15/18	6/3	11/8	15/17
MISSOURI	32/15	32/33	64-48	+16	24-54/16-50	.444/.320	1-11/2-10	.091/.200	15-19/14-22	.789/.636	38/33	+5	10/10	15/16	5/0	11/4	18/14
Texas Tech	19/37	42/37	61-74	(13)	20-64/25-57	.313/.439	9-28/3-9	.321/.333	12-20/21-24	.600/.875	35/45	(10)	12/15	14/18	3/7	9/3	21/15
IOWA STATE	26/24	36/44	62-68	(6)	16-43/26-56	.372/.411	6-23/8-19	.261/.421	24-33/14-20	.727/.700	26/43	(17)	9/11	14/17	3/1	8/6	19/21
Kansas State	30/25	33/32	63-57	+6	23-50/15-53	.460/.283	7-23/4-18	.304/.222	10-12/23-29	.833/.793	33/33	-	11/8	16/13	3/2	9/5	21/12
OKLAHOMA STATE	35/37	28/37	63-74	(11)	19-62/27-57	.306/.474	5-28/6-16	.179/.375	20-26/14-23	.769/.609	40/41	(1)	10/15	9/12	1/5	7/2	19/23
Kansas	27/47	37/28	64-75	(11)	23-61/30-62	.377/.484	5-15/6-13	.333/.462	13-17/9-17	.765/.529	29/49	(20)	9/13	15/17	9/4	10/5	17/13
NEBRASKA	29/37	35/43	64-80	(16)	23-52/28-51	.442/.549	5-15/6-15	.333/.400	13-18/18-30	.722/.600	36/27	+9	16/18	20/12	1/3	4/10	25/16
Baylor	15/33	27/43	42-76	(34)	13-55/29-56	.236/.518	7-21/2-6	.333/.333	9-13/16-25	.692-.640	30/45	(15)	8/19	22/17	1/12	8/10	18/15
TEXAS	21/41	29/33	50-74	(24)	19-51/29-54	.373/.537	6-20/3-13	.300/.231	6-7/13-23	.857/.565	29/33	(4)	6/13	22/11	1/4	7/14	17/12
Oklahoma	23/42	32/23	55-65	(10)	22-54/23-55	.407/.418	7-23/6-17	.304/.353	4-6/13-16	.667/.813	31/33	(2)	5/13	26/20	2/1	10/11	13/7
KANSAS	26/33	46/46	72-79	(7)	25-57/23-51	.439/.451	6-17/2-11	.353/.182	16-23/31-39	.696/.3795	35/33	+2	10/16	23/17	3/6	96/	28/21
Nebraska	36/43	37/46	73-89	(16)	26-58/32-64	.448/.8500	15-27/9-26	.556/.346	6-8/16-25	.750/.640	33/37	(4)	15/25	17/9	4/6	5/8	19/12
Missouri	36/43	38/31	80-79	+1	29-61/22-62	.475/.355	14-29/6-20	.483/.300	8-9/29-35	.889/.829	33/41	(8)	13/8	9/15	2/3	4/5	25/15
TEXAS A&M	25/45	36/50	61-95	(34)	21-53/35-55	.396/.636	6-22/3-10	.273/.300	13-18/22-31	.722/.710	22/37	(15)	10/19	23/18	0/1	10/14	19/18
KANSAS STATE	32/31	38/41	70-72	(2)	23-52/24-51	.442/.471	4-22/5-17	.182/.294	20-23/19/20	.870/.950	22/36	(14)	8/11	10/15	4/2	4/2	18/18
Iowa State	24/28	17/31	41-59	(18)	15-55/21-54	.273/.389	5-28/7-22	.179/.318	6-8/10-13	.750/.769	38/34	+4	8/14	16/11	3/2	5-9	16/8
Baylor	39/31	26/41	65-72	(7)	23-56/26-53	.411/.491	9-24/7-19	.375/.368	10-12/13-22	.833-.591	32/35	(3)	13/14	18/16	4/2	8/7	16/16

Note: Game totals are displayed in the format TEAM/OPPONENT for each category

Points-Rebounds-Assists

	FRESSLE	SMITH	HOUSTON	BLYTHE	M M-P	SEABROOK	DALE	SPEARS	JEFFERY	B M-P	MULLANEY	DUNN	BAILEY	MACFARLANE
UC IRVINE	4-5-3	11-4-0	11-1-0	DNP-CD	6-11-1	0-1-0	DNP-CD	18-14-1	4-7-3	DNP-CD	5-2-1	2-1-0	DNP-CD	DNP-CD
Illinois-Chicago	0-3-3	10-3-0	DNP-INJ	DNP-CD	6-4-1	0-4-0	DNP-CD	19-7-1	7-5-3	0-1-1	13-7-2	7-8-1	DNP-CD	1-3-0
Minnesota	8-0-4	17-2-1	10-0-3	DNP-CD	2-1-1	0-1-0	DNP-CD	27-13-4	2-1-0	DNP-CD	9-2-2	3-1-0	DNP-CD	0-0-0
GEORGIA SOUTHERN	2-3-4	3-2-0	8-1-1	0-0-0	12-7-0	0-0-0	0-1-0	20-7-2	11-6-2	2-0-0	2-4-0	2-6-0	0-0-0	0-2-0
HARVARD	0-1-0	22-4-0	2-2-1	DNP-CD	7-6-1	0-0-0	DNP-CD	11-11-3	14-5-4	0-0-0	9-0-4	2-2-1	DNP-CD	DNP-CD
DENVER	8-2-1	13-1-2	0-1-0	0-0-0	9-4-1	4-4-0	0-1-0	17-5-3	12-5-3	4-1-0	0-1-2	16-6-2	DNP-CD	1-0-0
SETON HALL	10-2-3	11-5-0	2-1-5	0-0-0	7-5-2	0-2-0	0-0-0	24-12-2	19-6-6	0-0-0	0-0-0	7-4-3	0-1-0	DNP-CD
Colorado State	5-4-0	19-3-0	4-0-1	DNP-CD	12-8-0	0-0-0	0-0-1	15-9-2	4-8-1	DNP-CD	2-2-1	0-3-3	0-1-0	DNP-CD
SOUTHERN UTAH	9-5-2	15-1-2	6-0-1	0-1-0	8-5-1	4-7-0	3-3-0	23-6-3	8-5-5	2-1-0	5-6-4	DNP-CD	0-1-0	5-2-0
SAN JOSE STATE	6-1-4	25-1-0	2-0-3	0-0-1	4-10-3	0-2-0	2-2-0	28-8-2	8-7-1	2-2-1	1-0-1	8-3-1	DNP-CD	0-0-0
GAMBLING STATE	6-2-2	8-1-0	5-1-1	0-1-1	11-7-1	4-5-1	11-3-1	20-4-6	DNP-INJ	6-0-2	11-5-2	8-8-4	DNP-CD	2-2-0
VIRGINIA	5-1-5	23-3-1	0-1-0	DNP-CD	0-6-0	DNP-CD	0-0-0	20-8-2	6-4-3	DNP-CD	0-1-0	5-3-0	DNP-CD	DNP-CD
YALE	9-2-3	10-3-0	0-1-0	DNP-CD	19-1-2	2-2-0	0-1-0	15-9-3	19-7-9	0-0-1	0-4-0	4-3-0	DNP-CD	DNP-CD
MISSOURI	11-5-3	6-2-0	--	0-0-0	7-5-0	0-0-0	0-0-0	16-9-2	12-8-4	0-0-0	0-1-0	12-8-1	DNP-CD	DNP-CD
Texas Tech	12-3-4	18-6-1	--	DNP-CD	5-1-0	0-0-0	0-1-0	3-7-2	5-2-1	0-0-0	8-3-1	10-11-3	DNP-CD	0-0-0
IOWA STATE	4-3-1	13-2-2	--	DNP-CD	6-1-2	0-2-0	0-0-0	14-11-0	17-3-3	DNP-CD	3-0-1	5-4-0	DNP-ILL	DNP-CD
Kansas State	11-3-2	13-3-0	--	DNP-CD	2-3-1	2-3-1	DNP-CD	15-9-3	13-4-4	DNP-CD	5-2-0	2-2-0	DNP-ILL	0-1-0
OKLAHOMA STATE	7-1-1	9-4-1	--	DNP-CD	2-2-0	0-2-0	0-0-0	18-9-1	7-4-4	DNP-CD	4-3-1	16-14-2	DNP-ILL	DNP-CD
Kansas	7-3-2	11-1-1	--	DNP-CD	0-2-0	6-4-1	0-0-0	21-7-0	12-7-3	DNP-CD	0-0-2	7-3-0	DNP-ILL	0-0-0
NEBRASKA	4-2-2	14-1-0	--	DNP-CD	9-2-2	2-4-1	DNP-CD	10-9-5	14-11-5	DNP-CD	1-0-0	10-3-1	DNP-ILL	0-0-0
Baylor	3-1-0	1-2-0	--	0-0-0	3-1-0	1-0-0	0-0-1	9-6-1	8-4-5	0-1-0	8-1-0	9-4-1	DNP-ILL	0-2-0
TEXAS	11-3-2	3-3-1	--	0-0-0	0-2-1	0-0-0	6-0-0	5-3-0	12-6-2	0-0-0	5-2-0	4-5-0	DNP-ILL	4-3-0
Oklahoma	11-1-3	13-2-0	--	DNP-CD	0-0-0	0-0-0	0-2-0	28-9-1	0-2-1	DNP-CD	3-3-0	0-6-0	DNP-ILL	0-1-0
KANSAS	12-2-3	14-1-0	--	DNP-CD	0-0-0	0-3-0	0-1-0	17-11-2	19-9-5	DNP-CD	0-1-0	10-2-0	DNP-ILL	0-0-0
Nebraska	4-6-8	18-7-2	--	DNP-CD	0-0-0	DNP-CD	0-0-0	26-7-1	7-3-3	DNP-CD	7-0-0	11-5-1	0-0-0	0-0-0
Missouri	11-7-2	26-2-2	--	DNP-ILL	4-3-1	0-1-0	0-0-0	34-10-1	2-3-6	DNP-CD	3-2-0	0-1-1	DNP-CD	DNP-CD
TEXAS A&M	12-5-2	22-3-2	--	DNP-CD	4-2-1	0-1-0	5-1-0	7-4-3	9-0-2	0-0-0	2-0-0	0-2-0	DNP-CD	0-2-0
KANSAS STATE	17-3-2	14-0-0	--	DNP-CD	2-3-1	0-1-0	2-2-0	19-6-0	8-3-4	DNP-INJ	3-0-0	5-3-1	DNP-CD	DNP-CD
Iowa State	10-6-3	0-4-0	--	0-0-0	6-7-1	DNP-CD	0-0-0	8-1-1	4-8-2	DNP-INJ	8-5-1	5-2-0	DNP-CD	0-1-0
Baylor	16-6-3	3-2-0	--	DNP-CD	7-2-1	0-2-1	DNP-CD	24-3-4	8-7-3	DNP-INJ	0-0-0	7-6-1	DNP-CD	DNP-CD

SEASON INDIVIDUAL GAME HIGHS**COLORADO**

POINTS	34	Brittany Spears at Missouri (2/23/10)
FIELD GOALS MADE	12	Brittany Spears at Oklahoma (2/13/10)
FIELD GOAL ATT	23	Brittany Spears vs Baylor (3/11/10)
FG PCT (min 5 made)	1.000 (7-7)	Chucky Jeffery vs Yale (1/4/10)
3 PT FG MADE	6	6 times, last by Bianca Smith at Missouri (2/23/10)
3 PT FG ATTEMPTS	15	Bianca Smith at Missouri (2/23/10)
3 PT FG PCT (min 2 made)	1.000 (4-4)	Meagan Malcolm-Peck vs Yale (1/4/10)
FREE THROWS MADE	10	Brittany Spears vs Iowa State (1/16/10)
FREE THROW ATT	12	Brittany Spears vs Iowa State (1/16/10)
REBOUNDS	14	Courtney Dunn vs Oklahoma State (1/24/10); Brittany Spears vs UCI (11/15/09)
ASSISTS	9	Chucky Jeffery vs Yale (1/4/10)
STEALS	5	6 times, last Brittany Spears vs Baylor (3/11/10)
BLOCKED SHOTS	6	Brittany Spears at Kansas (1/27/10)
TURNOVERS	9	Alyssa Fressle vs Texas A&M (2/27/10)

OPPONENT

POINTS	32	Allison Lacey vs Iowa State (1/16/10)
FIELD GOALS MADE	11	Danielle McCray at Kansas (1/27/10)
FIELD GOAL ATT	26	Andre Riley vs Oklahoma State (1/24/10)
FG PCT (min 5 made)	1.000 (10-10)	Carolyn Davis vs Kansas (2/16/10)
3 PT FG MADE	5	Whitney Zachariason vs. Baylor Lady Bears
3 PT FG ATTEMPTS	14	Yvonne Turner at Nebraska (2/20/10)
3 PT FG PCT (min 2 made)	1.000 (2-2)	Leah Cotton at Minnesota (11/22/09)
FREE THROWS MADE	11	Kiara Buford at Minnesota (11/22/09)
FREE THROW ATT	13	Dominique Kelley, vs Nebraska (1/30/10)
REBOUNDS	16	Danielle McCray at Kansas (1/27/10)
ASSISTS	11	Andrea Riley vs Oklahoma State (1/24/10)
STEALS	5	Sydney Colson vs Texas A&M (2/27/10)
BLOCKED SHOTS	11	Brittney Griner at Baylor (2/6/10)
TURNOVERS	8	Sayja Sumler vs San Jose State (12/22/09); Rachele Dobbins vs Grambling State (12/30/09)



SEASON TEAM GAME HIGHS

COLORADO

POINTS	92	Grambling State (12/30/09)
FIELD GOALS MADE	35	Grambling State (12/30/09)
FIELD GOAL ATTEMPTS	74	Southern Utah (12/19/09)
FIELD GOAL PERCENTAGE	.593 (35-59)	Grambling State (12/30/09)
3 PT FIELD GOALS MADE	15	at Nebraska (2/20/10)
3 PT FG ATTEMPTS	30	Virginia (1/2/10)
3 PT FG PERCENTAGE	.571 (8-14)	Yale (1/4/10)
FREE THROWS MADE	24	Iowa State (1/16/10)
FREE THROW ATTEMPTS	33	Iowa State (1/16/10)
FREE THROW PERCENTAGE	.923 (12-13)	at Minnesota (11/22/09)
REBOUNDS	52	Illinois-Chicago (11/20/09)
ASSISTS	21	Grambling State (12/30/09)
	21	Seton Hall (12/6/09)
STEALS	14	Georgia Southern (11/27/09)
BLOCKED SHOTS	9	at Kansas (1/27/10)
TURNOVERS	27	UC Irvine (11/15/09)
FOULS	28	Kansas (2/16/10)

OPPONENT

POINTS	95	Texas A&M (2/27/10)
FIELD GOALS MADE	35	Texas A&M (2/27/10)
FIELD GOAL ATTEMPTS	70	Seton Hall (12/6/09)
FIELD GOAL PERCENTAGE	.636 (35-55)	Texas A&M (2/27/10)
3 PT FIELD GOALS MADE	9	at Nebraska (2/20/10)
3 PT FG ATTEMPTS	26	at Nebraska (2/20/10)
3 PT FG PERCENTAGE	.800 (4-5)	UC Irvine (11/15/09)
FREE THROWS MADE	31	Kansas (2/16/10)
FREE THROW ATTEMPTS	39	Kansas (2/16/10)
FREE THROW PERCENTAGE	.950 (19-20)	Kansas State (3/3/10)
REBOUNDS	49	at Kansas (1/27/10)
ASSISTS	25	at Nebraska (2/20/10)
STEALS	14	Texas A&M (2/27/10)
BLOCKED SHOTS	12	at Baylor (2/6/10)
TURNOVERS	28	Grambling State (12/30/09)

AND LOWS

COLORADO

POINTS	41	at Iowa State (3/6/10)
FIELD GOALS MADE	13	at Baylor (2/6/10)
FIELD GOAL ATTEMPTS	43	Iowa State (1/16/10)
FIELD GOAL PERCENTAGE	.236 (13-55)	at Baylor (2/6/10)
3 PT FIELD GOALS MADE	1	Missouri (1/9/10)
3 PT FG ATTEMPTS	11	Missouri (1/9/10)
3 PT FG PERCENTAGE	.091 (1-11)	Missouri (1/9/10)
FREE THROWS MADE	4	at Oklahoma (2/13/10)
FREE THROW ATTEMPTS	6	at Oklahoma (2/13/10)
FREE THROW PERCENTAGE	.563 (9-16)	UC Irvine (11/15/09)
REBOUNDS	21	Texas A&M (2/27/10)
ASSISTS	5	at Oklahoma 2/13/10)
STEALS	4	4 times, last vs UIC (11/20/09)
BLOCKED SHOTS	0	Texas A&M (2/27/10)
TURNOVERS	9	Oklahoma State (1/24/10)
FOULS	7	Seton Hall (12/6/09)

OPPONENT

POINTS	36	Southern Utah (12/19/09)
FIELD GOALS MADE	14	Grambling State (12/30/09)
	14	Southern Utah (12/19/09)
FIELD GOAL ATTEMPTS	42	Denver (12/2/09)
FIELD GOAL PERCENTAGE	.255 (14-55)	Southern Utah (12/19/09)
3 PT FIELD GOALS MADE	0	San Jose State (12/22/09)
	0	Denver (12/2/09)
3 PT FG ATTEMPTS	1	Denver (12/2/09)
3 PT FG PERCENTAGE	.000 (0-12)	San Jose State (12/22/09)
	.000 (0-1)	Denver (12/2/09)
FREE THROWS MADE	4	Seton Hall (12/6/09)
FREE THROW ATTEMPTS	6	Seton Hall (12/6/09)
FREE THROW PERCENTAGE	.421 (8-19)	UC Irvine (11/15/09)
REBOUNDS	24	Grambling State (12/30/09)
ASSISTS	5	Grambling State (12/30/09)
STEALS	2	Kansas State (3/3/10)
	2	Oklahoma State (1/24/10)
BLOCKED SHOTS	0	Missouri (1/9/10)
TURNOVERS	8	Illinois-Chicago (11/20/09)
FOULS	7	Oklahoma (2/13/10)



BOX SCORES

Game 4 COLORADO 62, GEORGIA SOUTHERN 50 Nov. 27, 2009, Boulder, Colo. (Coors Events Center)

VISITORS: Georgia Southern 1-3

## Player	fg-a	3fg-a	ft-a	of de	tot	pf	tp	a	to bk	s	min
15 Ogburn, J'Lisia	f 2-6	0-0	0-2	3	4	3	4	1	3	1	25
34 Geiger, Jessica	f 2-4	0-0	0-2	0	4	4	4	1	2	0	25
04 Whitney, Carolyn	g 4-13	3-5	0-0	5	3	8	1	11	2	0	27
05 Navarro, Jamie	g 0-4	0-2	8-8	0	1	2	8	2	0	0	27
11 Tate, Krista	g 0-2	0-1	2-2	1	5	6	3	2	1	2	00
03 Wilson, Janay	0-3	0-0	1-2	0	2	2	3	0	3	0	15
10 Dayton, Kayla	1-6	1-4	3-4	2	0	2	1	6	3	6	00
12 Ivy, Candice	3-6	0-0	1-2	0	3	3	2	7	0	2	16
22 Smith, Ro-Ro	1-1	0-0	0-1	0	1	0	1	0	0	0	00
25 Frye, Meredyth	2-5	1-1	0-2	1	3	2	5	0	2	0	00
40 Scott, Briana	0-2	0-0	0-0	3	1	4	0	0	0	1	00
42 Williams, Samantha	0-5	0-1	0-0	0	2	2	0	0	0	0	17
TEAM				1	1						
Totals.....	15-57	5-15	15-23	17	24	41	17	50	9	25	2 7 200
TOTAL FG% 1st Half: 6-29 20.7%	2nd Half: 9-28 32.1%	Game: 26.3%	DEADBALL								
3-Pt. FG% 1st Half: 3-6 50.0%	2nd Half: 2-9 22.2%	Game: 33.3%	REBOUNDS								
F Throw % 1st Half: 5-6 83.3%	2nd Half: 10-17 58.8%	Game: 65.2%									

HOME: Colorado 3-1

## Player	fg-a	3fg-a	ft-a	of de	tot	pf	tp	a	to bk	s	min
14 Malcom-Peck, Meagan f	5-8	2-3	0-1	3	4	7	3	12	0	2	31
22 Spears, Brittany f	7-17	4-8	2-5	3	4	7	2	20	2	3	32
34 Dunn, Courtney c	0-4	0-3	2-2	0	6	6	0	2	1	0	19
01 Fressle, Alyssa g	1-4	0-1	0-0	1	2	3	4	2	1	1	21
23 Jeffery, Chucky g	5-9	0-1	1-2	3	3	6	1	11	2	4	15
02 Smith, Bianca	1-8	1-6	0-0	2	2	2	3	0	1	0	25
03 Houston, Whitney	2-3	0-1	4-6	0	1	1	8	1	5	0	18
04 Blythe, Britney	0-0	0-0	0-0	0	0	0	0	0	0	1	00
15 Seabrook, Julie	0-1	0-0	0-0	0	0	0	0	0	0	0	00
21 Dale, Chelsea	0-1	0-0	0-0	0	1	1	0	0	1	0	07
24 Malcom-Peck, Brenna	1-1	0-0	0-0	0	0	0	2	0	1	0	05
32 Mullaney, Kelly Jo	0-0	0-0	2-2	3	1	4	2	2	0	2	16
42 Bailey, Kailah	0-0	0-0	0-0	0	0	0	2	0	0	0	00
55 MacFarlane, Melissa	0-0	0-0	0-0	2	2	0	0	1	0	0	03
TEAM				1	5	6					
Totals.....	22-56	7-23	11-18	14	31	45	20	62	9	22	8 14 200
TOTAL FG% 1st Half: 7-26 26.9%	2nd Half: 15-30 50.0%	Game: 39.3%	DEADBALL								
3-Pt. FG% 1st Half: 2-11 18.2%	2nd Half: 5-12 41.7%	Game: 30.4%	REBOUNDS								
F Throw % 1st Half: 5-6 83.3%	2nd Half: 6-12 50.0%	Game: 61.1%									

Officials: Joe Cunningham, Greg Small, Missy Brooks
Technical fouls: Colorado-None. Georgia Southern-None.
Attendance: 1968

Score by Periods	1st	2nd	Total
Georgia Southern	20	30	50
Colorado	21	41	61

BOULDER - Colorado head coach Kathy McConnell-Miller was expecting her freshman class to have an impact this season, and so far that's exactly what is happening.

Freshmen Meagan Malcom-Peck and Chucky Jeffery combined for 23 points, 13 rebounds and seven steals to help lift Colorado to a 62-50 win over Georgia Southern in the first round of the 2009 Omni Hotels Classic Friday at the Coors Events/Conference Center.

The Buffaloes, 3-1 overall for the first time since 2003-04, will play Harvard in the championship game on Saturday at 7 p.m. Earlier on Friday, Harvard held off New Orleans 60-57. Georgia Southern and New Orleans will play in the consolation game at 4:30 p.m.

CU junior Brittany Spears led all players with 20 points.

Malcom-Peck had a career-high 12 points, on 5-of-8 shooting, with seven rebounds, three blocks and two steals.

"I think the goal is always to contribute however you can and just make an impact," Malcom-Peck said. "So whether it's hustling and getting a rebound and kicking out to Bianca [Smith] to get a three or any way you can help the team, I just focus on that and its fun."

Jeffery had 11 points, six rebounds and five steals in 19 minutes of playing time. Jeffery has started the last three games while Malcom-Peck has started all four.

"When I start I feel like I have to do well so I can stay on the floor and get my team off to a good start," Jeffery said. "Like (coach) said I need to let the bad things go and move forward."

The Buffaloes jumped out to a 10-0 lead, hitting four of their first six shots including 3-pointers by Malcom-Peck and Spears. Conversely, Georgia Southern made just one of its first 10.

But that start quickly faded as the Buffaloes went cold, and were bit by the turnover bug at the same time the Eagles started heating up.

Colorado missed 10 straight shots which allowed Georgia Southern to counter the Buffs' opening run, with a 14-0 run of their and led 17-14 with 6:13 left in the half. Turnovers didn't help the Buffaloes cause either. CU committed 22 in the game, 13 of which came in the first 20 minutes.

CU rebounded to take a 21-20 lead at halftime. Both freshmen starters keyed big second half runs to allow the Buffs to put the game away.

With the Buffaloes up 27-26, Malcom-Peck hit a 3-pointer and followed that up with a steal and layup to ignite a 17-7 run that put CU up 44-33 with 10:20 left. Carolyn Whitney and Candice Ivy had consecutive buckets for the Eagles to cut the CU lead to seven.

Jeffery took care of the next CU run. The Colorado Springs native had five points, three offensive rebounds and two assists as the Buffaloes outscored the Eagles 13-3 over a six minute span. Colorado had its largest lead at 57-40 with 3:32 remaining in the game, before a late Eagles' run narrowed the gap.

"We came back in the second half and played with great intensity, which we were talking a great deal about at halftime," McConnell-Miller said. "There were some great moments tonight."

Whitney led Georgia Southern with 11 points and eight rebounds. The Eagles committed 25 turnovers and shot just 26 percent from the field.

Game 5 COLORADO 67, HARVARD 65 Nov. 28, 2009, Boulder, Colo. (Coors Events Center)

VISITORS: Harvard 3-3

## Player	fg-a	3fg-a	ft-a	of de	tot	pf	tp	a	to bk	s	min
33 Markley, Emma	f 10-15	0-0	4-8	1	6	7	4	24	0	3	41
04 Berry, Brogan	g 1-6	0-2	2-4	1	3	4	1	4	9	2	00
15 Matera, Christine	g 3-6	2-4	0-0	1	2	3	8	1	2	0	28
23 Lippert, Victoria	g 5-9	2-3	2-2	1	1	2	2	14	0	2	00
23 Alemany, Jackie	g 1-3	1-1	1-2	1	10	11	2	4	3	4	00
01 Hagedorn, Elle	1-2	0-0	0-0	0	0	0	2	0	1	0	05
03 Rowland, Caitlin	3-6	2-3	0-0	2	2	0	8	0	1	0	15
12 Louie, Lindsay	0-1	0-0	0-0	0	0	0	0	0	0	0	00
24 Wheeler, Claire	0-2	0-2	1-2	0	3	3	1	1	0	0	19
TEAM				1	2	3					
Totals.....	24-50	7-16	10-18	8	26	34	13	65	14	4	3 200
TOTAL FG% 1st Half: 12-30 40.0%	2nd Half: 12-20 60.0%	Game: 48.0%	DEADBALL								
3-Pt. FG% 1st Half: 4-12 33.3%	2nd Half: 3-4 75.0%	Game: 43.8%	REBOUNDS								
F Throw % 1st Half: 4-8 50.0%	2nd Half: 6-10 60.0%	Game: 55.6%									

HOME: Colorado 4-1

## Player	fg-a	3fg-a	ft-a	of de	tot	pf	tp	a	to bk	s	min
14 Malcom-Peck, Meagan f	3-7	1-3	0-0	4	6	4	7	1	2	0	36
22 Spears, Brittany f	4-16	1-7	2-2	3	8	11	3	11	3	1	39
34 Dunn, Courtney c	1-1	0-0	0-0	2	2	2	2	1	0	0	13
01 Fressle, Alyssa g	0-2	0-0	0-0	1	0	1	0	0	0	0	10
23 Jeffery, Chucky g	6-9	0-0	2-4	0	5	5	2	14	4	2	33
02 Smith, Bianca	7-13	0-1	2-2	1	3	4	1	22	0	1	30
03 Houston, Whitney	1-3	0-1	0-0	1	2	1	2	1	2	0	08
15 Seabrook, Julie	0-0	0-0	0-0	0	0	0	2	0	0	0	00
24 Malcom-Peck, Brenna	0-1	0-1	0-0	0	0	0	0	0	0	0	00
32 Mullaney, Kelly Jo	3-7	1-2	2-2	0	0	0	1	9	4	1	00
TEAM											
Totals.....	25-59	9-25	8-10	10	21	31	16	67	14	2	8 200
TOTAL FG% 1st Half: 13-27 48.1%	2nd Half: 12-32 37.5%	Game: 42.4%	DEADBALL								
3-Pt. FG% 1st Half: 5-12 41.7%	2nd Half: 4-13 30.8%	Game: 36.0%	REBOUNDS								
F Throw % 1st Half: 2-3 66.7%	2nd Half: 6-7 85.7%	Game: 80.0%									

Officials: Michael Price, Joe Cunningham, Jules Gallien
Technical fouls: Colorado-None. Harvard-None.
Attendance: 2096

Score by Periods	1st	2nd	Total
Harvard	32	33	65
Colorado	33	34	67

BOULDER - Freshman guard Chucky Jeffery hit a driving layup with five seconds remaining to give Colorado the Omni Hotels Classic title with a 67-65 win over Harvard in the Championship game at the Coors Events Center.

After Harvard's Victoria Lippert sank two free throws to tie the game at 65-65 with 0:35 left, the Buffaloes put the ball in the hands of Jeffery for the final possession. Jeffery, who finished with 14 points, ran the clock down at the top and left of the 3-point arc and broke down the middle of the lane for the decisive score as the shot clock expired.

Harvard guard Brogan Berry raced down the court with the ball, but her 30-foot 3-pointer bounced off the front of the rim as Colorado improved to 4-1 overall for the first time since 2003-04.

"It's real exciting," Jeffery said. "Being a freshman and having the coaches trust me enough to put the ball in my hands to make the last shot feels real good. I'm so excited."

Jeffery's chance was born from a similar possession at the end of the first half. Leading 31-29, CU ran down the clock late in the first half where Jeffery was able to get into the paint to score to put CU up four with :07 left. However, she went too early, giving Harvard time to get set on the other end where Christine Matera connected on a 3-pointer at the buzzer.

Despite going too early, CU head coach Kathy McConnell-Miller knew Jeffery was an option at the end.

"Why put the ball in a freshman's hands? The determining factor at that point was how Chucky handled that possession at the end of the first half: we had set it up for a drive and she had gone a little too early, but with that said she made it."

It was also the Harvard defense. The Crimson were clamping down on CU's outside shot, which had generated nine 3-point buckets during the game. Jeffery had also been able to get to the rim on three possessions before the final drive.

"At the end of the game we basically ran a variation of the play and at that time really dictated the time she went to the rim and had our two shooters spotted up waiting on her. She executed it and I'm proud of her."

Her shooters on the wings were captains Brittany Spears and Bianca Smith, and even though they didn't get the call on the final play, there wouldn't have been a final play for Jeffery if it wasn't for their strong performances.

Smith had a season-high 22 points off the bench, hitting 6-of-11 3-point shots. Spears recorded her third double-double in five games with 11 points and 11 rebounds. Jeffery, Smith and Spears were each named to the All-Tournament team. Spears, who had 20 points in Friday's game against Georgia Southern, was the Tournament MVP.

Emma Markley led Harvard Saturday night with 24 points, on 10-of-15 shooting, and four blocks. Her 10 blocks over the two games, set a Classic record.

CU was fighting from behind all night. The Crimson led by as much as nine in both halves, while the Buffs' largest lead was four.

Harvard led 46-37 with 14:35 remaining, when the Buffaloes, led by Smith tightened the game for good. Smith hit two of her six 3's to cut the Harvard advantage to 48-43.

Jackie Alemany made good on a long 3-pointer to put HU back up by six. Spears countered with a couple free throws and HU led 52-47.

The Buffaloes gobbled up that lead with a pair of 3-pointers. Freshman Meagan Malcom-Peck hit the first one from the corner and Kelly Jo Mullaney hit one from the top of the key to give CU a 53-52 lead. The score stayed within four points for the rest of the way.

Game 6 COLORADO 84, DENVER 57 Dec. 2, 2009, Boulder, Colo. (Coors Events Center)

VISITORS: Denver 1-4

## Player	fg-a	3fg-a	ft-a	of de	tot	pf	tp	a	to bk	s	min
21 Robinson, Ashley	f 1-6	0-0	9-12	2	6	8	3	21	2	3	14
24 Murdoch, Kaetlyn	f 10-15	0-0	3-6	1	4	5	3	13	3	1	34
04 Culberson, Brianna	g 6-11	0-1	0-0	1	4	5	3	12	2	4	01
05 Rice, Britteni	g 1-3	0-0	3-4	0	0	0	2	5	3	1	11
13 Smith, Emiko	g 0-1	0-0	4-4	0	1	3	4	6	1	1	36
01 Palmere, Laura	0-2	0-0	0-0	0	0	0	2	0	0	4	00
23 Gortarez, Patricia	0-0	0-0	0-0	0	0	0	0	0	0	1	00

BOX SCORES



Game 7

COLORADO 80, SETON HALL 54

Dec. 6, 2009, Boulder, Colo. (Coors Events Center)

VISITORS: Seton Hall 5-4

##	Player	fg-a	3fg-a	ft-a	of	de	tot	pf	tp	a	to	bk	s	min
15	Emery, Nicole	f 2-12	0-1	0-2	1	2	1	2	4	0	1	0	0	20
34	Curry, Letitia	f 2-9	0-0	0-2	3	6	9	2	4	1	1	0	0	20
42	Green, Kandice	f 7-13	0-0	2-2	5	2	7	2	16	0	1	0	1	35
01	Booker, Ashley	g 0-2	0-0	0-0	0	0	0	0	0	0	1	0	1	14
24	Williams, Ebonie	g 7-12	3-5	2-2	3	5	8	1	19	1	1	0	0	35
02	Morris, Brittany	0-3	0-3	0-0	0	0	0	0	0	0	0	0	1	5
05	Joseph, Kashmere	0-0	0-0	0-0	0	0	0	0	0	0	0	0	0	2
13	Maseko, Alexandra	0-0	0-0	0-0	0	0	0	0	0	0	0	0	0	1
21	Heber, Shana	1-7	0-1	0-0	1	3	4	0	2	7	4	0	0	27
22	Green, Terry	3-9	0-4	0-0	1	1	2	6	1	1	0	1	0	21
25	Wood, Whitney	1-3	1-2	0-0	1	2	3	3	0	0	0	0	0	10
	TEAM				4	4								
	Totals.....	23-70	4-16	4-6	18	19	37	11	54	10	11	1	3	200

TOTAL FG%	1st Half: 12-36 33.3%	2nd Half: 11-34 32.4%	Game: 32.9%	DEADBALL
3-Pt. FG%	1st Half: 2-7 28.6%	2nd Half: 2-7 22.2%	Game: 25.0%	REBOUNDS
F Throw %	1st Half: 4-6 66.7%	2nd Half: 0-0 0.0%	Game: 66.7%	1

HOME: Colorado 6-1

##	Player	fg-a	3fg-a	ft-a	of	de	tot	pf	tp	a	to	bk	s	min
14	Malcolm-Peck, Meagan f	3-5	1-1	0-0	3	2	5	2	7	2	1	0	33	
22	Spears, Brittany f	8-13	5-8	3-4	1	11	12	1	24	2	2	2	35	
34	Dunn, Courtney c	3-7	0-1	1-1	1	3	4	1	7	3	0	1	27	
01	Fressle, Alyssa g	5-10	0-0	0-0	1	2	10	3	3	0	1	27		
23	Jeffery, Chucky g	8-12	2-3	1-2	1	5	6	1	19	6	5	0	35	
02	Smith, Bianca	3-7	3-6	2-2	0	5	5	1	11	0	0	0	17	
03	Houston, Whitney	1-2	0-0	0-0	0	1	1	0	5	0	0	0	2	
04	Blythe, Britney	0-0	0-0	0-0	0	0	0	0	0	0	0	0	0	
15	Seabrook, Julie	0-0	0-0	0-1	1	2	0	0	0	0	0	0	2	
21	Dale, Chelsea	0-0	0-0	0-0	0	0	0	0	0	0	0	0	0	
24	Malcolm-Peck, Brenna	0-1	0-1	0-0	0	0	0	0	0	0	0	0	2	
32	Mullaney, Kelly Jo	0-1	0-1	0-0	0	0	0	0	0	0	1	0	1	
	TEAM				1	2								
	Totals.....	31-58	11-21	7-9	9	30	39	7	80	21	13	4	7	200

TOTAL FG%	1st Half: 16-29 55.2%	2nd Half: 15-29 51.7%	Game: 53.4%	DEADBALL
3-Pt. FG%	1st Half: 7-11 63.6%	2nd Half: 4-10 40.0%	Game: 52.4%	REBOUNDS
F Throw %	1st Half: 0-0 0.0%	2nd Half: 7-9 77.9%	Game: 77.8%	1

Officials: Roy Gulbeyan, Brenda Pantoja, Kelly Johnson
 Technical fouls: Colorado-None. Seton Hall-None.
 Attendance: 2185

Score by Periods	1st	2nd	Total
Seton Hall	30	24	54
Colorado	39	41	80

BOULDER - Pay-back is sweet, and the Colorado women's basketball team savored it Sunday afternoon.

Even sweeter, though, is progress - and that's what Buffaloes coach **Kathy McConnell-Miller** savored most during her team's 80-54 dismantling of Seton Hall at the Coors Events Center.

"Everyone's asked me what I'm most pleased about," McConnell-Miller said following the Buffs' atonement for last season's dismaying 37-point loss. "I'm most pleased about what's happened over a 12-month period - how our returning players have bought in, stay focused, how they've embraced our return players . . . I'm most pleased about our development and our progress."

Still, averting that December debacle in South Orange, N.J., was important to McConnell-Miller's players.

"Last season was an embarrassment . . . it was important for us to come out today and get a 'W,'" said CU junior forward **Brittany Spears**, who responded with her 19th career double-double and fourth of the season. She scored 24 points and collected 12 rebounds, with her five three-pointers a career best.

CU freshman **Chuckey Jeffery** added a career-high 19 points and six assists, while sophomore **Alyssa Fressle** contributed a season-best 10 - all in an early second-half run that helped the Buffs ice the game. Senior **Bianca Smith** chipped in with 11, including three of CU's 11 three-pointers.

Winning their fourth consecutive game and fifth straight at the Events Center, the Buffs improved to 6-1, with that start the program's best since 2003-04 when former coach **Geal Barry's** team opened 12-1.

The Buffs led by nine (39-30) at halftime, but were up by as many as 14 on two previous occasions. The best the Pirates (5-4) could do in the first 20 minutes was fashion a pair of early ties and pull to 21-19 before CU went on a 9-2 run.

Meagan Malcolm-Peck, a 6-foot-2 freshman, keyed that spurt, scoring seven of the Buffs points in the run and finishing with that total.

Spears was more than the Pirates could handle in the first 20 minutes, hitting seven of her eight field goal attempts - including four of five treys - for 18 points. (She averages 18.7.)

CU hit 31-of-58 field goal attempts (53.4 percent) and was 11-for-21 (52.4 percent) from behind the arc.

The Buffs had to survive themselves in the opening 6 minutes, when they suffered a turnover a minute. But that dirty half-dozen was all CU would commit for the remainder of the half, and their first-half assist total (12 on 16 field goals) doubled their errors. They finished with a season-best 21 assists.

It was a far better effort by the Buffs than in last season's meeting, when they managed but 13 first-half points on the Pirates' home court and trailed 43-13 in a blowout victory Seton Hall later would tout as "perhaps its finest performance of the season."

Fueled by 10 points from Fressle, the Buffs opened the second half with a 14-2 run and took their largest lead to that point - 53-32 - with 14:45 remaining.

Four minutes later, CU increased its advantage to 61-36 on a free throw by Jeffery and her layup on the next possession. But Seton Hall followed with a 15-2 run to make the final 6:42 more interesting than the Buffs had planned.

The Pirates closed to 63-51 before a pair of free throws by Spears and a trey by Jeffery ighted the Buffs and sent the Pirates packing.

McConnell-Miller said even with the big leads, she never felt that relaxed or in control of the game: "I am never to the point where I feel like we can rest . . . I like to reinforce that we teach them to play every possession as if the score is tied. I hope at no point that I ever let up or think that it was in hand."

With the exception of a lapse here and there, her team played like it got the message. Seton Hall got it, too.

Game 8

COLORADO STATE 69, COLORADO 61

Dec. 11, 2009, Fort Collins, Colo. (Moby Arena)

VISITORS: Colorado 6-2

##	Player	fg-a	3fg-a	ft-a	of	de	tot	pf	tp	a	to	bk	s	min
14	Malcolm-Peck, Meagan f	5-8	2-2	0-2	5	3	8	3	12	0	1	1	38	
22	Spears, Brittany f	5-12	3-3	2-2	3	6	9	3	15	2	5	2	37	
34	Dunn, Courtney c	0-2	0-1	0-0	1	2	3	1	0	3	1	0	16	
01	Fressle, Alyssa g	2-8	0-3	1-1	0	4	4	1	5	0	1	0	25	
23	Jeffery, Chucky g	1-7	0-1	2-2	1	7	8	4	4	1	4	1	21	
02	Smith, Bianca	6-18	3-12	4-4	0	3	3	4	19	0	1	0	19	
03	Houston, Whitney	2-6	0-1	0-0	0	0	0	5	4	1	2	0	14	
15	Seabrook, Julie	0-0	0-0	0-0	0	0	0	0	0	0	0	0	1	
21	Dale, Chelsea	0-1	0-0	0-0	0	0	0	0	1	0	1	0	0	
32	Mullaney, Kelly Jo	1-4	0-1	0-0	0	2	2	1	2	1	1	0	15	
	TEAM				6	6								
	Totals.....	22-66	8-24	9-11	16	27	43	25	61	9	16	4	7	200

TOTAL FG%	1st Half: 11-32 34.4%	2nd Half: 11-34 32.4%	Game: 33.3%	DEADBALL
3-Pt. FG%	1st Half: 4-10 40.0%	2nd Half: 4-14 28.6%	Game: 33.3%	REBOUNDS
F Throw %	1st Half: 5-5 100%	2nd Half: 4-6 66.7%	Game: 81.8%	4

HOME: Colorado State 7-3

##	Player	fg-a	3fg-a	ft-a	of	de	tot	pf	tp	a	to	bk	s	min
05	Mestdagh, Kim	f 5-17	2-9	0-0	0	4	4	1	12	3	1	0	1	35
11	Heinstra, Meghan f	1-3	0-0	5-8	1	5	6	3	7	1	2	3	31	
02	Barbee, Bonnie g	1-8	1-4	2-2	0	4	4	3	5	1	2	0	22	
10	Van Den Adel, Natalie g	3-7	1-2	7-9	5	1	6	3	14	3	3	0	31	
23	Simmons, Zoi g	2-5	1-1	8-9	0	6	6	1	13	2	1	0	31	
01	Van Grinsven, Chaitila	5-13	1-3	5-5	3	6	9	3	16	2	2	0	26	
24	Kennedy, Chantel	0-1	0-0	0-0	1	2	0	0	1	0	1	0	15	
54	Cooke, Erin	1-2	0-0	0-0	1	0	1	0	2	0	2	0	9	
	TEAM				4	7								
	Totals.....	18-56	6-19	27-33	15	30	45	14	69	12	16	3	5	200

TOTAL FG%	1st Half: 5-28 17.9%	2nd Half: 13-28 46.4%	Game: 32.1%	DEADBALL
3-Pt. FG%	1st Half: 3-10 30.0%	2nd Half: 3-9 33.3%	Game: 31.6%	REBOUNDS
F Throw %	1st Half: 10-13 76.9%	2nd Half: 17-20 85.0%	Game: 81.8%	2

Officials: Michael Price, Lisa Jones, Melissa Barlow
 Technical fouls: Colorado-None. Colorado State-None.
 Attendance: 1673

Score by Periods	1st	2nd	Total
Colorado	31	30	61
Colorado State	23	46	69

FORT COLLINS - Following the bad example set by their male counterparts 24 hours earlier, the Colorado women's basketball team played in spurts Friday night and paid for it with an ugly loss.

Colorado State, with only eight available players, overcame miserable early shooting and a 16-point first-half deficit to defeat CU 69-61 in Moby Arena. On the same court Thursday night, the CSU men outworked and overran the CU men, 77-62.

"I told them this was one that was going to stick with us all week," Buffaloes coach **Kathy McConnell-Miller** said. "We need to learn how to put teams away. We need to learn how to be efficient down the stretch."

CU (6-2) was everything but efficient, losing its big first-half lead, its momentum and eventually unraveling to lose for the first time in five games.

Senior **Bianca Smith** led the Buffs with 19 points, while **Brittany Spears** added 15 and **Meagan Malcolm-Peck** 12. Four of the Rams' eight players finished in double figures, led by **Chaitila Van Grinsven** with 16.

CU led for the final time, 55-54, on a layup by Spears with 2:57 to play. But from that point, CSU (7-3) went on a 7-0 run to move ahead 61-55. The Buffs never got closer than four points for the remainder of the game, self-destructing with four of their 16 turnovers in the final 2:20.

Meanwhile, the Rams put the game away by making 11 of 12 free throws in the final 1:52. They finished the game 27-of-33 from the foul line while the Buffs hit 9-of-11.

CSU also outrebounded CU 45-43, including 15 offensive rebounds, and outscored the Buffs 20-13 in second-chance points.

At times, McConnell-Miller said, the Buffs "played extremely hard . . . they really wanted it. But at times, I thought whether it was a lack of communication on defense or a quick shot that led to a run by them, it wasn't a lack of preparation or effort."

"It was just a mindset of we settled . . . often and early in the shot clock." "Not much went right for the Rams in the early going, but taking advantage of the Buffs' proclivity for fouling was among them. CU committed 11 first-half fouls, reaching seven fouls (single bonus) with 10:49 left in the half and 10 fouls (double bonus) at 4:14 before intermission.

As a result, CSU hit 10-of-13 first-half free throws - and needed every one of them. A little over 13 minutes into the first half, the Rams had connected on only one of 14 field goal attempts (7.1 percent) and had fallen behind by 16 (27-11).

But what had all the earmarks of a possible blowout suddenly changed. Then, CSU found its range - relatively speaking. Over the final 5:03 of the half, the Rams outscored the Buffs 12-4 and went to the locker room trailing 31-23.

Of letting CSU back into the game before intermission, McConnell-Miller said, "Whether I let up, whether I went too deep in the bench - I'll take responsibility for that . . . they capitalized and we sent them into the half on a little momentum."

Still, CSU's first-half shooting was horrid and CU's wasn't much better. The Rams hit only five of their 28 (17.9 percent) field goal attempts, while the Buffs were 11-for-32 (34.4%).

Outscoring the visitors 11-2 over the first 4 minutes of the second half, CSU pulled to 33-32 on a pair of Van Grinsven free throws then took a 34-33 lead - the Rams' first since 3-2 - on a layup by Natalie van Den Adel.

The Buffs answered with a 7-0 run - five of the points came courtesy of Spears - to reclaim a six-point lead (40-34). Just as quickly, though, CSU leading scorer **Kim Mestdagh** (19.4) scored seven consecutive points and **Erin Cooke** hit a layup - and the Rams went back ahead 43-42 with 11:51 left.

The next 4 minutes belonged to Smith and the Buffs. Relishing her off-the-bench role, the senior hit back-to-back treys to push CU in front 50-46.

Over the next 6 minutes, five of the game's 13 lead changes occurred. But in the final 1:30, the Rams went up six points and the Buffs fundered.

Game 9

COLORADO 88, SOUTHERN UTAH 36

Dec. 16, 2009, Boulder, Colo. (Coors Events Center)

VISITORS: Southern Utah 3-8

##	Player	fg-a	3fg-a	ft-a	of	de	tot	pf	tp	a	to	bk	s	min
----	--------	------	-------	------	----	----	-----	----	----	---	----	----	---	-----



BOX SCORES

Game 10
COLORADO 86, SAN JOSE STATE 50
 Dec. 22, 2009, Boulder, Colo. (Coors Events Center)

VISITORS: San Jose State 3-8

##	Player	fg-a	3fg-a	ft-a	of	de	tot	pf	tp	a	to	bk	s	min
21	Hall, Marnesha	f 2-5	0-0	1-2	2	1	3	2	5	0	1	0	1	21
33	Ridge, Shauna	f 2-7	0-2	0-0	4	4	8	0	4	2	4	0	1	37
10	Shavers, Chasity	g 5-20	0-7	6-9	1	1	2	3	16	2	4	1	2	32
04	Sumler, Sajja	g 2-8	0-0	1-2	6	4	10	3	5	2	8	0	3	36
11	Finnegan, Rachel	g 0-1	0-0	0-0	0	5	5	2	0	1	1	0	1	17
02	Bradley, Britney	1-4	0-0	2-2	1	3	4	0	4	1	2	0	0	12
03	Brown, Ashley	0-1	0-0	0-0	0	0	0	3	2	1	0	0	15	
14	Atoe, Palagi	1-2	0-1	0-0	1	1	2	2	0	2	0	1	8	
32	Hamilton, Dominique	0-0	0-0	0-0	0	0	0	0	0	0	0	0	3	
45	Marez, Samantha	7-13	0-2	0-0	1	2	3	14	0	2	0	1	19	
TEAM		4 1 5 1												
Totals.....		20-61	0-12	10-15	20	40	50	9	26	2	9	200		
TOTAL FG%		1st Half: 5-24 20.8%	2nd Half: 15-37 40.5%		Game: 32.8%		DEADBALL							
3-Pt. FG%		1st Half: 0-4 0.0%	2nd Half: 0-8 0.0%		Game: 0.0%		REBOUNDS							
F Throw %		1st Half: 3-4 75.0%	2nd Half: 7-11 63.6%		Game: 66.7%		3							

HOME: Colorado 8-2

##	Player	fg-a	3fg-a	ft-a	of	de	tot	pf	tp	a	to	bk	s	min
14	Malcolm-Peck, Meagan	f 2-4	0-1	0-0	4	6	10	1	4	3	1	3	4	24
22	Spears, Brittany	f10-15	2-4	6-7	3	5	8	1	28	2	3	0	3	26
34	Dunn, Courtney	c 4-8	0-0	0-0	0	3	3	8	1	1	0	0	19	
01	Fressle, Alyssa	g 3-6	0-1	0-0	1	0	1	2	6	4	2	0	0	21
23	Jeffery, Chucky	g 2-6	0-0	4-4	4	3	7	3	8	1	5	0	1	29
02	Smith, Bianca	8-15	6-13	3-3	0	1	1	0	25	0	1	0	3	17
03	Houston, Whitney	1-4	0-0	0-0	0	0	0	1	2	3	0	0	1	12
04	Blythe, Britney	0-1	0-1	0-0	0	0	0	0	0	1	0	0	0	5
15	Seabrook, Julie	0-0	0-0	0-0	2	2	4	0	0	1	0	0	8	
21	Dale, Chelsea	0-2	0-1	2-2	0	2	2	0	2	0	1	0	0	8
24	Malcolm-Peck, Brenna	1-1	0-0	0-0	1	1	2	0	2	1	0	0	13	
32	Mullaney, Kelly Jo	0-3	0-1	1-2	0	0	0	1	1	1	0	0	13	
42	Bailey, Kailah	0-0	0-0	0-0	1	1	0	0	1	0	0	1	0	10
55	MacFarlane, Melissa	0-0	0-0	0-0	0	0	0	1	0	0	0	2	0	5
TEAM		1 1 2												
Totals.....		31-66	8-24	16-18	16	23	39	13	86	17	5	13	200	
TOTAL FG%		1st Half: 17-37 45.9%	2nd Half: 14-29 48.3%		Game: 47.0%		DEADBALL							
3-Pt. FG%		1st Half: 5-16 31.3%	2nd Half: 3-8 37.5%		Game: 33.3%		REBOUNDS							
F Throw %		1st Half: 7-8 77.8%	2nd Half: 9-9 100%		Game: 88.9%		1							

Officials: Lisa Jones, Michael Price, Eric Larson
Technical fouls: Colorado-None. San Jose State-None.
Attendance: 2783

Score by Periods	1st	2nd	Total
San Jose State	13	37	50
Colorado	46	40	86

BOULDER - Explosive starts are beginning to become the norm for the Colorado women's basketball team. And with Big 12 Conference play rapidly approaching, that's a very good trend to be setting.

For the second consecutive game, the Buffaloes sprinted to a decisive halftime lead, then maintained most of their aggressiveness in the second half en route to an impressive victory.

On Tuesday night at the Coors Events Center, CU's strong opening act laid the groundwork for an 86-50 demolition of San Jose State in the second game of a men's/women's doubleheader.

"We had a great first half," CU coach **Kathy McConnell-Miller** said. "We executed our game plan as to how we were going to defend their sets... we handled their sets."

Junior **Brittany Spears** and senior **Bianca Smith** handled the bulk of the Buffs scoring, riddling the Spartans for 28 and 25 points, respectively.

"I know I like a heck of a lot about this team," McConnell-Miller said. "I definitely feel like I have one of the best players in the Big 12 and one of the best shooters."

Spears' 28 points were the most scored by a CU player this season, and Smith's 25 were her season-best.

Smith again came off the bench - a role she's finding increasingly productive.

"My teammates are able to find me on the floor for open shots," she said, adding she believes she's able to capitalize on opponents being tired while she enters the game fresh.

Smith's 25 allowed CU's bench to outscore San Jose State State's 32-20.

The Buffs' defense also did its part, accounting for double-digit steals (13) for the sixth time in 10 games. CU got 18 fast-break points to the visitors' four.

In their previous game - an 88-36 blowout of Southern Utah four nights earlier - the Buffs bolted to a 24-0 lead, then went up 40-4 and 49-5 before going to the locker room with a 53-11 halftime lead.

That big advantage at intermission must have been gratifying and worth trying to duplicate, for the Buffs fashioned a 46-13 halftime bulge against the Spartans.

The 24 combined first-half points yielded to Southern Utah and San Jose State was the lowest ever for CU, coming in below the 27 allowed in back-to-back first halves in the 2001-02 season to San Diego State (18) and Bowling Green (9).

McConnell-Miller attributed her team's consecutive fast starts to her and her staff introducing more concepts to her players and giving them more rest on game day. Then, there's the built-in energy of playing at home, where the Buffs are 7-0 this season.

After CU scored the first four points Tuesday night, San Jose State coach Pam DeCosta called a timeout to settle her troops. The short time together didn't help.

Before the Spartans and DeCosta, a former student at Mesa State and Metro State, could digest what was transpiring, the Buffs had gone up 17-3 and were in control of the opening half behind the torrid Spears (20) and Smith (17).

Spears hit seven of her 10 first-half field goal attempts, five-of-six free throws and adding a pair of steals in only 14 minutes. Not to be outdone, Smith caned seven of her 11 shots from the field, including four of nine three-point attempts.

Defensively, the Buffs tormented the Spartans, recording 11 of their 13 steals in the first-half and adding two of their five blocked shots. The visitors shot just 20.8 percent from the field (5-of-24) in falling behind by 33 points at the break and finished at 32.8 percent (20-of-61) from the field.

Rather than back off after intermission, CU once again started at full speed and rolled to a 53-19 advantage in the second half's first 5 minutes. By the halfway point, CU had increased its advantage to 63-25, and San Jose State was zapped.

Game 11
COLORADO 92, GRAMBLING STATE 43
 Dec. 30, 2009, Boulder, Colo. (Coors Events Center)

VISITORS: Grambling State 3-6

##	Player	fg-a	3fg-a	ft-a	of	de	tot	pf	tp	a	to	bk	s	min
04	Brown, Whitney	f 2-6	0-1	5-6	2	2	4	3	9	0	5	0	1	30
00	Cooper, Ashley	g 2-6	0-1	3-6	2	1	3	0	7	0	5	0	2	20
01	Marshall, Kiara	g 1-5	1-4	2-2	0	2	2	0	5	0	4	0	0	26
12	Watson, Alexis	g 2-6	0-3	0-0	0	0	0	2	4	0	1	0	0	18
13	Blocker, Jasher	g 0-2	0-0	2-4	1	4	5	0	2	1	2	0	2	26
03	Johnson, Bre'anna	3-8	1-2	0-0	1	1	0	1	0	7	0	1	1	17
20	Brown, Deleisa	1-3	0-0	1-2	1	0	1	2	3	3	1	0	1	16
22	Dobbins, Rachele	2-13	0-0	0-1	1	2	3	4	1	8	0	1	23	
50	McGowan, Bianca	1-4	0-0	0-0	0	2	2	2	0	1	1	2	24	
TEAM		3 1 4												
Totals.....		14-53	2-11	13-20	10	14	24	12	43	5	28	2	9	200
TOTAL FG%		1st Half: 7-22 31.8%	2nd Half: 7-31 22.6%		Game: 26.4%		DEADBALL							
3-Pt. FG%		1st Half: 1-4 25.0%	2nd Half: 1-7 14.3%		Game: 18.2%		REBOUNDS							
F Throw %		1st Half: 5-10 50.0%	2nd Half: 8-10 80.0%		Game: 65.0%		4							

HOME: Colorado 9-2

##	Player	fg-a	3fg-a	ft-a	of	de	tot	pf	tp	a	to	bk	s	min
14	Malcolm-Peck, Meagan	f 4-9	1-5	2-4	4	3	7	3	11	1	1	3	2	27
22	Spears, Brittany	f 8-15	2-5	2-2	0	4	4	1	20	6	4	1	4	26
34	Dunn, Courtney	c 2-4	2-2	2-2	3	5	8	1	8	4	0	1	24	
01	Fressle, Alyssa	g 4-4	0-1	0-0	1	2	1	2	1	2	1	0	14	
03	Houston, Whitney	g 2-3	1-1	0-0	0	1	1	0	5	1	2	0	1	14
02	Smith, Bianca	3-8	2-6	0-0	0	1	1	2	8	2	0	1	0	16
04	Blythe, Britney	0-0	0-0	0-0	0	1	0	0	1	2	0	0	9	
15	Seabrook, Julie	1-2	0-0	2-2	5	4	4	1	4	0	0	0	16	
21	Dale, Chelsea	4-4	2-2	1-1	0	3	3	1	1	2	0	0	15	
24	Malcolm-Peck, Brenna	2-3	2-3	0-0	0	0	0	1	6	2	1	0	13	
32	Mullaney, Kelly Jo	5-6	1-2	0-0	5	5	11	2	1	0	0	18		
42	Bailey, Kailah	0-0	0-0	0-0	1	1	0	0	1	0	0	1	0	2
55	MacFarlane, Melissa	1-1	0-0	0-0	0	2	2	1	2	0	1	0	1	6
TEAM		1 1 2												
Totals.....		35-59	13-27	9-11	10	32	42	18	92	21	26	4	12	200
TOTAL FG%		1st Half: 16-31 51.6%	2nd Half: 19-28 67.9%		Game: 59.3%		DEADBALL							
3-Pt. FG%		1st Half: 6-16 37.5%	2nd Half: 7-11 63.6%		Game: 48.1%		REBOUNDS							
F Throw %		1st Half: 7-8 87.5%	2nd Half: 2-3 66.7%		Game: 81.8%		2							

Officials: Brenda Pantoja, Michol Murray, Bill Larance
Technical fouls: Colorado-None. Grambling State-None.
Attendance: 2107

Score by Periods	1st	2nd	Total
Grambling State	20	23	43
Colorado	45	47	92

BOULDER - With January looming and the calendar about to flip, the Colorado women's basketball team finally can dispense with the appetizers and get to the meat of the schedule.

The Buffaloes believe they're hungry enough to proceed and succeed.

They romped through a final tune up for Saturday's visit by nationally ranked Virginia by devouring Grambling State 92-43 on Wednesday night at the Coors Events Center.

Junior **Brittany Spears** led the Buffs with 20 points, and freshman **Meagan Malcolm-Peck** and juniors **Kelly Jo Mullaney** and **Chelsea Dale** added 11 each.

CU coach **Kathy McConnell-Miller** used 13 players, with 11 of them scoring.

Only freshman point guard **Chuckey Jeffery**, wearing a protective boot on her sprained right ankle, didn't see any court time but she's expected to play against UVA.

In Jeffery's absence, junior **Whitney Houston** made her second start of the season.

CU remained unbeaten (8-0) at home and improved to 9-2. But the schedule gets progressively tougher over the next week.

No. 23/21 Virginia is at the Events Center Saturday (3:30 p.m., FSN Rocky Mountain) and Big 12 Conference play opens a week later against Missouri (noon, FSN). In between is a Monday contest (7 p.m.) against Yale.

McConnell-Miller, a UVA alum and former point guard, called the Cavaliers "a quality team" that will offer the Buffs a chance to gauge their progress. But even in Wednesday night's rout, she claimed she saw her team advance in several areas.

"I was really pleased with our defense," she said. "We spent a lot of time preparing for Grambling's sets... and they couldn't run them in the first half. We just really took them out of what they wanted to run."

"On the offensive end, we didn't settle - we made the extra pass... I loved the way we executed. The way we finished the game with the players we had on the floor, I thought it was the first time we were that consistent for a 40-minute period."

"The players that came off the bench really picked up where the starters left off."

CU's bench outscored Grambling's 42-16.

The Lady Tigers, losing their fourth consecutive game and dropping to 3-6, didn't start a player over 5-foot-9 and had no player on the roster over 6-0.

Thus, the Buffs could have been expected to dominate the boards - and they did, 42-24. They also outscored the visitors 38-22 in the paint and got 32 points off of 28 turnovers (CU committed 26).

As they did in their two previous runaway wins, the Buffs bolted to a significant halftime lead against the Lady Tigers and coasted in the final 20 minutes.

Counting Wednesday night's 25-point halftime lead, CU's average margin at intermission since losing 69-61 at Colorado State on Dec. 11 has been 33 points.

The Buffs fashioned their 45-20 halftime advantage over the Lady Tigers by shooting 51.6 percent from the field (16-of-31) and forcing 16 Grambling turnovers that were converted into 19 points.

During one 4-minute stretch, CU hit four three-pointers in five possessions, opening an 18-point lead that waltzed the visitors.

Then, the Buffs opened the second half with a 13-3 run, quickly building a 58-23 advantage and stretching it to 69-27 with 11:57 remaining. McConnell-Miller used the final 10 minutes to give her reserves court time.

Grambling never led, and CU led by 51 with 1:23 minutes to play. The Buffs' 92 points were their most since hitting 93 against CSU on Nov. 19, 2008.

Game 12
#23/21 VIRGINIA 74, COLORADO 59
 Jan. 2, 2010, Boulder, Colo. (Coors Events Center)

VISITORS: Virginia 10-3

##	Player	fg-a	3fg-a	ft-a	of	de	tot	pf	tp	a	to	bk	s	min
32	Hartig, Jayna	f 0-0	0-0	0-0	1	2	0	0	2	0	0	0	0	6
01	Crosby, China	g 0-1	0-0	0-0	1	0	1	0	0	0	0	0	0	1
04	Egwu, Simone	g 3-5	0-0	3-4	1	3	4	2	9	0	1	0	0	19
15	Moorer, Ariana	g 0-8	0-2	4-4	0	3	3	4	4	2	1	0	3	29
22	Wright, Monica	g10-19	1-1	3-4	3	4	7	5	24	1	4	0	3	27
02	Edwards, Whitney	3-8	3-5	5-6	2	7	9	2	14	0	0	0	0	36
03	Kellum, Paulisha	1-3	0-0	6-8	1	3	4	3	8	4	1	0	2	30
14	Gerson, Lexie	2-3	1-1	0-0	1	1	2	5	1	2	0	0	16	
30	McCall, Telia	1-1	0-0	2-2	0	1	1	4	1	4	1	0	1	10
34	Edwards, Britny	0-0	0-0	0-0	0	0	0	0	0	0	0	0	0	10
50	Shine, Chelsea	2-6	0-0	2-2	3	4	7	1	6	1	1	1	1	25
TEAM		1 3 4 1												
Totals.....		22-54	5-9	25-30	13	30	43	20	74	12	12	1	10	200
TOTAL FG%		1st Half: 10-29 34.5%	2nd Half: 12-25 48.0%		Game: 40.7%		DEADBALL							
3-Pt. FG%		1st Half: 3-6 50.0%	2nd Half: 5-14 35.7%		Game: 55.6%		REBOUNDS							
F Throw %		1st Half: 8-10 80.0%	2nd Half: 17-20 85.0%		Game: 83.3%		2							

HOME: Colorado 9-3

##	Player	fg-a	3fg-a	ft-a	of	de	tot	pf	tp	a	to	bk	s	min
14	Malcolm-Peck, Meagan	f 0-4	0-3	0-0	2	4	6	4	0	2	4	2	35	
22	Spears, Brittany	f 5-15	3-9	7-10	2	6	8	3	20	2	3	0	2	39
34	Dunn, Courtney	c 2												

BOX SCORES



Game 13

COLORADO 78, YALE 71

Jan. 4, 2010, Boulder, Colo. (Coors Events Center)

VISITORS: Yale 4-8

# Player	fg-a	3fg-a	ft-a	of	de	tot	pf	tp	a	to	bk	s	min
11 Carter, Ashley	f 2-4	0-0	0-0	4	5	9	2	4	2	1	0	1	21
41 Gobrecht, Mady	f 4-9	0-0	6-7	5	2	7	1	14	3	0	2	1	28
44 Cashen, Michelle	f 9-10	0-0	0-0	3	8	11	3	18	1	5	1	1	30
04 Colborne, Melissa	g 2-9	0-3	1-3	0	3	3	2	5	4	4	0	0	28
10 Greenfield, Yoyo	g 3-13	1-6	2-2	0	1	1	2	9	1	1	0	2	26
00 Wright, Haywood	0-5	0-2	1-2	0	1	1	3	1	1	0	0	2	12
14 Messier, Allie	3-7	2-5	0-0	1	1	0	8	0	1	0	0	17	
15 Vasquez, Megan	4-10	1-3	1-1	2	3	5	4	10	2	3	0	1	22
21 Seelaus, Alicia	0-0	0-0	2-2	1	2	0	2	0	1	0	0	9	
23 von Kaepler, Erica	0-1	0-0	0-0	1	1	0	1	0	1	0	0	7	
TEAM				4	4								
Totals.....	27-68	4-19	13-17	20	25	45	17	71	15	18	3	8	200

TOTAL FG% 1st Half: 12-30 40.0% 2nd Half: 15-38 39.5% Game: 39.7% DEADBALL
3-Pt. FG% 1st Half: 1-8 12.5% 2nd Half: 3-11 27.3% Game: 21.1% REBOUNDS
F Throw % 1st Half: 9-12 75.0% 2nd Half: 4-5 80.0% Game: 76.5% 2

HOME: Colorado 10-3

# Player	fg-a	3fg-a	ft-a	of	de	tot	pf	tp	a	to	bk	s	min
14 Malcom-Peck, Meagan	f 7-11	4-4	1-1	0	1	1	1	19	2	3	0	1	35
22 Spears, Brittany	f 4-11	2-3	5-6	2	7	9	1	15	3	1	3	1	28
34 Dunn, Courtney	c 1-3	0-1	2-4	1	2	3	2	4	0	1	0	0	18
01 Fressle, Alyssa	g 4-12	0-0	1-2	1	1	2	3	9	3	1	0	1	28
23 Jeffery, Chucky	g 7-7	0-0	5-6	2	5	7	1	19	9	5	2	5	34
02 Smith, Bianca	2-9	2-5	4-4	0	3	3	10	0	3	1	2	23	
03 Houston, Whitney	0-1	0-0	0-0	0	1	0	0	0	1	0	0	3	3
15 Seabrook, Julie	1-2	0-0	0-0	2	2	0	2	2	0	0	0	0	4
21 Dale, Chelsea	0-2	0-1	0-0	0	1	1	1	0	0	0	0	0	12
24 Malcom-Peck, Brenna	0-1	0-0	0-0	0	0	0	0	1	0	0	0	3	3
32 Mullaney, Kelly Jo	0-1	0-0	0-0	2	2	4	1	0	0	0	0	1	12
TEAM				2	2								
Totals.....	26-60	8-14	18-23	12	23	35	15	78	18	15	6	11	200

TOTAL FG% 1st Half: 13-35 37.1% 2nd Half: 13-25 52.0% Game: 43.3% DEADBALL
3-Pt. FG% 1st Half: 4-9 44.4% 2nd Half: 4-5 80.0% Game: 57.1% REBOUNDS
F Throw % 1st Half: 3-4 75.0% 2nd Half: 15-19 78.9% Game: 78.3% 2

Officials: Melissa Barlow, Eric Larson, Randy Campbell
Technical fouls: Colorado-None. Yale-None.
Attendance: 1846

Score by Periods	1st	2nd	Total
Yale	34	37	71
Colorado	33	45	78

BOULDER - Colorado freshman **Meagan Malcom-Peck** had an immediate answer for her scoreless performance on Saturday in the Buffaloes' loss to nationally-ranked Virginia.

Atoneum game Monday night as Malcom-Peck scored a career-best 19 points to help prod the Buffs past the stubborn Yale Bulldogs, 78-71.

Fellow freshman Chucky Jeffery tied a career high with 19, junior Brittany Spears added 15 and senior Bianca Smith came off the bench to contribute 10. Jeffery also tied her career best in assists (nine of CU's 18) and steals (five of CU's 11) and collected seven rebounds.

"To tell you the truth, I didn't even think about (her scoreless Saturday)," Malcom-Peck said. "In the game, I wasn't thinking, 'Oh, I've got to score,' or anything like that. I definitely have to focus on finishing around the basket and knocking down shots and tonight, rebounding. (But) going scoreless is always an extra push just to finish your shots."

CU finished the non-conference portion of its schedule with a 10-3 record, including a 9-1 mark at the Coors Events Center. Yale lost its fifth consecutive game and fell to 4-8.

The Buffs open Big 12 Conference play Saturday against Missouri (Events Center, noon, FSN), and maybe that was part of their early problem - Yale being sandwiched between Saturday's encounter with No. 23 Virginia (a 74-59 loss) and the league opener.

"It was a tough time to have this game - no question," noted CU coach Kathy McConnell-Miller, adding after the emotionally taxing loss to the Cavaliers she spoke to the Buffs about "what type of team we are, what we want to be and how we want to respond. We are very happy with this win."

Yet for whatever reason, CU was out-hustled, out-worked and most definitely out-rebounded in Monday's first half. At one point, the Bulldogs had outboarded the Buffs 13-4. The first half ended with Yale holding a 28-14 advantage; the game ended with Yale on top 45-35.

One plausible reason for CU's early board problems: Courtney Dunn, the Buffs' 6-foot-4 center, picked up two fouls in the first two minutes and went to the bench for the remaining 18.

Mainly because of that major rebounding deficit, CU never led in the first 20 minutes and managed only two ties. The Bulldogs led by a point (34-33) at the break, and the Buffs might have felt fortunate to have been that close.

Yale head coach Chris Gobrecht substituted freely, taking a wholesale approach that usually featured subbing five players at a time. Still, the Buffs' bench was more productive, outscoring the Bulldogs 10-5 in the first half. But that turned after intermission and Yale's bench wound up with a 21-12 scoring advantage.

Spears, CU's top scorer (20.2 average), hit a trey for the Buffs' first points and didn't connect again before intermission. But she opened the second half with a layup that gave CU its first lead (35-34) of the night.

And the Buffs kept pushing, outscoring the Bulldogs 10-4 in the second half's first 2:49 to open a 43-36 advantage. Less than a minute later, they went up 46-38 - their largest margin of the night to that point - on a trey from the left wing by Malcom-Peck.

By the 14:17 mark, when Malcom-Peck drained another three and Jeffery converted a conventional three-point play, the Buffs had outscored the Bulldogs 20-7 for a 53-41 advantage.

CU pushed its lead to 15 three times in the final nine minutes before Yale closed to 74-67 with 57 seconds remaining. The Buffs closed it out with four free throws by Smith and Spears in the last 47.2 seconds.

Game 14

COLORADO 64, MISSOURI 48

Jan. 9, 2010, Boulder, Colo. (Coors Events Center)

VISITORS: Missouri 10-4, 0-1 Big 12

# Player	fg-a	3fg-a	ft-a	of	de	tot	pf	tp	a	to	bk	s	min
03 Hanneinan, Amanda	f 0-7	0-5	0-0	1	0	1	0	1	0	0	0	0	30
44 Jones, Shakara	f 6-12	1-1	2-2	3	2	5	0	15	1	5	0	0	21
50 Flores, Christine	f 3-10	0-0	4-7	1	9	10	2	10	0	2	0	1	29
11 Richbow, Toy	g 1-3	0-0	0-0	2	4	6	2	2	0	3	0	0	32
23 Brown, RaeShara	g 3-6	1-2	1-4	0	2	2	3	8	4	1	0	2	35
04 Johnson, Jessica	1-8	0-0	6-6	2	1	3	3	8	1	2	0	1	22
10 Otote, Jasmy	0-1	0-1	1-2	0	0	0	1	1	1	0	0	1	11
22 Brock, BreAnna	1-1	0-0	0-1	0	1	0	1	2	2	0	0	0	6
32 Scott, Marissa	1-2	0-1	0-0	0	1	1	0	2	2	1	0	0	12
34 Frazier, Kendra	0-0	0-0	0-0	1	1	0	0	1	0	0	0	2	7
TEAM				3	3								
Totals.....	16-50	2-10	14-22	13	20	33	14	48	10	16	0	4	200

TOTAL FG% 1st Half: 6-32 18.8% 2nd Half: 10-18 55.6% Game: 32.0% DEADBALL
3-Pt. FG% 1st Half: 0-7 0.0% 2nd Half: 2-3 66.7% Game: 20.0% REBOUNDS
F Throw % 1st Half: 3-7 42.9% 2nd Half: 11-15 73.3% Game: 63.6% 4

HOME: Colorado 11-3, 1-0 Big 12

# Player	fg-a	3fg-a	ft-a	of	de	tot	pf	tp	a	to	bk	s	min
14 Malcom-Peck, Meagan	f 3-5	0-1	1-2	0	5	5	3	7	0	1	2	0	27
22 Spears, Brittany	f 6-15	0-3	4-4	4	5	9	2	16	2	4	1	2	33
34 Dunn, Courtney	c 3-7	1-2	5-7	4	4	8	4	8	1	1	1	3	34
01 Fressle, Alyssa	g 4-7	0-0	3-4	2	3	5	3	11	3	1	0	1	36
23 Jeffery, Chucky	g 5-10	0-0	2-2	2	6	8	3	12	4	1	5	37	
02 Smith, Bianca	3-10	0-5	0-0	0	2	2	6	0	1	0	0	25	
04 Blythe, Britney	0-0	0-0	0-0	0	0	0	0	0	0	0	0	0+	
15 Seabrook, Julie	0-0	0-0	0-0	0	0	0	0	0	0	0	0	0+	
21 Dale, Chelsea	0-0	0-0	0-0	0	0	0	0	0	0	0	0	0+	
24 Malcom-Peck, Brenna	0-0	0-0	0-0	0	0	0	0	0	0	0	0	0+	
32 Mullaney, Kelly Jo	0-0	0-0	0-0	1	0	1	0	0	0	0	0	0	8
TEAM				3	3								
Totals.....	24-54	1-11	15-19	13	25	38	18	64	10	15	5	11	200

TOTAL FG% 1st Half: 11-31 35.5% 2nd Half: 13-23 56.5% Game: 44.4% DEADBALL
3-Pt. FG% 1st Half: 0-7 0.0% 2nd Half: 1-4 25.0% Game: 9.1% REBOUNDS
F Throw % 1st Half: 10-13 76.9% 2nd Half: 5-6 83.3% Game: 78.9% 1

Officials: Clarke Stevens, Mary Day, Scotty Herrmann
Technical fouls: Colorado-None. Missouri-None.
Attendance: 2406

Score by Periods	1st	2nd	Total
Missouri	15	33	48
Colorado	32	32	64

BOULDER - An opening statement was in order Saturday, and the Colorado women's basketball team penned what was expected of it.

In its 64-48 win against Missouri, CU was eloquent early, sluggish at mid-sentence and profound at the finish.

The punctuation mark: A 17-4 run over the final 5:54 that blunted an inspired Mizzou comeback and allowed the Buffaloes to open Big 12 Conference play in the proper context.

"It's great to open at home and come out with a win," CU coach **Kathy McConnell-Miller** said. "I'm very proud of my team. . . . Overall, a good performance, and I'm happy to be sitting here 1-0 in the Big 12."

Down by 17 points at halftime, the Tigers pulled to within three before the Buffs regained their offensive composure, ratcheted up their defense by going to a zone, then finally pulling away.

The Buffs, impeded to 11-3 overall (10-1 in the Coors Events Center), had four players in double figures, led by **Brittany Spears'** 16 points. **Chucky Jeffery** and **Courtney Dunn** added 12 each and **Alyssa Fressle** contributed 11.

CU made only one of its 11 three-point attempts - a season low. That late trey was courtesy of the 6-foot-4 Dunn, whose basket allowed the Buffs to extend their streak of consecutive games with a three-pointer to 150.

McConnell-Miller said waning confidence from behind the arc caused her team to pass up "a lot of open looks" and encounter difficulty with the shot clock on several late second-half possessions.

Plus, Missouri (10-4, 0-1) turned up its backcourt pressure on CU's ball handlers. But the Buffs trumped that by switching to the 2-3 zone and, noted McConnell-Miller, "The good news is that we responded to their run."

After trailing 32-15 at halftime, the Tigers steadily cut into the Buffs' lead until they'd narrowed the margin to 47-44 on a steal and layup by RaeShara Brown.

That basket capped a 14-3 Mizzou run during which the Buffs lost their offensive rhythm. But following a timeout by McConnell-Miller, CU switched from its man-to-man defense to the zone featuring Spears and Jeffery on top.

That, said McConnell-Miller, "made us very long and created a lot of steals and scoring through our defense."

Also, Jeffery said she and her teammates realized losing their big lead and allowing the Tigers back into the game "was not acceptable. When coach Miller called that timeout, she told us to relax and calm down."

"When we came out of the timeout, we had more energy with our defense and that's what really got us back into it. We went to the zone, got some steals and that gave us energy."

After the timeout, CU scored on consecutive layups by **Bianca Smith** and **Jeffery**, then added a pair of free throws by Spears.

That 6-0 run put the Buffs up by nine (53-44), and the Tigers appeared spent. CU kept up the pressure and closed it out with a flourish.

Jeffery finished with five of the Buffs' 11 steals. She also collected eight rebounds (Spears had nine) and dished out four of her team's 10 assists.

The Buffs enjoyed a 34-24 scoring advantage in the paint, with Dunn's dozen points a career best against a league opponent and her eight rebounds matching an overall career high.

Trailing only once (2-0) before intermission, the Buffs ended the half with an 11-0 run and posted a 32-15 halftime lead. Mizzou's 15 first-half points were the fewest the Buffs have allowed since holding Kansas to 14 in 2003. Also, CU's 17-point halftime bulge was its largest since being up by 24 against Iowa State in 2007.

Game 15

TEXAS TECH 74, COLORADO 61

Jan. 12, 2010, Lubbock, Texas (United Spirit Arena)

VISITORS: Colorado 11-4, 1-1 Big 12

# Player	fg-a	3fg-a	ft-a	of	de	tot	pf	tp	a	to	bk	s	min
14 Malcom-Peck, Meagan	f 2-7	1-4	0-0	0	1	1	2	5	0	1	1	0	27
22 Spears, Brittany	f 1-7	1-4	0-0	2	5	7	4	3	2	3	0	0	24
34 Dunn, Courtney	c 4-9	0-3	2-3	5	6	11	2	10	3	4	1	1	36
01 Fressle, Alyssa	g 4-11	1-3	3-7	2	1	3	4	12	4	0	0	3	30
23 Jeffery, Chucky	g 1-6	0-1	3-4	1	2	3	5	1	2	1	2	2	22
02 Smith, Bianca	5-14	4-9	4-4	1	5	6	2	18	1	1	0	2	30
15 Seabrook, Julie	0-0	0-0	0-0	0	0	0	0	0	0	0	0	0	2
21 Dale, Chelsea	0-2	0-1	0-0	0	1	0	1	0	0	0	0	0	3
24 Malcom-Peck, Brenna	0-0	0-0	0-0	0	0	0	0	0	0	0	0	0	2
32 Mullaney, Kelly Jo	3-8	2-3	0-2	3	0	3	3	8	1	0	1	0	22
55 MacFarlane, Melissa	0-0	0-0	0-0	0	0	0	0	0	0	0	0	0	2
TEAM				1	1								
Totals.....	20-64	9-28	12-20	15	20	35	21	61	12	14	3	9	200

TOTAL FG% 1st Half: 6-34 17.6% 2nd Half: 14-30 46.7% Game: 31.3% DEADBALL
3-Pt. FG% 1st Half: 3-15 20.0% 2nd Half: 6-13 46.2% Game: 32.1% REBOUNDS
F Throw % 1st Half: 4-6 66.7% 2nd Half: 8-14 57.1% Game: 60.0% 4

HOME: Texas Tech 13-3, 1-1 Big 12

</



BOX SCORES

Game 16

#20 IOWA STATE 68, COLORADO 62

Jan. 16, 2010, Boulder, Colo. (Coors Events Center)

VISITORS: Iowa State 13-3, 1-2 Big 12

##	Player	fg-a	3fg-a	ft-a	of	de	tot	pf	tp	a	to	bk	s	min
33	Poppens, Chelsea	f 2-5	0-0	0-1	0	3	3	2	4	0	2	0	0	13
55	Prins, Anna	c 2-7	0-0	3-6	3	2	5	3	7	0	2	0	0	15
04	Lacey, Alison	g 10-15	4-6	8-8	1	7	8	2	32	4	0	0	0	30
10	Stuckey, Denae	g 0-5	0-0	0-5	5	10	4	0	2	4	0	4	35	
11	Bolte, Kelsey	g 6-14	2-8	1-1	1	4	5	3	15	3	2	0	1	38
02	Williams, Whitney	1-4	1-4	0-0	1	1	2	3	2	2	0	1	24	
12	Schroll, Jessica	1-4	0-0	1-2	2	0	2	5	3	0	2	0	0	25
23	Cole, Chassidy	0-0	0-0	0-0	3	3	0	0	0	1	0	0	7	
42	Zimmerman, Amanda	1-2	1-1	1-2	0	1	1	0	4	0	2	1	0	13
TEAM														
Totals.....		23-56	8-19	14-20	17	26	43	21	68	11	17	1	6	200

TOTAL FG% 1st Half: 8-27 29.6% 2nd Half: 15-29 51.7% Game: 41.1% DEADBALL
 3-Pt. FG% 1st Half: 3-10 30.0% 2nd Half: 5-9 55.6% Game: 42.1% REBOUNDS
 F Throw % 1st Half: 5-10 50.0% 2nd Half: 9-10 90.0% Game: 70.0% 1

HOME: Colorado 11-5, 1-2 Big 12

##	Player	fg-a	3fg-a	ft-a	of	de	tot	pf	tp	a	to	bk	s	min
14	Malcolm-Peck, Meagan	f 2-6	1-4	1-2	1	0	1	5	6	2	0	0	1	27
22	Spears, Brittany	f 2-12	0-4	10-12	2	9	11	3	14	0	4	1	4	37
34	Dunn, Courtney	c 1-3	0-1	3-4	0	4	4	5	0	3	0	0	0	24
01	Fressle, Alyssa	g 1-3	0-2	2-2	1	2	3	0	4	1	1	1	3	29
23	Jeffery, Chucky	g 6-8	2-3	3-4	0	3	3	3	17	3	4	1	0	39
02	Smith, Bianca	3-10	2-8	5-9	0	2	2	13	2	1	0	0	0	27
15	Seabrook, Julie	0-0	0-0	0-1	1	2	1	0	0	1	0	0	3	
21	Dale, Chelsea	0-0	0-0	0-0	0	0	0	0	0	0	0	0	1	
32	Mullaney, Kelly Jo	1-1	1-1	0-0	0	0	0	0	3	1	0	0	0	13
TEAM														
Totals.....		16-43	6-23	24-33	5	21	26	19	62	9	14	3	8	200

TOTAL FG% 1st Half: 6-21 28.6% 2nd Half: 10-22 45.5% Game: 37.2% DEADBALL
 3-Pt. FG% 1st Half: 2-13 15.4% 2nd Half: 5-9 40.0% Game: 26.1% REBOUNDS
 F Throw % 1st Half: 12-16 75.0% 2nd Half: 12-17 70.6% Game: 72.7% 5

Officials: Melissa Barlow, Scott Yarbrough, June Courteau
 Technical fouls: Colorado-None. Iowa State-None.
 Attendance: 4198

Score by Periods	1st	2nd	Total
Iowa State	24	44	68
Colorado	26	36	62

BOULDER - Colorado's players claimed a solid plan was in place for Iowa State. But apparently nowhere in it was an antidote for Alison Lacey.

After the Buffaloes rallied to take a three-point second-half lead Saturday in a critical Big 12 Conference game, the Cyclones senior scored 16 of her team's final 18 points in a 68-62 victory at the Coors Events Center.

"Bottom line: Lacey hit some big-time shots," a dejected CU coach **Kathy McConnell-Miller** said. "We guarded them and did what we needed to do, but with the shot clock winding down, the ball was in Lacey's hands and she made plays."

Lacey scored only six of her game-best 32 points in the first half, sitting a good portion of the first 20 minutes with two fouls.

"I was dying to get back in," she said. "We have some inexperienced players, so it is my job as a senior point guard to take over."

She did her job very well, hitting half of Iowa State's eight three-point field goals. But another of the Cyclones' numbers was equally frustrating for the Buffs, who lost for only the second time (10 wins) on their home court this season.

Iowa State outrebounded CU 43-26, with the Cyclones' 26 defensive boards matching the Buffs' total. Little wonder that the second-chance point category was tipped heavily in Iowa State's favor (13-1).

CU senior guard **Bianca Smith** called the loss, which dropped the Buffs to 11-5 overall and 1-2 in the conference, "pretty devastating. . . we had a good scouting report, but we didn't box out. We can't have lapses like that."

Freshman guard **Chuckey Jeffery**, who led the Buffs with 17 points (15 in the second half), said the Cyclones' rebounding dominance "decided the game. We didn't box out. . . we try to out-jump people and it ain't working."

Smith added 13 points and teammate **Brittany Spears** produced her 20th career double-double (14 points, 11 rebounds). Spears, led to a season-low three points in CU's Tuesday loss at Texas Tech, scored 10 of her total after intermission while Smith managed only three of her 13 in the second half.

Iowa State improved to 13-3 overall and won its first conference game after back-to-back league losses to No. 11 Nebraska and No. 8 Texas A&M. After a miserable start - they were down 7-0 and 12-4 - the Buffs rallied and took their own seven-point lead before the Cyclones rallied.

CU held a 26-24 lead at the break behind Smith's 10 first-half points. She was the only player from either team in double figures.

Neither team shot well in the first 20 minutes, the Cyclones hitting just 29.6 percent from the field (8-of-27), while the Buffs were at 28.6 percent (6-of-21).

Less than 6 minutes into the second half, Iowa State took a 37-31 lead and held off a CU run that closed the deficit to two (44-42) on a three-pointer by Smith 10:19 to play.

After falling behind by six points, the Buffs finally caught the Cyclones at 50-50 on a conventional three-point play by Spears, then took a 53-50 advantage on a trey by Jeffery with 6:32 remaining.

Lacey took over from there, scoring Iowa State's next 14 points and dropping CU behind 64-60 with just under 2 minutes to play.

The Buffs pulled to 64-61 on a free throw by Spears, then forced a turnover. Jeffery hit one of two free throws with 1:19 remaining to bring the Buffs to within 64-62.

At the other end, Anna Prins, a 6-foot-7 freshman from Broomfield, hit the first of two free throws, sending the Cyclones up 65-62.

Spears missed on CU's next possession and Iowa State converted three more free throws - two by Lacey - in the final 32 seconds to seal the win.

Game 17

COLORADO 63, KANSAS STATE 57

Jan. 20, 2010, Manhattan, Kan. (Bramlage Coliseum)

VISITORS: Colorado 12-5, 2-2 Big 12

##	Player	fg-a	3fg-a	ft-a	of	de	tot	pf	tp	a	to	bk	s	min
14	Malcolm-Peck, Meagan	f 0-1	0-1	2-2	1	2	3	4	2	1	0	2	0	24
22	Spears, Brittany	f 5-12	1-5	4-4	1	8	9	4	15	3	2	0	5	38
34	Dunn, Courtney	c 1-4	0-2	0-0	0	2	2	1	2	0	1	0	0	15
01	Fressle, Alyssa	g 5-8	1-2	0-0	0	3	3	11	2	5	0	3	29	
23	Jeffery, Chucky	g 4-9	1-3	4-6	0	4	4	1	13	4	1	1	40	
02	Smith, Bianca	5-11	3-8	0-0	0	3	3	4	13	0	2	0	19	
15	Seabrook, Julie	1-1	0-0	0-0	1	2	3	2	1	2	0	0	15	
32	Mullaney, Kelly Jo	2-4	1-2	0-0	2	2	1	5	0	0	0	0	16	
55	MacFarlane, Melissa	0-0	0-0	0-0	1	0	1	0	0	0	0	0	4	
TEAM														
Totals.....		23-50	7-23	10-12	7	26	33	21	63	11	16	3	9	200

TOTAL FG% 1st Half: 12-29 41.4% 2nd Half: 11-21 52.4% Game: 46.0% DEADBALL
 3-Pt. FG% 1st Half: 4-14 28.6% 2nd Half: 3-9 33.3% Game: 30.4% REBOUNDS
 F Throw % 1st Half: 2-2 100% 2nd Half: 8-10 80.0% Game: 83.3% 1

HOME: Kansas State 10-8, 2-2 Big 12

##	Player	fg-a	3fg-a	ft-a	of	de	tot	pf	tp	a	to	bk	s	min
04	Sweet, Ashley	f 4-13	0-1	5-5	3	2	5	2	13	1	0	2	2	31
33	Childs, Jalana	f 2-7	0-0	3-4	1	0	1	1	7	0	2	0	0	26
02	Chambers, Brittany	g 4-10	3-7	5-6	2	5	7	2	16	1	3	0	1	32
12	Karr, Taelor	g 3-12	0-5	5-8	4	3	7	5	11	0	0	0	1	39
41	Kincaid, Kari	g 1-7	1-5	2-2	0	2	2	0	5	1	2	0	1	35
22	White, Mariah	1-2	0-0	1-2	1	4	5	0	3	5	4	0	0	18
23	Spani, Shahin	0-1	0-0	2-2	1	1	2	1	2	0	0	0	9	
34	Brown, Branshea	0-1	0-0	0-0	0	1	1	1	0	0	1	0	0	10
TEAM														
Totals.....		15-53	4-18	23-29	14	19	33	12	57	8	13	2	5	200

TOTAL FG% 1st Half: 6-28 21.4% 2nd Half: 9-25 36.0% Game: 28.3% DEADBALL
 3-Pt. FG% 1st Half: 1-10 10.0% 2nd Half: 3-8 37.5% Game: 22.2% REBOUNDS
 F Throw % 1st Half: 12-15 80.0% 2nd Half: 11-14 78.6% Game: 79.3% 6

Officials: Laura Morris, Michael Price, Doug Knight
 Technical fouls: Colorado-Smith, Bianca. Kansas State-None.
 Attendance: 4076

Score by Periods	1st	2nd	Total
Colorado	30	33	63
Kansas State	25	32	57

MANHATTAN, Kan. - Their arrival was a bit foggy, their departure clearly was better.

When the Colorado women's basketball team's charter flight couldn't land late Tuesday afternoon because of thick fog at the Manhattan airport, the airplane was diverted to Hutchinson, Kan., where the traveling party waited for over an hour to be bused to Manhattan.

Upon their arrival about 8 p.m., the Buffaloes had a short shoot-around at Bramlage Coliseum, returned to their hotel, ate dinner and called it a night.

A night later, there were no ill-effects - particularly not for freshman **Meagan Malcolm-Peck** and junior **Brittany Spears**.

They each hit a pair of late pressurized free throws Wednesday night as CU held off Kansas State 63-57, breaking an eight-game road losing streak and helping the Buffs surpass their 2008-09 win total (11-18, 3-13).

Leading by 14 points early in the second half, the Buffs (12-5, 2-2) appeared to have the game in hand until the Wildcats (10-8, 2-2) cut the margin to 55-54 with just over 3 minutes remaining.

But a three-pointer by Spears, who led CU with 15 points and nine rebounds, quelled that K-State push. The Buffs then hit five of seven free throws in the final 2:18 to preserve the Big 12 Conference victory.

Malcolm-Peck chased down a loose ball, was fouled and connected on both ends of a one-and-one with 14.6 seconds left to score her only two points of the game, giving CU a 61-57 lead.

Eight seconds later, Spears connected on another pair for the final margin. In addition to Spears, CU had three other players in double figures - **Chuckey Jeffery** and **Bianca Smith** with 13 each, and **Alyssa Fressle** with 11.

But the Buffs' defense was just as instrumental as the offense, limiting the Big 12's top three-point shooting team to just four in 18 attempts and keeping the Wildcats out of synch for most of the game.

CU also held its own on the boards, battling to a 33-33 draw with K-State. The Buffs ramped up their defense to close the first half, holding the Wildcats without a field goal in the final 6 minutes, outscoring them 7-3 in the final 2:50 and going to their locker room with a 30-25 lead.

Entering the game as the Big 12's best three-point shooting team, K-State made just one of 10 first-half attempts. Meanwhile, CU hit four of its 14 tries, with Smith coming off the bench to account for two of them.

CU's halftime advantage at the break marked the Buffs' first in Big 12 road play since Jan. 9, 2008 at Missouri. The Buffs led 28-23, eventually winning in a blowout - 70-58. CU hadn't led at intermission at K-State since Feb. 14, 2007. That advantage was 28-26, and the Buffs also ended that game on top - 60-58.

So, a couple of precedents were set, leaving CU 20 more minutes to follow through - and the Buffs opened the second appearing intent on doing it.

They scored the second half's first seven points to take a 37-25 lead, forcing K-State coach Debbie Patterson to call a timeout with 17:19 remaining.

Talking it over didn't provide an immediate answer. Fressle quickly converted a steal into a layup to give the Buffs a 39-25 lead, capping a 20-4 Buffs run before the Wildcats finally got a three-pointer by Brittany Chambers at the 15:00 mark.

If the Wildcats were looking for a spark, the Buffs unwittingly provided it with 12:33 to play. After collecting a defensive rebound, Smith swung a forearm and cleared out a K-State defender. After being whistled for a foul, Smith protested and was assessed a technical. Kari Kincaid hit both free throws, pulling the Wildcats to within 10 (44-34).

The momentum had shifted to the Wildcats - but the Buffs didn't wilt, winning the game at the free throw line and leaving Manhattan under far better circumstances than their arrival.

Game 18

#12/17 OKLAHOMA STATE 74, COLORADO 63

Jan. 24, 2010, Boulder, Colo. (Coors Events Center)

VISITORS: Oklahoma State 16-3, 4-1 Big 12

##	Player	fg-a	3fg-a	ft-a	of	de	tot	pf	tp	a	to	bk	s	min	
01	Cunningham, Tegan	f 8-15	3-5	2-2	1	3	4	2	1	3	4	2	1	0	33
33	Byford, Megan	c 0-0	0-0	0-0	2	1	3	4	5	4	0	0	0	10	
00	Garrison, Lakyn	g 1-3	1-3	0-0	1	3	4	1	3	3	0	0	0	20	
10	Riley, Andrea	g 9-26	2-8	6-13	2	5	7	2	26	11	7	0	0	40	
24	Robinson, Precious	g 4-7	0-0	3-4	2	3	5	3	11	2	1	0	2	22	
05	Blair-Mobley, Carolyn	0-0	0-0	0-0	0	1	1	0	0	0	0	0	0	10	
11	Clardy, Ally	0-1	0-0	0-0	1	1	3	0	0	0	0	0	0	17	
15	Young, Toni	3-3	0-0	2-2	0	4	4	2	8	0	2	0	0	18	
21	Riley, LaSharra	2-2	0-0	0-1	1	2	3	0	4	0	0	0	0	7	
25	Keller, Lindsey	0-0	0-0	1-2	1	5	6	4	1	2					

BOX SCORES



Game 19

KANSAS 75, COLORADO 64

Jan. 27, 2010, Lawrence, Kan. (Allen Fieldhouse)

VISITORS: Colorado 12-7, 2-4 Big 12

##	Player	fg-a	3fg-a	ft-a	of	de	tot	pf	tp	a	to	bk	s	min
14	Malcolm-Peck, Meagan	0-4	0-2	0-0	0	2	2	3	0	0	1	0	0	14
22	Spears, Brittany	f 7-18	1-4	6-6	2	5	7	3	21	0	1	6	3	40
34	Dunn, Courtney	c 1-4	0-1	5-8	1	2	3	1	7	0	0	2	0	22
01	Fressle, Alyssa	g 3-10	1-2	0-0	0	3	3	4	7	2	2	0	2	37
23	Jeffery, Chucky	g 5-10	0-1	2-3	2	5	7	5	12	3	8	1	3	33
02	Smith, Bianca	4-11	3-5	0-0	1	0	1	1	1	1	0	1	24	
15	Seabrook, Julie	3-4	0-0	0-4	0	4	4	0	6	1	0	1	15	
21	Dale, Chelsea	0-0	0-0	0-0	0	0	0	0	0	0	0	0	1	
32	Mullaney, Kelly Jo	0-0	0-0	0-0	0	0	0	1	2	1	0	0	10	
55	MacFarlane, Melissa	0-0	0-0	0-0	0	0	0	0	0	1	0	0	4	
TEAM						2								
Totals.....		23-61	5-15	13-17	17	29	17	64	9	15	9	10	200	

TOTAL FG%	1st Half: 10-26 38.5%	2nd Half: 13-35 37.1%	Game: 37.7%	DEADBALL
3-Pt. FG%	1st Half: 3-9 33.3%	2nd Half: 2-6 33.3%	Game: 33.3%	REBOUNDS
F Throw %	1st Half: 4-6 66.7%	2nd Half: 9-11 81.8%	Game: 76.5%	1

HOME: Kansas 12-7, 2-4 Big 12

##	Player	fg-a	3fg-a	ft-a	of	de	tot	pf	tp	a	to	bk	s	min
01	Sutherland, Aishah	f 4-7	0-0	1-2	4	3	7	0	9	0	1	0	32	
21	Davis, Carolyn	f 5-8	0-0	0-4	4	6	10	1	10	1	2	1	26	
00	Jacobs, LeChelda	g 0-0	0-0	4-4	0	4	4	2	4	6	4	0	24	
04	McCray, Danielle	g 11-25	4-11	3-4	8	8	16	3	29	4	7	0	38	
20	Morris, Sade	g 5-14	0-0	1-3	0	1	1	2	11	1	0	1	27	
03	Codio, Rhea	1-1	1-1	0-0	0	3	3	0	3	1	0	0	11	
13	Engelman, Monica	3-4	1-1	0-0	0	1	1	1	7	0	1	1	20	
14	Boogaard, Krysten	1-3	0-0	0-0	0	0	0	3	2	0	3	0	10	
22	Brown, Marisha	0-0	0-0	0-4	0	2	2	1	0	0	0	0	12	
TEAM						4		1						
Totals.....		30-62	6-13	9-17	20	29	49	13	75	13	17	4	200	

TOTAL FG%	1st Half: 18-35 51.4%	2nd Half: 12-27 44.4%	Game: 48.4%	DEADBALL
3-Pt. FG%	1st Half: 6-10 60.0%	2nd Half: 2-6 33.3%	Game: 46.2%	REBOUNDS
F Throw %	1st Half: 5-6 83.3%	2nd Half: 4-11 36.4%	Game: 52.9%	3

Officials: Dee Kantner, Gina Cross, Greg Small
 Technical fouls: Colorado-None. Kansas-None.
 Attendance: 3012

Score by Periods	1st	2nd	Total
Colorado	27	37	64
Kansas	47	28	75

LAWRENCE, Kan. — Colorado and Kansas were both looking to rebound from recent losses. Unfortunately for the Buffaloes, Kansas won the battle of the rebounds, in a big way.

Kansas used a sizeable advantage on the boards and a first half offensive explosion to snap a two-game skid and claim a 75-64 win over Colorado in Big 12 Conference action Wednesday evening at Allen Fieldhouse.

Colorado drops its second straight, falling to 12-7 overall, 2-4 in Big 12 play while Kansas improves to an identical mark of 12-7 overall, 2-4 in league action.

The Jayhawks out-rebounded CU 27-7 in the first half and shot 51 percent (18-of-35) to build a 47-27 halftime lead. KU had 14 offensive boards in the first half alone which translated into a 13-1 advantage in second-chance points.

Kansas finished with a 49-29 advantage on the boards and an 18-6 edge in second-chance scoring.

CU struggled from the field for a second-straight outing, making just 38 percent (23-of-61) on the night. The Jayhawks led by as much as 23 points in the game before the Buffaloes regrouped over the final 20 minutes, outscoring Kansas 37-28 and cutting the final margin to 11.

Brittany Spears led Colorado with 21 points, seven rebounds and a career-best and team season high six blocked shots. Freshman Chucky Jeffery had 12 points, seven rebounds, three assists and three steals.

Senior guard Bianca Smith had 11 points as she became the 23rd player in school history to record 1,000 career points, doing so on a 3-pointer late in the first half.

Kansas was led by Big 12 Preseason Player of the Year Danielle McCray of Kansas who had 29 points and 16 rebounds. Carolyn Davis also registered a double-double with 10 points and 10 rebounds.

Colorado returns home to face No. 6 (AP)/4 (WBCA) Nebraska on Saturday, Jan. 30, at 3:30 p.m. at the Coors Events/Conference Center. The game will be televised live on FSN Rocky Mountain.

Game 20

#6/4 NEBRASKA 80, COLORADO 64

Jan. 30, 2010, Boulder, Colo. (Coors Events Center)

VISITORS: Nebraska 19-0, 6-0 Big 12

##	Player	fg-a	3fg-a	ft-a	of	de	tot	pf	tp	a	to	bk	s	min
23	Griffin, Kelsey	f 10-15	0-2	4-9	0	5	5	3	24	3	1	0	2	30
40	Montgomery, C.	f 5-10	0-2	1-2	0	6	6	0	11	2	3	1	1	33
00	Moore, Lindsey	g 0-2	0-1	2-4	0	2	2	1	2	7	1	0	2	33
22	Turner, Yvonne	g 4-9	3-5	0-0	0	2	2	4	11	0	1	0	2	25
24	Kelley, D.	g 4-7	0-0	10-13	0	1	1	18	2	0	0	1	24	
11	Neals, Nicole	2-4	2-4	0-0	1	2	3	6	2	2	0	2	17	
12	Reeves, Layne	0-0	0-0	0-0	0	0	0	0	0	0	0	1	0	
13	Kuhlmann, Kala	2-3	1-1	1-2	1	2	3	0	6	2	2	0	17	
35	Periago, Jessica	0-0	0-0	0-0	0	0	0	0	2	0	0	0	4	
44	Redmon, Catheryn	1-1	0-0	0-0	3	1	4	2	2	0	1	2	13	
TEAM						1		2						
Totals.....		28-51	6-15	18-30	6	21	27	16	80	18	12	3	200	

TOTAL FG%	1st Half: 13-25 52.0%	2nd Half: 15-26 57.7%	Game: 54.9%	DEADBALL
3-Pt. FG%	1st Half: 3-7 42.9%	2nd Half: 2-8 37.5%	Game: 40.0%	REBOUNDS
F Throw %	1st Half: 8-11 72.7%	2nd Half: 10-19 52.6%	Game: 60.0%	5

HOME: Colorado 12-8, 2-5 Big 12

##	Player	fg-a	3fg-a	ft-a	of	de	tot	pf	tp	a	to	bk	s	min
14	Malcolm-Peck, Meagan	f 4-9	1-2	0-0	0	2	2	5	9	2	1	0	33	
34	Dunn, Courtney	c 3-6	1-3	3-3	3	0	3	5	10	1	2	0	25	
01	Fressle, Alyssa	g 2-7	0-0	0-0	0	2	2	1	4	2	1	0	22	
22	Spears, Bianca	g 3-8	0-2	4-4	1	8	9	4	10	5	5	0	35	
23	Jeffery, Chucky	g 5-10	0-1	4-7	5	6	11	4	14	5	6	0	38	
02	Smith, Bianca	5-11	3-7	1-2	0	1	1	3	14	0	0	1	29	
15	Seabrook, Julie	1-1	0-0	0-1	3	4	7	2	3	1	0	1	21	
32	Mullaney, Kelly Jo	0-0	0-0	1-2	0	0	0	1	1	0	0	3		
55	MacFarlane, Melissa	0-0	0-0	0-0	0	0	0	0	0	0	0	0	2	
TEAM						2		4						
Totals.....		23-25	5-15	13-18	12	24	36	25	64	16	20	1	4	200

TOTAL FG%	1st Half: 11-26 42.3%	2nd Half: 12-26 46.2%	Game: 44.2%	DEADBALL
3-Pt. FG%	1st Half: 3-9 33.3%	2nd Half: 2-8 37.5%	Game: 33.3%	REBOUNDS
F Throw %	1st Half: 4-5 80.0%	2nd Half: 9-13 69.2%	Game: 72.2%	1

Officials: Lisa Mattingly, Mary Day, Scotty Herrmann
 Technical fouls: Colorado-None. Missouri-None.
 Attendance: 3550

Score by Periods	1st	2nd	Total
Nebraska	37	43	80
Colorado	29	35	64

BOULDER - Nebraska is a Top 10 women's basketball program for a reason - several of them, in fact. Colorado was (mis)treated to most, if not all, Saturday afternoon.

The No. 6/4 Cornhuskers pulled away from the Buffaloes in the game's final 8 minutes en route to an 80-64 victory at the Coors Events Center.

"There's no doubt that Nebraska is one of the top teams in our conference and the country," CU coach **Kathy McConnell-Miller** said. "They've got a very, very solid starting five . . . I would match them up with any in the country."

That experienced fiveome, with senior forward Kelsey Griffin the centerpiece, has the Huskers living the good life. They are 19-0 and one of only two undefeated teams in women's basketball - the other being No. 1 Connecticut. Nebraska also is 6-0 for the first time ever in conference play.

CU, meanwhile, lost its third consecutive game and its fifth in six outings, dropping to 12-8 overall and 2-5 in the Big 12.

Saturday's game launched a four-game stretch against ranked opponents, but McConnell-Miller wants her players focused on only the next foe. It's one game at a time, she said: "We have to get back in the flow, and we have some time (this week) to look at where we are and where we need to be."

McConnell-Miller believed her players mostly "worked hard" defensively against the Huskers, "But we didn't limit Kelsey Griffin's inside touches at all."

As a result, the 6-foot-2 Griffin, an All-America candidate, was the game's high scorer with 24 points and was one of four Huskers in double figures.

CU freshman **Chucky Jeffery** led the Buffs with 14 points and 11 rebounds - her first career double-double. **Bianca Smith** added 14 points and **Courtney Dunn** and **Brittany Spears** 10 each.

"I wasn't aware that I had a double-double," Jeffery said. "It would have been way more sweet if we'd won."

Trailing by 14 points in the first half, the Buffs got their last 12 points before intermission on a conventional three-point play by Spears, then three consecutive treys - one by Dunn and a pair by Smith - to close to 37-29 at the break.

But once again, CU struggled early shooting, hitting only five of 15 field goal attempts (33.3 percent) halfway through the first 20 minutes. The Buffs led just once (7-6) in the opening half, and that proved to be their only advantage of the afternoon.

"We don't want to be this come back team," McConnell-Miller said. "That's no way to live, no way to exist in this game."

CU's shooting improved (46.2 percent in the second half, 44.2 for the game) and the Buffs won the boards battle, 36-27. But Nebraska, winning for only the sixth time in history in Boulder (25 losses), checked out at 54.9 percent from the field.

Also plaguing the Buffs were 20 turnovers to the Huskers' 12, and Nebraska added 10 steals with its pressure defense.

The Huskers held Spears to 8.1 points below her average, and Nebraska coach Connie Yori lauded her players for their work: "You have to know her tendencies, and Dominique (Kelley) did a good job defensively . . . I think she played a great game and was a factor on both ends."

Nebraska's depth and experience showed early on, with eight players scoring in the first half, led by Kelley (nine) and Griffin (eight). Kelley finished with 18, while Cory Montgomery and Yvonne Turner added 11 each.

CU closed to within 38-33 to start the second half, but Nebraska answered with a 12-4 run to go back up by 13 (50-37) with 14:09 to play.

The Buffs kept battling, cutting the Huskers' advantage to 50-44 on a **Meagan Malcolm-Peck** trey from the right corner with 12 minutes remaining.

CU got no closer than eight points the rest of the way and trailed by 19 twice in the final 3 minutes, with Nebraska clearly justifying its ranking and Griffin the accolades waiting to come her way.

Game 21

#15/17 BAYLOR 76, COLORADO 42

Feb. 6, 2010, Waco, Texas (Ferrell Center)

VISITORS: Colorado 12-8, 2-5 Big 12

##	Player	fg-a	3fg-a	ft-a	of	de	tot	pf	tp	a	to	bk	s	min
14	Malcolm-Peck, Meagan	f 1-2	1-1	0-0	1	0	1	3	3	0	1	0	0	14
22	Spears, Brittany	f 3-14	1-5	2-4	2	4	6	0	9	1	4	1	1	33
34	Dunn, Courtney	c 3-9	2-4	1-1	1	3	4	1	9	1	2	0	26	
01	Fressle, Alyssa	g 1-4	1-2	0-0	0	1	1	2	3	0	5	0	1	22
23	Jeffery, Chucky	g 3-6	0-1	2-2	1	3	4	1	8	5	6	0	34	
02	Smith, Bianca	0-13	0-4	1-2	0	2	2	1	1	0	0	0	25	
04	Blythe, Britney	0-0	0-0	0-0	0	0	0	0	0	0	0	0	1	
15	Seabrook, Julie	0-0	0-0	1-2	0	0	0	1	1	0	0	0	8	
21	Dale, Chelsea	0-0	0-0	0-0	0	0	0	0	0	1	1	0	3	
32	Mullaney, Kelly Jo	2-5	2-4	2-2	0	1	1	3	8	0	0	1	20	
55	MacFarlane, Melissa	0-2	0-0	0-0	0	2	2</							



BOX SCORES

Game 22

#14/19 TEXAS 74, COLORADO 50

Feb. 10, 2010, Boulder, Colo. (Coors Events Center)

VISITORS: Texas 17-6, 6-3 Big 12

## Player	fg-a	3fg-a	ft-a	of de	tot	pf	tp	a	to bk	s	min
00 Williams, Earnesia	f 0-2	0-0	3-4	1 1	2 3	3	4	1	0	0	17
22 Gayle, Ashley	c 2-5	0-0	0-0	0 6	6 3	4	1	1	0	0	24
05 Nash, Kathleen	g 3-6	1-4	3-3	2 2	4 4	10	1	1	0	0	23
10 Raven, Brittainey	g 4-10	1-4	1-1	2 2	4 2	10	2	2	1	4	21
33 Fontenette, Ashleigh	g 6-6	1-1	0-0	0 3	3 3	13	1	1	0	3	27
04 Ariaran, Erika	3-5	0-1	0-0	2 2	1 6	1	0	1	0	1	20
12 Anderson, Yvonne	3-7	0-2	0-0	1 0	1 6	2	0	0	2	19	
13 Flores, Lauren	1-3	0-1	3-5	1 1	2 2	5	1	0	0	1	14
32 Nash, Kristen	2-2	0-0	1-2	0 4	4 0	5	2	3	0	1	18
45 Reed, Cokie	5-8	0-0	2-8	2 1	3 0	12	1	2	0	1	17
TEAM				1 1	2						
Totals.....	29-54	3-13	13-23	10 23	33	17	14	13	11	14	200

TOTAL FG%	1st Half: 16-28 57.1%	2nd Half: 13-26 50.0%	Game: 53.7%	DEADBALL
3-Pt. FG%	1st Half: 3-9 33.3%	2nd Half: 0-4 0.0%	Game: 23.1%	REBOUNDS
F Throw %	1st Half: 6-9 66.7%	2nd Half: 7-14 50.0%	Game: 56.5%	5

HOME: Colorado 12-10, 2-7 Big 12

## Player	fg-a	3fg-a	ft-a	of de	tot	pf	tp	a	to bk	s	min
14 Malcolm-Peck, Meagan	f 0-1	0-1	0-0	1 1	2 2	0	1	2	0	0	28
34 Dunn, Courtney	c 2-5	0-1	0-0	2 3	5 1	4	0	2	0	0	18
01 Fressle, Alyssa	g 4-10	1-2	2-3	1 2	3 5	11	2	3	0	3	32
22 Spears, Bianca	g 2-8	1-3	0-0	0 3	3 2	5	0	6	0	0	19
23 Jeffery, Chucky	g 4-9	0-2	4-4	0 6	6 6	12	2	6	1	1	36
02 Smith, Bianca	1-7	1-7	0-0	1 2	3 3	1	0	1	0	1	14
15 Seabrook, Julie	0-0	0-0	0-0	0 0	0 0	0	0	0	0	0	3
32 Mullaney, Kelly Jo	2-5	1-1	0-0	2 2	2 5	0	1	0	2	0	20
55 MacFarlane, Melissa	2-3	0-0	0-0	1 2	3 2	4	0	1	0	0	22
TEAM				1 1	2						
Totals.....	19-51	6-20	6-7	9 20	29	17	50	6 22	1	7	200

TOTAL FG%	1st Half: 9-27 33.3%	2nd Half: 10-24 41.7%	Game: 37.3%	DEADBALL
3-Pt. FG%	1st Half: 3-13 23.1%	2nd Half: 0-7 42.7%	Game: 30.0%	REBOUNDS
F Throw %	1st Half: 0-0 0.0%	2nd Half: 6-7 85.7%	Game: 85.7%	1

Officials: Clarke Stevens, Gator Parrish, Chaney Muench
 Technical fouls: Texas - None. Colorado - None.
 Attendance: 2027

Score by Periods	1st	2nd	Total
Texas	41	33	74
Colorado	21	29	50

BOULDER - Texas is on a roll, Colorado has become accustomed to getting rolled. Bad combination - and it produced a night of regrettable basketball for the CU women's team Wednesday at the Coors Events Center.

The Longhorns hammered the Buffaloes 74-50, winning their fourth consecutive game while dealing the home team its fifth straight loss and its first four-game losing streak at the Events Center since the 2005-06 season.

CU, which has lost its past three Big 12 Conference games by 16, 34 and 24 points and has now dropped 18 straight games to ranked opponents, trailed No. 14/19 Texas 14-0 before senior guard **Bianca Smith** finally hit a three-pointer with 14:56 to play in the first half.

"We got off to a disappointing start, and that's not the way we anticipated coming out. . . . Texas out-hustled us. They were extremely physical and we didn't respond well to that," CU head coach **Kathy McConnell-Miller** said.

Freshman guard **Chuckey Jeffery** scored a team-best 12 points and **Alyssa Fressle** added 11. Leading scorer **Brittany Spears** managed only five, **Courtney Dunn** just four and Smith three.

For most of her 32 minutes, Fressle was among the Buffs' few sources of energy. Spears played just 19 minutes and had one more turnover (six) than she did points.

While McConnell-Miller was lamenting the Buffs' overall "lack of energy and sense of urgency," Longhorns coach Gail Goestenkors called her team "really focused. . . it was an opportunity for us to show that we are better than what we showed against Texas Tech as far as our focus and energy."

Hmmm . . . Texas won that game 81-51 Sunday in Austin. The Longhorns (17-6, 6-3) now have won six of their past seven games, while the Buffs (12-10, 2-7) have lost seven of their past eight.

Goestenkors used 10 players and all of them scored, topped by Ashleigh Fontenette's 13 points and Cokie Reed's 12. Kathleen Nash and Brittainey Raven added 10 each.

But the Horns' defense, said Goestenkors, doomed the Buffs: "I think we did a good job of getting up in the passing lane. We switched up some screens and gave them some different looks than maybe they'd seen. I thought we were really ready to play (and) our quickness caused them problems."

Added McConnell-Miller: "They got some deflections and got some good steals that led to layups - and I think it rattled our guards."

Texas had 14 steals and scored 39 points off of 22 CU turnovers - six each by Spears and Jeffery. The Longhorns also dominated in inside points (44-24 edge in the paint) and in bench points (34-18).

McConnell-Miller gave 6-foot-7 freshman **Melissa MacFarlane** more playing time (22 minutes) than in any previous game, and she responded with three rebounds and four points - both career highs.

The Buffs were held without a field for the opening 5:04, during which time the Horns rolled to their 14-0 advantage and showed no sign of easing back.

At the 15:45 mark, CU had zero points, only three field goal attempts and four turnovers. Smith finally got the Buffs into the score book, draining a three-pointer with 14:56 left before the break. Those were her only points.

CU finally showed a pulse over the next 8:22, cutting Texas' lead to 10 points (25-15) on a trey by Fressle. From there, though, the Buffs went comatose once again; the Longhorns outscored them 14-2 and fashioned a 39-17 lead - the largest of the first half - before going to the locker room up by 20 (41-21).

CU's best hope for the second half might have been in Texas losing interest - but that didn't happen. After Spears opened the scoring with a three-pointer, pulling the Buffs to 41-24, the Longhorns quickly reestablished leads of 20-plus points and held them for the remainder of the game.

Game 23

#12/12 OKLAHOMA 65, COLORADO 55

Feb. 13, 2010, Norman, Okla. (Lloyd Noble Center)

VISITORS: Colorado 12-11, 2-8 Big 12

## Player	fg-a	3fg-a	ft-a	of de	tot	pf	tp	a	to bk	s	min
14 Malcolm-Peck, Meagan	f 0-1	0-1	0-0	0 0	0 0	0	0	0	0	0	7
34 Dunn, Courtney	c 0-5	0-2	0-0	1 5	6 2	0	0	1	0	1	28
01 Fressle, Alyssa	g 5-13	1-4	0-0	1 1	4 11	3	6	1	2	3	36
22 Spears, Brittany	g 12-20	2-4	2-3	4 5	9 2	28	1	7	0	3	38
23 Jeffery, Chucky	g 0-2	0-1	0-0	0 2	2 0	1	2	0	1	1	12
02 Smith, Bianca	4-12	3-10	2-3	0 2	2 3	13	0	4	0	0	32
15 Seabrook, Julie	0-0	0-0	0-0	0 0	0 0	0	0	0	0	0	3
21 Dale, Chelsea	0-0	0-0	0-0	0 2	2 1	0	0	0	0	1	14
32 Mullaney, Kelly Jo	1-1	1-1	0-0	1 2	3 3	0	2	0	2	0	20
55 MacFarlane, Melissa	0-0	0-0	0-0	0 1	1 0	0	0	1	0	0	10
TEAM				3 2	5						
Totals.....	22-54	7-23	4-6	9 22	31	55	26	2	10	200	

TOTAL FG%	1st Half: 10-25 40.0%	2nd Half: 12-29 41.4%	Game: 40.7%	DEADBALL
3-Pt. FG%	1st Half: 3-10 30.0%	2nd Half: 4-13 30.8%	Game: 30.4%	REBOUNDS
F Throw %	1st Half: 0-0 0.0%	2nd Half: 4-6 66.7%	Game: 66.7%	2

HOME: Oklahoma 18-6, 8-3 Big 12

## Player	fg-a	3fg-a	ft-a	of de	tot	pf	tp	a	to bk	s	min
21 Thompson, Amanda	f 5-10	1-3	5-5	1 2	3 3	16	2	1	1	3	25
04 Olajuwon, Abi	c 2-6	0-0	1-2	2 6	8 0	5	2	0	0	0	19
01 Stevenson, Nyeshia	g 4-11	2-5	0-0	0 2	2 0	10	2	0	0	22	
13 Robinson, Danielle	g 3-6	0-0	3-3	1 2	3 1	9	6	3	0	5	24
45 Hartman, Jasmine	g 2-4	0-1	0-0	0 1	1 0	4	2	2	0	2	34
10 Roethlisberger, Carlee	1-3	1-3	1-2	2 2	4 4	1	3	0	0	0	19
14 Willis, Lauren	2-6	2-3	0-0	2 2	1 6	1	2	0	0	0	19
31 Morrison, Kodi	1-4	0-2	0-1	2 3	0 2	2	0	1	1	1	11
44 Coleman, Lyndsey	3-4	0-0	2-2	2 2	4 1	8	0	1	0	0	19
53 MacFarlane, Joanna	0-1	0-0	1-2	0 0	0 1	1	1	2	0	0	8
TEAM				2 1	3						
Totals.....	23-55	6-17	13-16	11 22	33	7 65	13	20	1	11	200

TOTAL FG%	1st Half: 14-29 48.3%	2nd Half: 9-26 34.6%	Game: 41.8%	DEADBALL
3-Pt. FG%	1st Half: 5-10 50.0%	2nd Half: 1-7 14.3%	Game: 35.3%	REBOUNDS
F Throw %	1st Half: 9-10 90.0%	2nd Half: 4-6 66.7%	Game: 81.3%	3

Officials: Bob Trammell, Mary Day, Wesley Dean
 Technical fouls: Colorado-None. Oklahoma-None.
 Attendance: 8298

Score by Periods	1st	2nd	Total
Colorado	23	32	55
Oklahoma	42	23	65

NORMAN, Okla. - **Brittany Spears** broke out of a three-game scoring slump with a game-high 28 points, but turnovers and another slow start cost Colorado as No. 12 ranked Oklahoma claimed a 65-55 Big 12 Conference decision Saturday afternoon at the Lloyd Noble Center.

Colorado (12-11, 2-8 Big 12) committed 26 turnovers while Oklahoma (18-6, 8-3 Big 12) opened up the game with an 11-0 run, handing the Buffaloes their sixth straight loss and eighth in their last nine outings.

Oklahoma hit five of its first six shots and sprinted out to a 17-2 advantage.

"We've gotten off to a bad start the last three games; just very ineffective. OU came out and completely attacked, controlled the tempo," said CU Head Coach **Kathy McConnell-Miller**. "We just struggled out of the gate and started to lose confidence and went to the bench where I felt like we got a little more settled."

Colorado climbed back in as Spears, the Buffaloes' leading scorer who had scored just 14 points in the last two games combined, had 10 in the first half alone at one point scoring six straight, the final off a steal and layup which cut the OU lead to 23-18.

Oklahoma countered with an 11-0 run and following a 3-point-er by **Bianca Smith**, the Sooners answered with back-to-back 3-pointers by Lauren Willis to push OU's lead back up to 40-21.

Oklahoma led by as much as 25 in the second half, but Colorado never quit and made a valiant effort at a comeback ending the game on a 24-9 run.

Spears, whose 28 points tied her own team season high set against San Jose State, also had nine rebounds. Smith ended a slump of her own nailing three 3-pointers and finishing with 13 points. **Alyssa Fressle** pitched in 11 points, three assists and two steals.

Amanda Thompson led Oklahoma with 16 points while Nyeshia Stevenson had 10.

Game 24

KANSAS 79, COLORADO 72

Feb. 16, 2010, Boulder, Colo. (Coors Events Center)

VISITORS: Kansas 15-9, 5-6 Big 12

## Player	fg-a	3fg-a	ft-a	of de	tot	pf	tp	a	to bk	s	min
01 Sutherland, Aishah	f 1-8	0-0	4-6	1 4	5 3	6	0	2	0	1	33
21 Davis, Carolyn	f 10-10	0-0	8-8	5 4	9 2	28	0	3	0	31	
00 Jacobs, LaChelda	g 2-3	0-0	0-0	0 2	2 4	3	2	0	0	18	
13 Engelman, Monica	g 3-10	1-5	9-9	0 2	2 4	16	6	5	0	3	27
20 Morris, Sade	g 5-11	1-1	7-12	0 5	5 1	18	5	2	0	1	38
02 Kohn, Kelly	0-2	0-0	0-1	2 3	2 0	0	1	0	0	15	
03 Codio, Rhea	0-1	0-1	1-2	0 3	3 4	1	2	1	2	0	22
14 Boogaard, Krysten	1-3	0-0	2-2	0 0	0 0	4	0	1	0	0	9
24 Smith, Nicolette	1-3	0-2	0-0	0 1	1 2	2	0	1	0	1	7
TEAM				2 1	3						
Totals.....	23-51	2-11	31-39	9 24	33	20	79	16	6	6	200

TOTAL FG%	1st Half: 13-24 54.2%	2nd Half: 10-27 37.0%	Game: 45.1%	DEADBALL
3-Pt. FG%	1st Half: 2-5 40.0%	2nd Half: 0-6 0.0%	Game: 18.2%	REBOUNDS
F Throw %	1st Half: 5-7 71.4%	2nd Half: 26-32 81.3%	Game: 79.5%	4

HOME: Colorado 12-12, 2-9 Big 12

## Player	fg-a
-----------	------

BOX SCORES



Game 25

#3/3 NEBRASKA 89, COLORADO 73

Feb. 20, 2010, Lincoln, Neb. (Bob Devaney Center)

VISITORS: Colorado 12-13, 2-10 Big 12

## Player	fg-a	3fg-a	ft-a	of de	tot	pf	tp	a	to bk	s	min	
22 Spears, Brittany	f10-17	6-7	0-0	2	5	7	3	26	1	4	0	27
34 Dunn, Courtney	c 4-6	3-4	0-0	3	2	5	3	11	1	2	2	34
01 Fressle, Alyssa	g 2-6	0-0	0-0	3	3	6	3	4	8	1	1	35
23 Jeffery, Chucky	g 2-8	1-2	2-2	1	2	3	1	7	3	5	0	33
02 Smith, Bianca	g 5-16	4-12	4-4	1	6	7	2	18	2	3	0	35
14 Malcolm-Peck, Meagan	0-0	0-0	0-0	0	0	0	0	0	0	0	0	3
21 Dale, Chelsea	0-0	0-0	0-2	0	0	0	0	0	0	0	0	4
32 Mullaney, Kelly Jo	3-5	1-2	0-0	0	0	0	0	3	7	0	1	23
42 Bailey, Kailah	0-0	0-0	0-0	0	0	0	0	0	0	0	0	1
55 MacFarlane, Melissa	0-2	0-0	0-0	0	2	2	5	0	2	0	0	12
TEAM				12	21	33						
Totals.....	26-58 15-27	6-8	12	21	33	19	73	15	17	4	5	200

TOTAL FG%	1st Half: 12-25 48.0%	2nd Half: 14-33 42.4%	Game: 44.8%	DEADBALL
3-Pt. FG%	1st Half: 8-15 53.3%	2nd Half: 7-12 58.3%	Game: 55.6%	REBOUNDS
F Throw %	1st Half: 4-6 66.7%	2nd Half: 2-2 100%	Game: 75.0%	1

HOME: Nebraska 25-0, 12-0 Big 12

## Player	fg-a	3fg-a	ft-a	of de	tot	pf	tp	a	to bk	s	min	
23 Griffin, Kelsey	f10-14	0-0	5-10	6	6	12	1	25	6	2	2	31
40 Montgomery, Cory	f 8-14	1-2	0-0	4	3	7	3	17	0	1	0	30
00 Moore, Lindsey	g 2-5	2-4	0-0	0	3	3	1	6	4	1	0	30
22 Turner, Yvonne	g 5-16	4-14	0-1	2	3	2	14	5	0	1	2	29
24 Kelley, Dominique	g 3-5	0-1	7-10	1	3	4	1	13	5	4	0	24
11 Neals, Nicole	2-5	2-4	0-0	0	0	0	1	6	2	0	0	20
12 Reeves, Layne	0-0	0-0	0-0	0	0	0	0	0	0	0	0	1
13 Kuhlmann, Kala	0-1	0-0	2-2	1	2	3	2	2	3	0	0	16
35 Perigo, Jessica	0-1	0-1	0-1	0	1	0	1	0	0	0	0	14
44 Redmon, Catheryn	2-3	0-0	2-2	1	1	2	1	6	0	1	1	15
TEAM				16	21	37						
Totals.....	32-64 9-26	16-25	16	21	37	12	89	25	9	6	8	200

TOTAL FG%	1st Half: 15-36 41.7%	2nd Half: 17-28 60.7%	Game: 50.0%	DEADBALL
3-Pt. FG%	1st Half: 4-16 25.0%	2nd Half: 10-20 50.0%	Game: 34.6%	REBOUNDS
F Throw %	1st Half: 9-13 69.2%	2nd Half: 7-12 58.3%	Game: 64.0%	4

Officials: Tina Napier, Michael Price, Maj Forsberg

Technical fouls: Colorado-TEAM. Nebraska-None.

Attendance: 12747

Score by Periods	1st	2nd	Total
Colorado	36	37	73
Nebraska	43	46	89

LINCOLN, Neb. - Colorado had one of its best outside shooting performances of the season, but No. 3 Nebraska's balance from both inside and out was the deciding factor.

Kelsey Griffin had 25 points and 11 rebounds to lead No. 3 Nebraska to an 89-73 win over Colorado in a Big 12 Conference game Saturday afternoon at the Bob Devaney Center.

Brittany Spears had 26 points, including a career-high six 3-pointers but it wasn't enough as the Buffaloes (12-13, 2-10 Big 12) lost their eighth straight and 10th in their last 11 outings.

Colorado hit a season-high 15 3-pointers, its most ever on the road and one off the single-game school record, and did it with efficiency, hitting at 55.6 percent (15-of-27).

But the Buffaloes didn't have the answer inside for the Huskers' front-court duo of Griffin and Cory Montgomery. Griffin scored 18 of her 25 points in the second half, many coming off second-chance opportunities. Nebraska had 24 second chance points and also dominated in the paint outscoring the Buffaloes 36-16.

Montgomery had 17 points and seven rebounds as the Huskers (25-0, 12-0 Big 12) shot 50 percent for the game.

Bianca Smith had 18 points and season-high seven rebounds. Courtney Dunn had 11 points, including 3-of-4 from 3-point range.

After Nebraska scored the first four points of the game, the Buffaloes came out firing. CU hit five of its first six from deep, including four from Spears, as the Buffaloes led 15-9 four minutes into the contest.

But Spears picked up three fouls, two on offensive charging calls, before the 10-minute mark. Soon after, Nebraska started clicking.

With CU up 17-15, Spears was called for a charge and headed to the bench with her second foul. Dunn gave the Buffs their sixth 3-pointer of the first half and a 20-17 lead.

Nebraska countered with two consecutive fast break buckets by Dominique Kelley to take a 21-20 lead. CU inserted Spears back into the game, but she quickly picked up her third foul on another charging call.

With Spears back on the bench, Nebraska started to find its stroke. After making just one of its first 10 3-point shots, Nebraska received three straight 3-pointers by Nicole Neals, Yvonne Turner and Lindsey Moore as the Huskers went on a 23-7 run; 19-7 once Spears picked up her third foul. Montgomery hit a 12-footer to cap the run giving the Huskers their largest lead at 40-27.

Smith scored seven points over the final 3:43 to cut the Huskers lead to 43-36 at the break.

Colorado was able to knock the Nebraska lead down to five on six different occasions in the second half, only to have the Huskers answer each time.

Spears pulled the Buffs to 70-65, but Griffin scored inside and Turner hit a 3. After Kelly Jo Mullaney knocked down a 3, the Huskers went on a 10-2 run to make it 85-70.

"I don't think the score is reflective of the passion and energy and the way my team battled tonight," Buffs coach **Kathy McConnell-Miller** said. "It's hard to go through a season like this in the Big 12. It's tough to look up at the scoreboard after a game and feel like you've given your blood, sweat and tears for the University of Colorado and not come out with a victory."

Nebraska shot 60 percent in the second half and 50 percent for the game. Griffin was a perfect 8-of-8 in the second half, finishing the game 10-of-14 from the field.

Game 26

COLORADO 80, MISSOURI 79 (OT)

Feb. 23, 2010, Columbia, Missouri (Mizzou Arena)

VISITORS: Colorado 13-13, 3-10 Big 12

## Player	fg-a	3fg-a	ft-a	of de	tot	pf	tp	a	to bk	s	min	
22 Spears, Brittany	f11-20	6-8	6-7	4	6	10	3	34	1	5	0	45
34 Dunn, Courtney	c 0-4	0-3	0-0	0	1	1	0	1	0	2	0	18
01 Fressle, Alyssa	g 5-11	1-1	0-0	3	4	7	4	11	2	1	0	41
02 Smith, Bianca	g 9-20	6-15	2-2	0	2	4	26	2	1	0	0	42
23 Jeffery, Chucky	g 1-1	0-0	0-0	0	3	3	2	6	4	0	2	17
14 Malcolm-Peck, Meagan	2-3	0-1	0-0	1	2	3	4	4	1	4	0	28
15 Seabrook, Julie	0-0	0-0	0-0	0	1	1	0	0	0	0	0	8
21 Dale, Chelsea	0-0	0-0	0-0	0	0	0	0	0	0	0	0	1
32 Mullaney, Kelly Jo	1-2	1-1	0-0	1	2	3	3	0	2	0	0	25
TEAM				2	2	4						
Totals.....	29-61 14-29	8-9	11	22	33	25	80	13	19	2	4	225

TOTAL FG%	1st Half: 13-29 44.8%	2nd Half: 15-29 51.7%	OT: 1-3 33.3%	Game: 47.5%	DEADBALL
3-Pt. FG%	1st Half: 9-17 52.9%	2nd Half: 5-12 41.7%	OT: 0-0 0.0%	Game: 48.3%	REBOUNDS
F Throw %	1st Half: 1-1 100.0%	2nd Half: 3-4 75.0%	OT: 4-4 100.0%	Game: 88.9%	2

HOME: Missouri 11-15, 1-12 Big 12

## Player	fg-a	3fg-a	ft-a	of de	tot	pf	tp	a	to bk	s	min	
03 Hanemann, Amanda	f 3-10	3-9	0-0	0	1	1	4	9	0	2	0	24
32 Scott, Marissa	f 0-3	0-2	0-0	0	1	1	3	0	1	0	0	18
44 Jones, Shakara	f 3-10	0-0	1-2	6	5	11	2	7	3	3	0	43
11 Richbow, Toy	g 2-4	1-1	7-9	1	2	3	2	12	1	3	0	44
23 Brown, RaeShara	g 7-15	2-4	5-6	3	4	7	1	21	3	1	1	40
04 Johnson, Jessra	4-13	0-1	9-11	6	5	11	2	17	0	3	1	30
10 Otote, Jasmyn	1-4	0-0	0-0	1	1	2	1	2	0	1	0	18
50 Flores, Christine	2-3	0-0	7-7	1	1	2	0	11	0	1	0	8
TEAM				3	0	3						
Totals.....	22-62 6-20 29-35	21	20	41	15	79	15	3	5	225		

TOTAL FG%	1st Half: 14-28 50.0%	2nd Half: 7-31 22.6%	OT: 1-3 33.3%	Game: 35.5%	DEADBALL
3-Pt. FG%	1st Half: 4-10 40.0%	2nd Half: 2-10 20.0%	OT: 0-0 0.0%	Game: 30.0%	REBOUNDS
F Throw %	1st Half: 11-14 78.6%	2nd Half: 15-17 88.2%	OT: 3-4 75.0%	Game: 82.9%	3

Officials: Beverly Roberts, Roy Gulbeyan, Gina Cross

Technical fouls: Colorado-None. Missouri-None.

Attendance: 1784

Score by Periods	1st	2nd	OT	Total
Colorado	36	38	6	80
Missouri	43	31	5	79

COLUMBIA, Mo. - Call it 'Eight is Enough.'

Down by as much as 12 points in the second half, Colorado rallied to defeat Missouri 80-79 in overtime Tuesday evening at Mizzou Arena, putting an end to an eight-game losing streak.

Colorado pulls its overall record even at 13-13 and is 3-10 in Big 12 Conference play. Missouri drops its eighth straight, falling to 11-15, 1-12.

Junior **Brittany Spears** had a team season-high 34 points, including a 3-pointer at the top of the key with 30 seconds remaining in regulation that tied the score at 74 and sent the game to overtime. Spears also nabbed 10 rebounds, recording her 22nd career double-double.

In overtime, Missouri took a 79-76 lead on a Shakara Jones layup with 1:56 remaining, but Spears countered with a drive to the basket, was fouled by RaeShara Brown, and hit the subsequent free throws that pulled CU to 79-78 with 1:38 left.

After a Brown turnover, freshman **Meagan Malcolm-Peck** scored the game winner on a scooping layup in the paint with 55 seconds left. The teams swapped turnovers, giving the Tigers one last shot.

The Buffaloes defense held strong, as an 18-footer by Jones clanked off the rim with 2 seconds left. **Alyssa Fressle** grabbed the rebound and ran out.

"Our chemistry is good and they are playing tough together," CU head coach **Kathy McConnell-Miller** said. "Every huddle, the team became more and more cohesive in what we needed to do. They believed, even down 12, that we could win this game."

Bianca Smith tied a career high with 26 points, including six 3-pointers. She is one 3-pointer from tying Shelley Sheetz's career mark of 252 set from 1991-95.

Fressle had 11 points and tied a career high with seven rebounds. Colorado led for just 1:10 in this game, briefly at 6-5 early in the first half and then for the 55 seconds following Malcolm-Peck's go ahead basket.

Missouri led 61-49 with 10:55 left when the Buffaloes began their comeback. Malcolm-Peck and Fressle scored on back-to-back possessions to cut the Tiger lead to 61-53.

Amanda Hanemann drilled a 3-pointer to extend Missouri's lead back to double-digits at 66-55 with 7:38 remaining. But Smith answered with a 3-pointer of her own which sparked a 19-8 run that culminated with Spears try to send the game to overtime.

Colorado held Missouri to just one point for five minute span after the Hanemann 3-pointer, yet the Tigers maintained their lead at the free-throw line. Missouri sank 29-of-35 free throws, compared to just 8-of-9 for the Buffaloes, but missed a critical one at the end.

Missouri guard Toy Richbow hit five straight free throws down the stretch, but missed the second of a two-shot trip that would have put the Tigers up by four with under a minute left. Instead, the Buffs trailed by just three allowing Spears to hit her tying basket.

The Tigers made just one field goal over the final 7:38 of regulation. Missouri dominated the boards 20-11 in the first half taking advantage of second chance points to, build a 37-22 lead. Jessra Johnson did the bulk of the damage with 10 points and had six rebounds in the first half alone.

Colorado stayed within reach by hitting 3-pointers at an impressive clip for the second straight game. Coming off a game in which the Buffaloes hit 15 3-pointers, CU added 14 against the Tigers, nine coming in the first half, and four of those from Spears whose fourth cut Missouri's lead to 43-36 at halftime.

Game 27

#12/15 TEXAS A&M 95, COLORADO 61

Feb. 27, 2010, Boulder, Colo. (Coors Events Center)

VISITORS: Texas A&M 20-7, 8-6 Big 12

## Player	fg-a	3fg-a	ft-a	of de	tot	pf	tp	a	to bk	s	min	
02 Buchanan, Damitria	f 6-8	0-0	2-2	6	6	8	2	14	2	1	0	25
21 Elonu, Adora	f 6-6	0-0	9-11	1	6	7	2	21	2	4	0	25
04 Carter, Sydney	g 0-3	0-2	0-0	0	1	1	0	2	0	0	2	25
20 White, Tyra	g 4-8	1-3	0-0	1	2	3	1	9	0	3	0	32
22 Smith, Tanisha	g 7-11	0-0	2-3	0	8	8	3	16	6	5	1	28
05 Bellock, Kristi	2-2	0-0	0-0	0	1	1	0	4	1	0	0	4
12 Windham, Cierra	1-3	0-0	0-0	0	0	0	2	1	0	0	2	7
15 Baker, Maryann	0-0	0-0	0-0	0	1	0	0	1	0	0	0	6
23 Adams, Danielle	6-7	1-2	6-9	1	2	4	19	2	0	2	0	16</



BOX SCORES

Game 28
KANSAS STATE 72, COLORADO 70
 Mar. 3, 2010, Boulder, Colorado (Coors Events Center)

VISITORS: Kansas State 13-16, 5-10 Big 12

# Player	fg-a	3fg-a	ft-a	of	de	tot	pf	tp	a	to	bk	s	min
04 Sweet, Ashley	f 3-10	0-3	6-6	1	3	4	3	12	2	1	0	0	33
33 Childs, Jalana	f 5-8	0-0	3-3	2	0	2	2	13	0	2	0	0	28
02 Chambers, Brittany	g 3-6	1-3	6-6	6	8	14	2	13	1	2	1	0	34
12 Karr, Taelor	g 4-10	2-6	1-2	1	6	7	3	11	1	4	0	1	28
41 Kincaid, Kari	g 5-9	2-5	3-3	0	1	1	2	15	4	0	1	0	40
22 White, Mariah	1-3	0-0	0-0	1	2	3	2	2	0	0	0	0	17
34 Brown, Branshea	3-5	0-0	0-0	3	0	3	4	6	1	1	0	0	20
TEAM				1	2	3							
Totals.....	24-51	5-17	19-20	15	21	36	18	72	11	15	2	2	200

TOTAL FG% 1st Half: 13-34 38.2% 2nd Half: 11-17 64.7% Game: 47.1% DEADBALL
 3-Pt. FG% 1st Half: 3-12 25.0% 2nd Half: 2-5 40.0% Game: 29.4% REBOUNDS
 F Throw % 1st Half: 2-2 100.0% 2nd Half: 17-18 75.0% Game: 95.0% 1

HOME: Colorado 13-15, 3-12 Big 12

# Player	fg-a	3fg-a	ft-a	of	de	tot	pf	tp	a	to	bk	s	min
14 Malcolm-Peck, Meagan	f 1-2	0-1	0-2	1	2	3	2	1	1	1	0	0	25
22 Spears, Brittany	f 6-15	1-8	6-6	2	4	6	2	19	0	1	1	0	27
34 Dunn, Courtney	c 2-8	0-3	1-2	1	2	3	4	5	1	2	0	0	29
01 Fressle, Alyssa	g 7-10	1-1	2-2	2	1	3	3	17	2	1	0	1	35
23 Jeffery, Chucky	g 1-2	0-0	6-6	2	1	3	2	8	2	0	1	0	36
02 Smith, Bianca	4-12	1-7	5-5	0	0	0	3	14	0	0	2	32	
15 Seabrook, Julie	0-0	0-0	0-0	0	1	1	0	0	0	1	0	0	5
21 Dale, Chelsea	1-2	0-1	0-0	1	1	2	1	2	0	1	0	0	5
32 Mullaney, Kelly Jo	1-1	1-1	0-0	0	0	0	0	3	0	0	0	0	6
TEAM				1	0	1							
Totals.....	23-52	4-22	20-23	10	12	22	18	70	8	10	4	4	200

TOTAL FG% 1st Half: 10-23 43.5% 2nd Half: 13-29 44.8% Game: 44.2% DEADBALL
 3-Pt. FG% 1st Half: 3-10 30.0% 2nd Half: 1-12 8.3% Game: 18.2% REBOUNDS
 F Throw % 1st Half: 9-11 81.8% 2nd Half: 11-12 91.7% Game: 87.0% 1

Officials: Cameron Inouye, Mary Day, Bill Larence
 Technical fouls: Kansas State-None. Colorado-None.
 Attendance: 2125

Score by Periods	1st	2nd	Total
Kansas State	31	41	72
Colorado	32	38	70

BOULDER - Senior Night for a pair of Colorado upperclassmen was a downer. Kansas State, a team CU had beaten in January, visited the Coors Events Center on Wednesday night and spoiled the final regular-season home game for Buffaloes seniors **Bianca Smith** and **Courtney Dunn**.
 Snapping a five-game losing streak, the Wildcats used a pair of decisive runs in each half to overtake the Buffs, then held them off in the final 90 seconds for a 72-70 Big 12 Conference victory.

CU had defeated K-State, 63-57, on Jan. 20 in Manhattan, Kan.
 "It's no way we wanted to send our seniors out," CU coach **Kathy McConnell-Miller** said. "It was a rough night and it's not a game I feel particularly good about. . . . We're at a point where our wins and losses are not reflecting the desire, commitment and work ethic of this team."
 CU (13-15, 3-12) was outrebounded 36-22 and outscored in second-half points 20-11, underscoring McConnell-Miller's season-long call for more effective inside play from her team.

Brittany Spears' 19 points led the Buffs, followed by **Alyssa Fressle's** season-high 17 and Smith with 14. Dunn finished with five.
 "It's tough," Smith said. "Not only is it Senior Night, and I think any senior would want to go out with a win on their home floor, but also because we thought we could get this win . . . we were confident."
 K-State (13-16, 5-10) used seven players - and five of them reached double figures, paced by Kari Kincaid's 15.

The pregame Senior Night introductions behind them, the Buffs raced to an 8-0 lead, with Spears accounting for six of those early points.
 But after converting a traditional three-point play - it followed her try to open the game - Spears suffered a blow to the head during a drive and left the game with 15:21 remaining in the half.
 Spears wasn't alone in suffering a first-half injury. Smith took an apparent elbow or hand to the nose less than a minute after Spears went out. But Smith returned in just over 2 minutes, while Spears was sidelined for almost 8 minutes, holding an ice pack to her head for much of that time.

Initially, the Buffs didn't suffer, building their biggest lead (17-7) of the half. But the Wildcats must have sensed an opportunity for a revival; they immediately launched a 12-0 run and took their first lead of the game (19-17) on a basket by senior forward Ashley Sweet.
 When Spears returned, she initially was ineffective, failing to score after her opening six points. Smith finished the half with only four points, but fortunately Fressle emerged to take up the slack.

Her 13 first-half points surpassed her seasonal high by one, and her put-back at the buzzer gave the Buffs a 32-31 halftime lead.
 Spears opened the second half with a pair of free throws, giving CU a 34-31 edge. But KSU countered with a 13-0 run to take a 44-34 lead with 16:08 to play.
 With the second half almost 5 minutes old, Smith finally got the Buffs' first field goal. The bleeding was stopped - but only temporarily.
 By the 11:40 mark the Wildcats had pushed ahead 53-40, and the Buffs could have been watching their season and faint postseason hopes do a fast fade.

They apparently weren't ready for that; they pulled to 57-52 on a driving basket and free throw by Smith with 8:15 to play, then got to 67-62 on a three-point play by Spears with 2:06 left.
 Spears followed with a layup to pull CU to 67-64 with 90 seconds remaining, and Fressle's layup made it 69-66 one possession later.
 After Taelor Karr made one of two free throws with 11 seconds showing, Chucky Jeffery's layup pulled CU to within 70-68. McConnell-Miller called a timeout with 5.6 seconds left, then KSU's Brittany Chambers hit two free throws to doom CU.
 Meagan Malcolm-Peck sank a 12-foot jumper at the buzzer, but a two-pointer was half of what the Buffs needed.

Game 29
#13/13 IOWA STATE 59, COLORADO 41
 Mar. 6, 2010, Ames, Iowa (Hilton Coliseum)

VISITORS: Colorado 13-16, 3-13 Big 12

# Player	fg-a	3fg-a	ft-a	of	de	tot	pf	tp	a	to	bk	s	min
01 Fressle, Alyssa	g 3-9	1-4	3-4	3	3	6	4	10	3	5	0	2	32
14 Malcolm-Peck, Meagan	f 2-12	2-10	0-0	3	4	7	0	6	1	1	0	0	35
22 Spears, Brittany	f 3-5	0-1	2-2	1	0	1	1	8	1	0	0	1	13
23 Jeffery, Chucky	g 2-10	0-3	0-0	3	5	8	2	4	2	3	0	1	30
34 Dunn, Courtney	c 2-4	0-1	1-2	1	2	4	5	0	1	1	0	1	31
02 Smith, Bianca	0-6	0-4	0-0	1	3	4	2	0	2	0	1	0	22
04 Blythe, Britney	0-0	0-0	0-0	0	0	0	0	0	0	0	0	0	1
21 Dale, Chelsea	0-0	0-0	0-0	0	0	0	0	0	0	0	1	0	1
32 Mullaney, Kelly Jo	3-8	2-5	0-0	2	3	5	1	8	1	2	0	0	28
55 MacFarlane, Melissa	0-1	0-0	0-0	1	0	1	2	0	0	0	0	0	7
TEAM				2	2	4							
Totals.....	15-55	5-28	6-8	17	21	38	16	41	8	16	3	5	200

TOTAL FG% 1st Half: 8-28 28.6% 2nd Half: 7-27 25.9% Game: 27.3% DEADBALL
 3-Pt. FG% 1st Half: 4-16 25.0% 2nd Half: 1-12 8.3% Game: 17.9% REBOUNDS
 F Throw % 1st Half: 4-4 100.0% 2nd Half: 2-4 50.0% Game: 75.0% 2

HOME: Iowa State 23-6, 11-5 Big 12

# Player	fg-a	3fg-a	ft-a	of	de	tot	pf	tp	a	to	bk	s	min
04 Lacey, Alison	g 0-0	0-0	0-0	0	0	0	0	0	0	0	0	0	0+
10 Stuckey, Denae	g 3-4	0-0	3-5	4	5	9	1	9	5	0	0	2	37
03 Florzak, Anna	f 0-2	0-0	0-0	0	0	0	0	0	0	0	0	1	5
22 Lightbourne, Genesis	f 0-2	0-0	0-0	1	1	2	0	0	0	0	0	0	5
30 Mosman, Shellie	f 0-0	0-0	0-0	0	0	0	0	0	0	0	0	0	5
02 Williams, Whitney	2-3	2-3	0-0	0	1	1	6	3	2	0	1	27	
11 Bolte, Kelsey	7-16	4-11	1-1	0	3	3	19	2	2	0	2	39	
12 Schroll, Jessica	0-1	0-1	0-0	1	1	2	0	1	0	0	0	14	
23 Cole, Chasidy	0-2	0-2	0-0	0	1	1	0	1	0	0	0	14	
33 Poppens, Chelsea	4-12	0-0	2-2	5	4	9	1	10	1	2	1	27	
42 Zimmerman, Amanda	1-3	0-1	1-1	0	0	0	1	3	1	0	0	8	
55 Prins, Anna	4-9	1-2	3-4	1	2	3	1	12	0	0	0	20	
TEAM				0	3	3							
Totals.....	21-24	7-22	10-13	11	23	34	8	59	14	11	2	9	200

TOTAL FG% 1st Half: 10-28 35.7% 2nd Half: 11-26 42.3% Game: 38.9% DEADBALL
 3-Pt. FG% 1st Half: 3-10 30.0% 2nd Half: 4-12 25.0% Game: 31.8% REBOUNDS
 F Throw % 1st Half: 5-7 71.4% 2nd Half: 5-6 83.3% Game: 76.9% 4

Officials: Lisa Jones, Jeff Stromgren, Scott Fruehling
 Technical fouls: Colorado - None. Iowa State- None.
 Attendance: 11946

Score by Periods	1st	2nd	Total
Colorado	24	17	41
Iowa State	28	31	59

AMES, Iowa - On a day when two of the Big 12's biggest stars were limited by ailments, the supporting cast of Iowa State shined brighter.
 Kelsey Bolte had a game-high 19 points and two others were in double digits as the No. 13 ranked Cyclones defeated Colorado 59-41 Saturday afternoon at Hilton Coliseum.
 Iowa State's All-Big 12 point guard Alison Lacey, made a ceremonial appearance in the starting lineup for senior day, but was quickly removed from the lineup as she continues to battle an illness that kept her out of the previous game. CU's All-Big 12 star in **Brittany Spears** was only able to play limited minutes while coping with a sinus infection.

Spears scored eight first half points, but played just 13 minutes and none in the second half.
 Colorado (13-16, 3-13 Big 12) shot just 27 percent (15-of-55) and scored a season low 41 points. The Buffaloes were just 5-of-28 (18 percent) from 3-point range.
 Despite the cold shooting, the Buffaloes battled with the Cyclones (23-6, 11-5 Big 12) for most of the contest.
Kelly Jo Mullaney hit long 2-pointer with 6:56 remaining to put Colorado within six at 47-41 with 6:56 remaining in the game, but that was it for the Buffaloes as the Cyclones ended the game with a 12-0 run.

Alyssa Fressle led Colorado with 10 points. Mullaney joined Spears at eight points. **Meagan Malcolm-Peck** had six points and seven rebounds.
 Anna Prins had 12 points for Iowa State while Chelsea Poppens had 10 points and nine rebounds.
 Despite early foul trouble and chilly outside shooting, Colorado was right in it with the Cyclones for the first 20 minutes. The Buffaloes made just 29 percent from the field in the first half (8-of-28) and saw Fressle, **Chucky Jeffery** and **Melissa MacFarlane** pick up two early fouls.

To make matters worse, Iowa State took advantage with three bucket-and-one situations in the first 12 minutes. Amanda Zimmerman's 3-point play with 8:22 left gave ISU its first double-digit lead at 22-12.
 Colorado made just five of its first 21 shots, but the shots the Buffaloes did hit, kept them in the contest. Malcolm-Peck, who had just five 3-pointers during the Big 12 schedule, hit two in the first half. Her second of the period sparked a 9-3 CU run that cut the ISU lead to four (28-24).
 Shortly after a Bolte 3-poniter gave ISU a 28-20 lead, Spears scored on a reverse layup off a nice backdoor pass from Jeffery. Spears then picked Bolte's pocket in the ISU backcourt and scored on the fast break layup to cut the ISU lead to 28-24.

Shortly after a Bolte 3-poniter gave ISU a 28-20 lead, Spears scored on a reverse layup off a nice backdoor pass from Jeffery. Spears then picked Bolte's pocket in the ISU backcourt and scored on the fast break layup to cut the ISU lead to 28-24.

Spears followed with a layup to pull CU to 67-64 with 90 seconds remaining, and Fressle's layup made it 69-66 one possession later. After Taelor Karr made one of two free throws with 11 seconds showing, Chucky Jeffery's layup pulled CU to within 70-68. McConnell-Miller called a timeout with 5.6 seconds left, then KSU's Brittany Chambers hit two free throws to doom CU.
 Meagan Malcolm-Peck sank a 12-foot jumper at the buzzer, but a two-pointer was half of what the Buffs needed.

Game 30
#16/18 BAYLOR 72, COLORADO 65
 Mar. 11, 2010, Kansas City, Mo. (Municipal Auditorium)

VISITORS: Colorado 13-17

# Player	fg-a	3fg-a	ft-a	of	de	tot	pf	tp	a	to	bk	s	min
01 Fressle, Alyssa	g 5-9	3-6	3-4	1	5	6	3	16	3	7	0	2	37
14 Malcolm-Peck, Meagan	f 3-5	1-3	0-0	1	2	3	1	2	4	7	1	2	28
22 Spears, Brittany	f 9-23	3-10	3-4	1	2	3	2	24	4	3	2	5	39
23 Jeffery, Chucky	g 2-7	0-1	4-4	1	6	7	0	8	3	4	0	1	29
34 Dunn, Courtney	c 3-4	1-2	0-0	2	6	8	4	7	1	1	0	0	32
02 Smith, Bianca	1-7	1-5	0-0	0	2	2	3	0	1	0	0	0	26
15 Seabrook, Julie	0-0	0-0	0-0	2	2	4	1	0	1	0	0	0	2
32 Mullaney, Kelly Jo	0-1	0-0	0-0	0	0	0	0	0	0	0	0	0	7
TEAM				2	2	4							
Totals.....	23-56	9-24	10-12	10	22	32	16	65	13	18	4	8	200

TOTAL FG% 1st Half: 14-32 43.8% 2nd Half: 9-24 37.5% Game: 41.1% DEADBALL
 3-Pt. FG% 1st Half: 7-17 41.2% 2nd Half: 2-7 28.6% Game: 37.5% REBOUNDS
 F Throw % 1st Half: 4-5 80.0% 2nd Half: 6-7 85.7% Game: 83.3% 0

HOME: Baylor 23-8

# Player	fg-a	3fg-a	ft-a	of	de	tot	pf	tp	a	to	bk	s	min
01 Hayden, Kimetria	g 4-9	1-4	1-4	0	1	1	3	10	0	1	0	0	25
15 Washington, Shanay	f 2-3	0-0	0-0	0	0	0	2	4	0	0	0	0	7
21 Griffin, Kelli	g 3-7	0-1	2-2	1	2	3	8	9	3	0	4	38	
24 Field, Ashley	c 2-3	0-0	0-0	2	3								

2009-10 SEASON IN REVIEW



Colorado finished the 2009-10 season with a 13-17 overall record and finished the Big 12 regular season in 11th place at 3-13. Despite the sub-.500 mark, the 36th season of Colorado women's basketball was highlighted by a host of memorable games and performances.

Colorado took advantage of home cooking early by winning nine of 10 nonconference games at home en route to a 10-3 preseason record.

The Buffaloes finished second at the Minnesota Subway Classic and won their own Omni Classic at the Coors Events Center.

Brittany Spears and **Bianca Smith** were named to both all-tournament teams while **Chucky Jeffery** was named to the Omni Classic All-Tournament team. Jeffery hit the game winning shot against Harvard in the Omni championship game.

Other big wins during the non conference campaign came against Denver, Seton Hall and San Jose State among others. The 84-57 win over Denver was the first game against the Pioneers in 10 years. The Buffaloes also delivered one of the biggest paybacks in team history, blowing out Seton Hall 80-54 one year after suffering a 37-point loss on the Pirates home floor. Colorado's lone loss at home during the nonconference schedule was to nationally ranked Virginia.

Playing ranked teams turned into a trend during Big 12 play as the Buffaloes played 10 such contests during the league campaign, and two more against teams that had been ranked at one point during the season. In all, CU's 11 games against ranked teams were the second most in team history, trailing only the 16 played in 2001-02. The Buffaloes played 15 of their 30 games against teams that would advance to either the NCAA or WNIT postseason events.

Colorado's tough Big 12 schedule provided some bright moments. By picking up victories at Missouri and Kansas State, the Buffaloes recorded multiple Big 12 road wins in one season for the first time since 2004. Against Missouri, Colorado rallied from a 12-point second half deficit as Spears scored a season-high 34 points, including a 3-pointer that sent the game to overtime.

Even in losses the Buffaloes had some hard-fought battles. Colorado kept pace with No. 3 Nebraska in Lincoln, before falling 89-73, by drilling 15 3-pointers, the second most in team history and the highest ever output on the road. Additionally, the 15

3-pointers set a Bob Devaney Sports Center record as well as a Nebraska opponent mark.

Colorado led the Big 12 and ranked 14th in the nation in free-throw accuracy at 76.1 percent, the third best mark in team history. CU's 229 3-pointers made were the second most on the team's all-time charts. The Buffaloes ranked second in the Big 12 and 18th in NCAA Division I in 3-pointers made at 7.6 per outing.



Bianca Smith

Spears led Colorado in scoring (17.7 ppg), rebounding (7.8 rpg) and steals (2.1 spg), earning honorable mention to the 2010 All-Big 12 Conference team. She is one of only six players in team history to reach 1,500 points and 700 rebounds in a career. Spears ranked among the Big 12 leaders in nearly every statistical category including scoring, rebounding, steals, blocks, 3-pointers and free-throw percentage.

Smith was named the 2010 Big 12 Sixth Man Award winner after averaging 12.8 points per game and leading the Big 12 in 3-pointers (2.7 3mpg) and free-throw percentage (.887). She graduates as CU's single-game, season and career leader in 3-point field goals made and attempted. Smith completed her career in 18th place on CU's all-time scoring list with 1,138 points.

Jeffery and **Meagan Malcolm-Peck** started the majority of the season for the Buffaloes as true freshmen, which bodes well for their future. Jeffery topped the Buffaloes in assists as a true freshman in 2009-10 while averaging 9.3 points and 5.2 rebounds per game. Jeffery also played solid defense, leading all Big 12 freshman in steals with two per outing, and ranking fourth overall on the league charts. Malcolm-Peck pitched in 5.3 points and 3.7 rebounds per game and was CU's top shot blocker with 34 in her initial season.



Meagan Malcolm-Peck

Colorado picked up several Big 12 weekly honors. Spears was named Player of the Week on Nov. 23 after her performance at the Minnesota Tournament. Jeffery and Malcolm-Peck each earned Big 12 Freshman of the Week honors. Malcolm-Peck was honored on Dec. 28 and Jeffery on Jan. 11.

Sophomores **Alyssa Fressle** and **Julie Seabrook** were named to the Academic All-Big 12 Conference Women's Basketball First Team. Kathy McConnell-Miller ended her five-year run as head coach of Colorado with an overall record of 65-88, as it was announced by CU athletic director Mike Bohn on March 29, 2010 that she would not return for the 2010-11 season.



2009-10 BIG 12 HONORS

All-Big 12 Conference Team

First Team

Player	School	Ht.	Yr.	Pos.	Hometown
Brittney Griner	Baylor	6-8	Fr.	C	Houston, Texas
Alison Lacey	Iowa State	6-0	Sr.	G	Canberra, Australia
Ashley Sweat	Kansas State	6-2	Sr.	F	McPherson, Kan.
Kelsey Griffin	Nebraska	6-2	Sr.	F	Eagle River, Alaska
Cory Montgomery	Nebraska	6-2	Sr.	F	Cannon Falls, Minn.
Yvonne Turner	Nebraska	5-8	Sr.	G	Omaha, Neb.
Danielle Robinson	Oklahoma	5-9	Jr.	G	San Jose, Calif.
Amanda Thompson	Oklahoma	6-0	Sr.	F	Chicago, Ill.
Andrea Riley	Oklahoma State	5-5	Sr.	G	Dallas, Texas
Tanisha Smith	Texas A&M	6-0	Sr.	G/F	Kansas City, Mo.

Second Team

Danielle McCray	Kansas	5-11	Sr.	G/F	Olathe, Kan.
Nyeshia Stevenson	Oklahoma	5-9	Sr.	F/G	Little Rock, Ark.
Tegan Cunningham	Oklahoma State	6-1	Sr.	F	Melbourne, Australia
Brittainey Raven	Texas	6-0	Sr.	G	Fort Worth, Texas
Danielle Adams	Texas A&M	6-1	Jr.	F/C	Kansas City, Mo.

All-Big 12 Honorable Mention (alphabetical by school)

Kelli Griffin and Morghan Medlock (Baylor), **Brittany Spears (Colorado)**, Kelsey Bolte (Iowa State), RaeShara Brown and Jessra Johnson (Missouri), Dominique Kelley (Nebraska), Ashleigh Fontenette and Kathleen Nash (Texas), Sydney Carter (Texas A&M) and Jordan Murphree and Ashlee Roberson (Texas Tech)

2009-10 Phillips 66 All-Big 12 Awards

Coach of the Year: Connie Yori, Nebraska

Player of the Year: Kelsey Griffin, Nebraska

Newcomer of the Year: Danielle Adams, Texas A&M

Freshman of the Year: Brittney Griner, Baylor

Co-Defensive Player of the Year: Brittney Griner, Baylor and Yvonne Turner, Nebraska

Sixth Man Award: Bianca Smith, Colorado

Big 12 All-Defensive Team: Brittney Griner (Baylor), Denae Stuckey (Iowa State), Kelsey Griffin (Nebraska), Yvonne Turner (Nebraska), Danielle Robinson (Oklahoma)

Big 12 All-Freshman Team: Brittney Griner (Baylor), Anna Prins (Iowa State), Carolyn Davis (Kansas), Lindsey Moore (Nebraska), Cokie Reed (Texas)

Big 12 Championship All-Tournament Team: Danielle Adams (Texas A&M (MOP)), Danielle Robinson (Oklahoma), Amanda Thompson (Oklahoma), Andrea Riley (Oklahoma State), Tyra White (Texas A&M)



Brittany Spears

STANDINGS

Team	Conference					Overall					vs. Ranked Teams				
	W	L	Pct.	H	A	W	L	Pct.	H	A	N	Last 10	Streak	Top 10	Top 25
Nebraska*~	16	0	1.00	8-0	8-0	32	2	.941	16-0	12-0	4-2	8-2	L1	5-0	9-2
Iowa State~	11	5	.688	7-1	4-4	25	8	.758	18-1	5-5	2-2	7-3	L1	0-3	3-6
Oklahoma~	11	5	.688	6-2	5-3	27	11	.711	13-3	8-5	6-3	7-3	L1	3-6	10-11
Texas A&M^~	10	6	.625	6-2	4-4	26	8	.765	12-2	7-5	7-1	8-2	L1	2-1	11-6
Texas~	10	6	.625	5-3	5-3	22	11	.667	12-4	6-4	4-3	5-5	L2	0-5	5-9
Baylor~	9	7	.563	6-2	3-5	27	10	.730	15-2	4-6	8-2	7-3	L1	3-3	9-9
Oklahoma State~	9	7	.563	5-3	4-4	24	11	.686	14-3	6-5	4-3	6-4	L1	2-2	6-10
Texas Tech!	5	11	.313	3-5	2-6	18	15	.545	14-5	3-8	1-2	4-6	L1	0-3	2-11
Kansas State	5	11	.313	3-5	2-6	14	18	.438	7-8	4-8	3-2	2-8	L1	0-3	2-9
Kansas!	5	11	.313	3-5	2-6	17	16	.515	13-5	4-8	0-3	3-7	L1	0-3	0-11
Colorado	3	13	.188	1-7	2-6	13	17	.433	10-8	2-8	1-1	1-9	L4	0-2	0-11
Missouri	2	14	.125	2-6	0-8	12	18	.400	9-8	2-9	1-1	1-9	L1	0-2	2-10

*-Big 12 Champion; ^-Big 12 Postseason Champion; ~-NCAA Participant; !-WNIT Participant

BIG 12 INDIVIDUAL STATISTICS



To be ranked, a player must appear in at least 75.0% of their team's games.

SCORING

##	Player-Team	Cl	G	FG	3FG	FT	Pts	Avg/G
1.	Riley, Andrea-OSU	SR	34	296	78	239	909	26.7
2.	Griffin, Kelsey-NU	SR	34	245	6	189	685	20.1
3.	Griner, Brittney-BU	FR	35	232	0	180	644	18.4
4.	Spears, Brittany-CU	JR	30	184	55	108	531	17.7
5.	Robinson, Danielle-OU	JR	38	240	2	157	639	16.8
6.	Cunningham, Tegan-OSU	SR	35	228	68	62	586	16.7
7.	Adams, Danielle-TAMU	JR	33	201	23	114	539	16.3
8.	Sweat, Ashley-KSU	SR	32	172	35	135	514	16.1
9.	Lacey, Alison-ISU	SR	30	163	53	94	473	15.8
10.	Smith, Tanisha-TAMU	SR	34	207	19	81	514	15.1
11.	Stevenson, Nyeshia-OU	SR	38	202	86	63	553	14.6
12.	Raven, Brittainey-UT	SR	33	156	44	116	472	14.3
13.	Thompson, Amanda-OU	SR	38	199	24	74	496	13.1
14.	Smith, Bianca-CU	SR	30	120	82	63	385	12.8
15.	Montgomery, Cory-NU	SR	34	167	38	59	431	12.7
16.	Johnson, Jessra-MU	SR	28	124	14	91	353	12.6
17.	Kelley, Dominique-NU	JR	34	120	22	165	427	12.6
18.	Bolte, Kelsey-ISU	JR	32	136	84	37	393	12.3
19.	Roberson, Ashlee-TTU	SR	33	156	30	62	404	12.2
20.	Chambers, Brittany-KSU	FR	32	129	65	65	388	12.1
21.	Murphree, Jordan-TTU	SR	32	127	28	99	381	11.9
22.	Nash, Kathleen-UT	JR	33	130	68	59	387	11.7
23.	Turner, Yvonne-NU	SR	34	134	82	45	395	11.6
24.	Mallard, Kierra-TTU	SO	29	133	6	60	332	11.4
25.	White, Tyra-TAMU	SO	34	149	28	33	359	10.6
26.	Olajuwon, Abi-OU	SR	38	161	0	79	401	10.6
27.	Fontenette, Ashleigh-UT	SO	33	130	27	52	339	10.3
28.	Davis, Carolyn-KU	FR	27	105	0	66	276	10.2
29.	Prins, Anna-ISU	FR	27	99	27	42	267	9.9
30.	Morris, Sade-KU	SR	33	123	6	70	322	9.8

REBOUNDING

##	Player-Team	Cl	G	OFF	DEF	TOT	Avg/G
1.	Thompson, Amanda-OU	SR	38	141	259	400	10.5
2.	Griffin, Kelsey-NU	SR	34	118	236	354	10.4
3.	Roberson, Ashlee-TTU	SR	33	120	161	281	8.5
4.	Griner, Brittney-BU	FR	35	87	210	297	8.5
5.	Spears, Brittany-CU	JR	30	70	164	234	7.8
6.	Medlock, Morghan-BU	SR	37	68	212	280	7.6
7.	Olajuwon, Abi-OU	SR	38	105	174	279	7.3
8.	Cunningham, Tegan-OSU	SR	35	68	187	255	7.3
9.	Poppens, Chelsea-ISU	FR	33	106	132	238	7.2
10.	Robinson, Precious-OSU	JR	35	101	151	252	7.2
11.	Mallard, Kierra-TTU	SO	29	71	135	206	7.1
12.	Sutherland, Aishah-KU	SO	33	74	159	233	7.1
13.	Nash, Kathleen-UT	JR	33	71	151	222	6.7
14.	Gayle, Ashley-UT	SO	33	65	145	210	6.4
15.	Young, Toni-OSU	FR	35	91	130	221	6.3
16.	Stuckey, Denaee-ISU	SR	33	83	117	200	6.1
17.	Johnson, Jessra-MU	SR	28	67	102	169	6.0
18.	Adams, Danielle-TAMU	JR	33	96	97	193	5.8
19.	Chambers, Brittany-KSU	FR	32	53	132	185	5.8
20.	Davis, Carolyn-KU	FR	27	57	95	152	5.6

ASSIST/TURNOVER RATIO (Min. 3.0 assists/game)

##	Player-Team	Cl	G	Asst	Avg	Turn	Avg	Ratio
1.	Lacey, Alison-ISU	SR	30	187	6.2	63	2.1	2.97
2.	Carter, Sydney-TAMU	SO	34	116	3.4	54	1.6	2.15
3.	Griffin, Kelli-BU	JR	37	187	5.1	96	2.6	1.95
4.	Colson, Sydney-TAMU	JR	30	129	4.3	68	2.3	1.90
5.	Smalls, Monique-TTU	FR	33	135	4.1	72	2.2	1.88
6.	Moore, Lindsey-NU	FR	34	154	4.5	87	2.6	1.77
7.	Fontenette, Ashleigh-UT	SO	33	108	3.3	69	2.1	1.57
8.	Riley, Andrea-OSU	SR	34	220	6.5	147	4.3	1.50
9.	Murphree, Jordan-TTU	SR	32	97	3.0	72	2.3	1.35
10.	Brown, RaeShara-MU	JR	30	96	3.2	72	2.4	1.33
11.	Robinson, Danielle-OU	JR	38	202	5.3	155	4.1	1.30
12.	Smith, Tanisha-TAMU	SR	34	123	3.6	108	3.2	1.14
13.	Jeffery, Chucky-CU	FR	29	97	3.3	115	4.0	0.84

FIELD GOAL PCT (Min. 3.0 made per game)

##	Player-Team	Cl	G	FG	FGA	Pct
1.	Davis, Carolyn-KU	FR	27	105	146	.719
2.	Boogaard, Krysten-KU	JR	33	104	170	.612
3.	Griffin, Kelsey-NU	SR	34	245	411	.596
4.	White, Tyra-TAMU	SO	34	149	283	.527
5.	Sutherland, Aishah-KU	SO	33	126	241	.523
6.	Reed, Cokie-UT	FR	33	103	200	.515
7.	Montgomery, Cory-NU	SR	34	167	329	.508
8.	Olajuwon, Abi-OU	SR	38	161	318	.506
9.	Griner, Brittney-BU	FR	35	232	461	.503
10.	Adams, Danielle-TAMU	JR	33	201	410	.490
11.	Poppens, Chelsea-ISU	FR	33	111	227	.489
12.	Elonu, Adaora-TAMU	SO	34	121	257	.471
13.	Medlock, Morghan-BU	SR	37	141	300	.470
14.	Robinson, Danielle-OU	JR	38	240	516	.465
15.	Nash, Kathleen-UT	JR	33	130	281	.463

ASSISTS

##	Player-Team	Cl	G	Assists	Avg/G
1.	Riley, Andrea-OSU	SR	34	220	6.47
2.	Lacey, Alison-ISU	SR	30	187	6.23
3.	Robinson, Danielle-OU	JR	38	202	5.32
4.	Griffin, Kelli-BU	JR	37	187	5.05
5.	Moore, Lindsey-NU	FR	34	154	4.53
6.	Colson, Sydney-TAMU	JR	30	129	4.30
7.	Smalls, Monique-TTU	FR	33	135	4.09
8.	Smith, Tanisha-TAMU	SR	34	123	3.62
9.	Carter, Sydney-TAMU	SO	34	116	3.41
10.	Jeffery, Chucky-CU	FR	29	97	3.34
11.	Fontenette, Ashleigh-UT	SO	33	108	3.27
12.	Brown, RaeShara-MU	JR	30	96	3.20
13.	Murphree, Jordan-TTU	SR	32	97	3.03
14.	Morris, Sade-KU	SR	33	97	2.94
15.	Kincaid, Kari-KSU	SR	32	86	2.69

FREE THROW PCT (Min. 2.0 made per game)

##	Player-Team	Cl	G	FTM	FTA	Pct
1.	Smith, Bianca-CU	SR	30	63	71	.887
2.	Lacey, Alison-ISU	SR	30	94	107	.879
3.	Robinson, Danielle-OU	JR	38	157	179	.877
4.	Chambers, Brittany-KSU	FR	32	65	77	.844
5.	Spears, Brittany-CU	JR	30	108	129	.837
6.	Martin, Tilmila-TTU	SR	32	79	96	.823
7.	Riley, Andrea-OSU	SR	34	239	298	.802
8.	Sweat, Ashley-KSU	SR	32	135	169	.799
9.	Raven, Brittainey-UT	SR	33	116	147	.789
10.	Carter, Sydney-TAMU	SO	34	70	90	.778
11.	Kelley, Dominique-NU	JR	34	165	214	.771
12.	Griffin, Kelli-BU	JR	37	78	103	.757
13.	Griffin, Kelsey-NU	SR	34	189	250	.756
14.	Jeffery, Chucky-CU	FR	29	70	93	.753
15.	Morris, Sade-KU	SR	33	70	94	.745

STEALS

##	Player-Team	Cl	G	Steals	Avg/G
1.	Brown, RaeShara-MU	JR	30	88	2.93
2.	Smith, Tanisha-TAMU	SR	34	76	2.24
3.	Spears, Brittany-CU	JR	30	64	2.13
4.	Smalls, Monique-TTU	FR	33	66	2.00
5.	Jeffery, Chucky-CU	FR	29	58	2.00
6.	Murphree, Jordan-TTU	SR	32	60	1.88
7.	Robinson, Danielle-OU	JR	38	71	1.87
8.	Turner, Yvonne-NU	SR	34	63	1.85
9.	Griffin, Kelsey-NU	SR	34	60	1.76
10.	Thompson, Amanda-OU	SR	38	67	1.76
11.	Riley, Andrea-OSU	SR	34	59	1.74
12.	Colson, Sydney-TAMU	JR	30	52	1.73
13.	Roberson, Ashlee-TTU	SR	33	53	1.61
14.	Karr, Taelor-KSU	FR	32	49	1.53
15.	Raven, Brittainey-UT	SR	33	49	1.48

3-POINT FG PCT (Min. 1.5 made per game)

##	Player-Team	Cl	G	3FG	FGA	Pct
1.	Nash, Kathleen-UT	JR	33	68	144	.472
2.	Bolte, Kelsey-ISU	JR	32	84	205	.410
3.	Cunningham, Tegan-OSU	SR	35	68	176	.386
4.	Karr, Taelor-KSU	FR	32	56	145	.386
5.	Chambers, Brittany-KSU	FR	32	65	171	.380
6.	Lacey, Alison-ISU	SR	30	53	142	.373
7.	Turner, Yvonne-NU	SR	34	82	225	.364
8.	Spears, Brittany-CU	JR	30	55	154	.357
9.	Kincaid, Kari-KSU	SR	32	50	141	.355
10.	Smith, Bianca-CU	SR	30	82	233	.352
11.	Stevenson, Nyeshia-OU	SR	38	86	259	.332
12.	Hanneman, Amanda-MU	SR	28	58	191	.304
13.	Riley, Andrea-OSU	SR	34	78	262	.298

3-POINT FG MADE

##	Player-Team	Cl	G	3FG	Avg/G
1.	Smith, Bianca-CU	SR	30	82	2.73
2.	Bolte, Kelsey-ISU	JR	32	84	2.63
3.	Turner, Yvonne-NU	SR	34	82	2.41
4.	Riley, Andrea-OSU	SR	34	78	2.29
5.	Stevenson, Nyeshia-OU	SR	38	86	2.26
6.	Hanneman, Amanda-MU	SR	28	58	2.07

7.	Nash, Kathleen-UT	JR	33	68	2.06
8.	Chambers, Brittany-KSU	FR	32	65	2.03
9.	Cunningham, Tegan-OSU	SR	35	68	1.94
10.	Spears, Brittany-CU	JR	30	55	1.83
11.	Lacey, Alison-ISU	SR	30	53	1.77
12.	Karr, Taelor-KSU	FR	32	56	1.75
13.	Kincaid, Kari-KSU	SR	32	50	1.56
14.	Williams, Whitney-ISU	SO	33	48	1.45
15.	Arriaran, Erika-UT	SR	30	41	1.37

BLOCKED SHOTS

##	Player-Team	Cl	G	Blocks	Avg/G
1.	Griner, Brittney-BU	FR	35	223	6.37
2.	Gayle, Ashley-UT	SO	33	103	3.12
3.	Mallard, Kierra-TTU	SO	29	55	1.90
4.	Redmon, Catheryn-NU	JR	34	63	1.85
5.	Adams, Danielle-TAMU	JR	33	45	1.36
6.	Flores, Christine-MU	SO	30	39	1.30
7.	Reed, Cokie-UT	FR	33	40	1.21
8.	Johnson, Jessra-MU	SR	28	32	1.14
9.	Malcolm-Peck, Meagan-CU	FR	30	34	1.13
10.	Sutherland, Aishah-KU	SO	33	36	1.09
11.	Davis, Carolyn-KU	FR	27	28	1.04
12.	Spears, Brittany-CU	JR	30	31	1.03
13.	Thompson,				



BIG 12 TEAM STATISTICS

SCORING OFFENSE

##	Team	G	W-L	Pts	Avg/G
1.	Nebraska	34	32-2	2632	77.4
2.	Texas A&M	34	26-8	2567	75.5
3.	Texas	33	22-11	2424	73.5
4.	Oklahoma State	35	24-11	2542	72.6
5.	Oklahoma	38	27-11	2725	71.7
6.	Baylor	37	27-10	2603	70.4
7.	Kansas	33	17-16	2232	67.6
8.	Colorado	30	13-17	2009	67.0
9.	Iowa State	33	25-8	2157	65.4
10.	Texas Tech	33	18-15	2150	65.2
11.	Missouri	30	12-18	1857	61.9
12.	Kansas State	32	14-18	1971	61.6

SCORING DEFENSE

##	Team	G	Pts	Avg/G
1.	Iowa State	33	1767	53.5
2.	Baylor	37	2087	56.4
3.	Nebraska	34	1983	58.3
4.	Texas A&M	34	2051	60.3
5.	Missouri	30	1827	60.9
6.	Kansas State	32	1995	62.3
7.	Texas Tech	33	2098	63.6
8.	Texas	33	2128	64.5
9.	Kansas	33	2180	66.1
10.	Oklahoma	38	2514	66.2
11.	Colorado	30	1997	66.6
12.	Oklahoma State	35	2349	67.1

SCORING MARGIN

##	Team	G	OFF	DEF	Margin
1.	Nebraska	34	77.4	58.3	+19.1
2.	Texas A&M	34	75.5	60.3	+15.2
3.	Baylor	37	70.4	56.4	+13.9
4.	Iowa State	33	65.4	53.5	+11.8
5.	Texas	33	73.5	64.5	+9.0
6.	Oklahoma	38	71.7	66.2	+5.6
7.	Oklahoma State	35	72.6	67.1	+5.5
8.	Texas Tech	33	65.2	63.6	+1.6
9.	Kansas	33	67.6	66.1	+1.6
10.	Missouri	30	61.9	60.9	+1.0
11.	Colorado	30	67.0	66.6	+0.4
12.	Kansas State	32	61.6	62.3	-0.8

FREE THROW PERCENTAGES

##	Team	G	FTM	FTA	Pct
1.	Colorado	30	360	473	.761
2.	Iowa State	33	394	534	.738
3.	Oklahoma	38	494	670	.737
4.	Kansas State	32	347	474	.732
5.	Baylor	37	637	879	.725
6.	Oklahoma State	35	509	707	.720
7.	Kansas	33	423	591	.716
8.	Nebraska	34	595	839	.709
9.	Texas A&M	34	451	658	.685
10.	Texas	33	496	726	.683
11.	Missouri	30	374	556	.673
12.	Texas Tech	33	453	691	.656

FIELD GOAL PERCENTAGES

##	Team	G	FG	FGA	Pct
1.	Nebraska	34	906	1967	.461
2.	Texas A&M	34	987	2151	.459
3.	Baylor	37	940	2053	.458
4.	Kansas	33	841	1853	.454
5.	Oklahoma	38	1022	2372	.431
6.	Iowa State	33	751	1753	.428
7.	Texas	33	861	2025	.425
8.	Colorado	30	710	1725	.412
9.	Oklahoma State	35	912	2240	.407
10.	Texas Tech	33	776	1916	.405
11.	Kansas State	32	696	1734	.401
12.	Missouri	30	671	1787	.375

FIELD GOAL PCT DEFENSE

##	Team	G	FG	FGA	Pct
1.	Baylor	37	777	2343	.332
2.	Iowa State	33	625	1751	.357
3.	Texas A&M	34	690	1858	.371
4.	Texas	33	778	2072	.375
5.	Oklahoma State	35	810	2117	.383
6.	Nebraska	34	767	1968	.390
7.	Oklahoma	38	913	2333	.391
8.	Kansas	33	805	1987	.405
9.	Texas Tech	33	784	1915	.409
10.	Colorado	30	688	1676	.411
11.	Missouri	30	677	1629	.416
12.	Kansas State	32	739	1744	.424

3-POINT FIELD GOAL PERCENTAGES

##	Team	G	FG	FGA	Pct
1.	Iowa State	33	261	687	.380
2.	Kansas State	32	232	633	.367
3.	Texas	33	206	566	.364
4.	Texas A&M	34	142	399	.356
5.	Colorado	30	229	665	.344
6.	Nebraska	34	225	661	.340
7.	Kansas	33	127	374	.340
8.	Texas Tech	33	145	456	.318
9.	Oklahoma	38	187	603	.310
10.	Oklahoma State	35	209	674	.310
11.	Missouri	30	141	500	.282
12.	Baylor	37	86	312	.276

3-POINT FIELD GOAL PCT DEFENSE

##	Team	G	FG	FGA	Pct
1.	Baylor	37	201	740	.272
2.	Kansas State	32	132	464	.284
3.	Texas A&M	34	139	484	.287
4.	Nebraska	34	145	503	.288
5.	Iowa State	33	181	622	.291
6.	Texas Tech	33	147	497	.296
7.	Texas	33	166	560	.296
8.	Oklahoma	38	187	620	.302
9.	Oklahoma State	35	248	798	.311
10.	Colorado	30	133	424	.314
11.	Missouri	30	116	356	.326
12.	Kansas	33	160	473	.338

REBOUNDING OFFENSE

##	Team	G	Reb	Avg/G
1.	Baylor	37	1583	42.8
2.	Texas	33	1403	42.5
3.	Oklahoma State	35	1445	41.3
4.	Oklahoma	38	1552	40.8
5.	Texas A&M	34	1336	39.3
6.	Nebraska	34	1312	38.6
7.	Iowa State	33	1253	38.0
8.	Kansas	33	1243	37.7
9.	Texas Tech	33	1221	37.0
10.	Missouri	30	1087	36.2
11.	Colorado	30	1054	35.1
12.	Kansas State	32	1062	33.2

REBOUNDING DEFENSE

##	Team	G	Reb	Avg/G
1.	Iowa State	33	989	30.0
2.	Nebraska	34	1155	34.0
3.	Kansas	33	1156	35.0
4.	Kansas State	32	1127	35.2
5.	Baylor	37	1312	35.5
6.	Texas A&M	34	1233	36.3
7.	Colorado	30	1106	36.9
8.	Oklahoma	38	1404	36.9
9.	Texas	33	1243	37.7
10.	Missouri	30	1157	38.6
11.	Texas Tech	33	1275	38.6
12.	Oklahoma State	35	1390	39.7

BLOCKED SHOTS

##	Team	G	Blocks	Avg/G
1.	Baylor	37	277	7.49
2.	Texas	33	199	6.03
3.	Texas A&M	34	171	5.03
4.	Missouri	30	119	3.97
5.	Kansas	33	129	3.91
6.	Colorado	30	115	3.83
7.	Nebraska	34	126	3.71
8.	Texas Tech	33	117	3.55
9.	Oklahoma State	35	117	3.34
10.	Oklahoma	38	109	2.87
11.	Iowa State	33	82	2.48
12.	Kansas State	32	70	2.19

ASSISTS

##	Team	G	Assists	Avg/G
1.	Texas A&M	34	550	16.18
2.	Baylor	37	543	14.68
3.	Iowa State	33	469	14.21
4.	Nebraska	34	480	14.12
5.	Kansas	33	462	14.00
6.	Texas	33	445	13.48
7.	Oklahoma	38	512	13.47
8.	Texas Tech	33	427	12.94
9.	Missouri	30	369	12.30
10.	Colorado	30	361	12.03
11.	Oklahoma State	35	413	11.80
12.	Kansas State	32	367	11.47

STEALS

##	Team	G	Steals	Avg/G
1.	Texas A&M	34	347	10.21
2.	Texas Tech	33	315	9.55
3.	Colorado	30	256	8.53
4.	Missouri	30	254	8.47
5.	Nebraska	34	272	8.00
6.	Texas	33	263	7.97
7.	Oklahoma State	35	241	6.89
8.	Oklahoma	38	260	6.84
9.	Baylor	37	248	6.70
10.	Kansas	33	198	6.00
11.	Iowa State	33	180	5.45
12.	Kansas State	32	170	5.31

OFFENSIVE REBOUNDS

##	Team	G	No.	Avg/G
1.	Oklahoma State	35	515	14.71
2.	Missouri	30	434	14.47
3.	Texas	33	472	14.30
4.	Texas A&M	34	482	14.18
5.	Oklahoma	38	506	13.32
6.	Texas Tech	33	429	13.00
7.	Iowa State	33	405	12.27
8.	Kansas	33	403	12.21
9.	Colorado	30	366	12.20
10.	Nebraska	34	414	12.18
11.	Baylor	37	430	11.62
12.	Kansas State	32	345	10.78

DEFENSIVE REBOUNDS

##	Team	G	No.	Avg/G
1.	Baylor	37	1153	31.16
2.	Texas	33	931	28.21
3.	Oklahoma	38	1046	27.53
4.	Oklahoma State	35	930	26.57
5.	Nebraska	34	898	26.41
6.	Iowa State	33	848	25.70
7.	Kansas	33	840	25.45
8.	Texas A&M	34	854	25.12
9.	Texas Tech	33	792	24.00
10.	Colorado	30	688	22.93
11.	Kansas State	32	717	22.41
12.	Missouri	30	653	21.77

3-POINT FG MADE

##	Team	G	3FG	Avg/G
1.	Iowa State	33	261	7.91
2.	Colorado	30	229	7.63
3.	Kansas State	32	232	7.25
4.	Nebraska	34	225	6.62
5.	Texas	33	206	6.24
6.	Oklahoma State	35	209	5.97
7.	Oklahoma	38	187	4.92
8.	Missouri	30	141	4.70
9.	Texas Tech	33	145	4.39
10.	Texas A&M	34	142	4.18
11.	Kansas	33	127	3.85
12.	Baylor	37	86	2.32

REBOUNDING MARGIN

##	Team	G	TEAM	Avg	OPP	Avg Margin
1.	Iowa State	33	1253	38.0	989	30.0 +8.0
2.	Baylor	37	1583	42.8	1312	35.5 +7.3
3.	Texas	33	1403	42.5	1243	37.7 +4.8
4.	Nebraska	34	1312	38.6	1155	34.0 +4.6
5.	Oklahoma	38	1552	40.8	1404	36.9 +3.9
6.	Texas A&M	34	1336	39.3	1233	36.3 +3.0
7.	Kansas	33	1243	37.7	1156	35.0 +2.6
8.	Oklahoma State	35	1445	41.3	1390	39.7 +1.6
9.	Texas Tech	33	1221	37.0	1275	38.6 -1.6
10.	Colorado	30	1054			



OPPONENTS



2010-11 OPPONENTS

REGIS

Fri., Nov. 12, 2010, 5:30 p.m.,
Boulder, Colo.



Linda Raunig



SCHOOL INFORMATION

LocationDenver, Colo.
Founded.....1877
Enrollment1,600
NicknameRangers
Colors.....Navy Blue and Gold
ConferenceRocky Mountain
Athletic (NCAA II)
Arena (Capacity)Regis Fieldhouse
(1,800)
President....Fr. Michael Sheeran, S.J.
Athletic DirectorAnn Martin

SPORTS INFORMATION

WBB SIDBrianna Workman
Office.....303-458-4052
Cell.....720-320-4703
E-Mail.....workm614@regis.edu
Fax303-964-3659
Press Row Phone.....303-964-3605
Websiteregisrangers.com

COACHING STAFF

Head CoachLinda Raunig
Record at RU (years) ...341-223 (20)
Career Record (years) ..341-223 (20)
Assistant Coach.....Vanessa Bain

TEAM INFORMATION

2009-10 Record10-17
2009-10 Conference...3-16 (6th-East)
2010 PostseasonDNP
Final Ranking (AP/WBCA)NR
Letterwinners Returning/Lost...11/2
Starters Returning/Lost.....4/1

KEY RETURNERS (2009-10 STATS)

Salina Kuiper, 6-5, Sr., C
(12.0 PPG, 3.5 rpg, 1.7 bpg)
Lauren Luebbe, 5-10, Sr., F
(10.7 PPG, 5.1 rpg, 2.5 apg)*
Chelsea Porter, 5-11, Sr., F
(11.5 PPG, 4.4 rpg, 0.9 spg)
Tae'lor Purdy, 5-10, So., F
(14.7 PPG, 6.7 rpg, 2.4 apg)

*stats from 2008-09, redshirt in
2009-10

SERIES INFORMATION

Overall.....First Meeting

DENVER

Tue., Nov. 16, 2010, 7 p.m.,
Denver, Colo.



Erik Johnson



SCHOOL INFORMATION

LocationDenver, Colo.
Founded.....1864
Enrollment.....11,644
NicknamePioneers
Colors.....Crimson and Gold
ConferenceSun Belt
Arena (Capacity)Magness Arena
(7,200)
Chancellor.....Robert D. Coombe
Athletic Director ..Peg Bradley-Doppes

SPORTS INFORMATION

Women's Basketball SID ..Nicole Dupes
Office.....303-871-4990
Cell.....954-478-2090
E-Mail.....Nicole.dupes@du.edu
Fax303-871-3890
Press Row Phone 303-871-3922
Websitedenverpioneers.com

COACHING STAFF

Head CoachErik Johnson
Record at DU (years)34-28 (2)
Career Record (years)34-28 (2)
Assistant CoachYvonne Hawkins
Assistant Coach.....Shelley Sheetz
Assistant Coach.....Lisa Faulkner

TEAM INFORMATION

2009-10 Record18-13
2009-10 Conference12-6 (3rd)
2010 PostseasonDNP
Final Ranking (AP/WBCA)NR
Letterwinners Returning/Lost....5/4
Starters Returning/Lost.....4/1

KEY RETURNERS (2009-10 STATS)

Kaetlyn Murdoch, 5-11, Jr., F
(15.8 PPG, 7.5 rpg, 1.5)
Brittanni Rice, 5-9, Sr., G
(14.5 PPG, 2.7 rpg, 2.2 apg)
Brianna Culberson, 5-11, Sr., F
(13.5 PPG, 6.1 rpg, 2.3 apg)

SERIES INFORMATION

OverallCU leads 3-1
In Boulder.....CU leads 2-0
In DenverTied 1-1

SANTA CLARA

Fri. Nov. 19, 2010, 7 p.m.,
Boulder, Colo.



Jennifer Mountain



SCHOOL INFORMATION

Location.....Santa Clara, Calif.
Founded.....1851
Enrollment8,685
NicknameBroncos
Colors.....Red and White
ConferenceWest Coast
Arena (Capacity)Leavey Center
(4,500)
President.....Michael Engh, S.J.
Athletic DirectorDan Coonan

SPORTS INFORMATION

Women's Basketball SID ..Nick Mirkovich
Office.....408-554-4659
Cell.....408-991-4777
E-Mailnmirkovich@scu.edu
Fax408-554-6942
Press Row Phone.....408-554-4655
Websitesantaclarabroncos.com

COACHING STAFF

Head CoachJennifer Mountain
Record at SCU (years)9-54 (2)
Career Record (years)9-54 (2)
Assistant CoachTamara Inoue
Assistant CoachEvan Unrau
Assistant CoachMarissa White

TEAM INFORMATION

2009-10 Record5-27
2009-10 Conference.....1-13 (t-7th)
2010 PostseasonDNP
Final Ranking (AP/WBCA)NR
Letterwinners Returning/Lost....3/2
Starters Returning/Lost.....9/4

KEY RETURNERS (2009-10 STATS)

Meagan Fulps, 5-7, So., G
(11.2 PPG, 3.8 rpg, 1.5 apg)
Lena Gipson, 6-0, Sr., F
(12.6 PPG, 10.0 rpg, 1.2 apg)
Alyssa Shoji, 5-6, Jr., G
(13.7 PPG, 2.8 rpg, 2.6 apg)

SERIES INFORMATION

OverallCU leads 1-0
Neutral.....CU leads 1-0

TENNESSEE-MARTIN

Sun. Nov. 21, 2010, 2 p.m.,
Boulder, Colo.



Kevin McMillan



SCHOOL INFORMATION

LocationMartin, Tenn.
Founded.....1900
Enrollment8,011
NicknameSkyhawks
Colors.....Navy Blue, Orange & White
Conference.....Ohio Valley
Arena (Capacity).....Skyhawk Arena
(5,000)
Chancellor.....Dr. Tom Rakes
Athletic DirectorPhil Dane

SPORTS INFORMATION

Women's Basketball SID ...Joe Lofaro
Office.....731-881-7632
Cell.....731-514-2905
E-Mailjlofaro@utm.edu
Fax731-881-7624
Press Row Phone.....731-881-7694
Websiteutmsports.com

COACHING STAFF

Head CoachKevin McMillan
Record at UTM (years)11-19 (1)
Career Record (years)11-19 (1)
Assistant CoachBrian Haskins
Assistant CoachDavid Russell
Assistant CoachStacie Evans

TEAM INFORMATION

2009-10 Record11-19
2009-10 Conference.....8-10 (t-4th)
2010 PostseasonDNP
Final Ranking (AP/WBCA)NR
Letterwinners Returning/LostN/A
Starters Returning/LostN/A

KEY RETURNERS (2009-10 STATS)

Erica Glisson, 5-7, So., G
(4.5 PPG, 2.1 rpg, 3.0 apg)
Alecia Weatherly, 5-11, Sr., G
(12.6 PPG, 5.9 rpg, 2.0 apg)

SERIES INFORMATION

Overall.....First Meeting

2010-11 OPPONENTS



OMNI HOTELS® CLASSIC

Friday, Nov. 26

EASTERN WASHINGTON

vs.

LOYOLA-CHICAGO

5 p.m.

EVANSVILLE

vs.

COLORADO

7:30 p.m.



Saturday, Nov. 27

CONSOLATION

5 p.m.

CHAMPIONSHIP

7:30 p.m.

Previous Coors Classic Winners

- 1987 – Houston
- 1988 – Colorado
- 1989 – Colorado
- 1990 – Washington
- 1991 – Vanderbilt
- 1992 – Colorado
- 1993 – Colorado
- 1994 – Colorado
- 1995 – Louisiana Tech
- 1996 – Colorado
- 1997 – Colorado
- 1998 – Colorado
- 1999 – Colorado
- 2000 – Colorado
- 2001 – Colorado
- 2002 – Villanova
- 2003 – Colorado
- 2004 – LSU
- 2005 – Northern Iowa
- 2006 – CU/Wyoming
- 2007 – Clemson
- 2008 – Minnesota
- 2009 – Colorado

LOYOLA CHICAGO

Sat. Nov. 27, 5/7:30 p.m.,
Boulder, Colo.



Eric Simpson



SCHOOL INFORMATION

LocationChicago, Ill.
 Founded.....1870
 Enrollment.....15,670
 Nickname.....Ramblers
 ColorsMaroon and Gold
 Conference.....Horizon League
 Arena (Capacity).....Gentile Center
 (5,200)
 President ..Michael J. Garanzini, S.J.
 Athletic Director.....Dr. John Planck

SPORTS INFORMATION

Women's Basketball SID...Leo Krause
 Office.....773-508-2497
 Cell.....N/A
 E-Mail.....lkrause@luc.edu
 Fax773-508-3884
 Press Row Phone.....773-274-3550
 Websiteloyolaramblers.com

COACHING STAFF

Head CoachEric Simpson
 Record at LU (years)15-15 (1)
 Career Record (years)15-15 (1)
 Assoc. Head CoachBrent Brown
 Assistant Coach ...Clare Bodensteiner
 Assistant Coach Latoya Howell

TEAM INFORMATION

2009-10 Record15-15
 2009-10 Conference9-9 (t-5th)
 2010 PostseasonDNP
 Final Ranking (AP/WBCA)NR
 Letterwinners Returning/LostN/A
 Starters Returning/LostN/A

KEY RETURNERS (2009-10 STATS)

Monica Albano, 5-8, So., G
 (5.4 PPG, 2.2 rpg, 1.3 apg)
 Ellen Ayoub, 6-1, Jr., F
 (6.3 PPG, 4.0 rpg, 0.8 apg)
 Brittany Boeke, 6-2, Sr., F/C
 (6.1 PPG, 3.5 rpg, 1.3 apg)

SERIES INFORMATION

Overall.....First Meeting

EASTERN WASHINGTON

Sat., Nov. 27, 2010, 5/7:30 p.m.,
Boulder, Colo.



Wendy Schuller



SCHOOL INFORMATION

Location.....Cheney, Wash
 Founded.....1882
 Enrollment9,897
 NicknameEagles
 ColorsRed & White
 Conference.....Big Sky
 Arena (Capacity)Reese Court
 (6,000)
 ChancellorDr. Rodolfo Arevalo
 Athletic DirectorBill Chaves

SPORTS INFORMATION

WBB SID.....Cara Schlinger
 Office.....509-359-6334
 Cell.....509-280-2502
 E-Mailcschlinger@ewu.edu
 Fax509-359-2828
 Press Row Phone 509-359-6331
 Websitegoeags.com

COACHING STAFF

Head CoachWendy Schuller
 Record at EWU (years)...113-148 (9)
 Career Record (years)....113-148 (9)
 Assistant Coach.....Cheryl Sorenson
 Assistant CoachAlison Chase
 Assistant CoachRaelynn Chaffee

TEAM INFORMATION

2009-10 Record19-12
 2009-10 Conference12-4 (1st)
 2010 PostseasonWNIT 1st Round
 Final Ranking (AP/WBCA)NR
 Letterwinners Returning/Lost ...10/3
 Starters Returning/Lost.....3/2

KEY RETURNERS (2009-10 STATS)

Kyla Evans, 5-11, Sr., G
 (9.4 PPG, 3.0 rpg, 1.8 apg)
 Brianna Ryan, 6-0, Jr., G
 (9.1 PPG, 4.5 rpg, 1.4 spg)
 Julie Piper, 6-1, Sr., F
 (11.8 PPG, 7.5 rpg, 1.0 apg)

SERIES INFORMATION

OverallCU leads 2-0
 In Boulder.....CU leads 1-0
 Neutral.....CU leads 1-0

EVANSVILLE

Fri. Nov. 26, 2010 7:30 p.m.,
Boulder, Colo



Misty Murphy



SCHOOL INFORMATION

LocationEvansville, Ind.
 Founded.....1854
 Enrollment2,699
 NicknamePurple Aces
 Colors.....Purple, Orange & White
 Conference.....Missouri Valley
 Arena (Capacity).....Roberts Stadium
 (11,600)
 PresidentDr. Thomas Kazee
 Athletic DirectorJohn Stanley

SPORTS INFORMATION

WBB SIDLizzie Barlow
 Office.....812-488-1152
 Cell.....N/A
 E-Mail.....eb153@evansville.edu
 Fax812-488-2090
 Press Row Phone.....812-488-1405
 Websitegopurpleaces.com

COACHING STAFF

Head Coach.....Misty Murphy
 Record at EU (years)19-45 (3)
 Career Record (years)127-110 (8)
 Assistant CoachMike Jacobsma
 Assistant CoachJim Sexton
 Assistant Coach.....Nicki Motto

TEAM INFORMATION

2009-10 Record4-26
 2009-10 Conference1-17 (10th)
 2010 PostseasonDNP
 Final Ranking (AP/WBCA)NR
 Letterwinners Returning/Lost.....3/2
 Starters Returning/Lost.....7/5

KEY RETURNERS (2009-10 STATS)

Samantha Heck, 6-2, So., C
 (7.1 PPG, 4.8 rpg)
 Jordan Lewis, 5-8, Jr., G
 (6.0 PPG, 2.0 rpg)

SERIES INFORMATION

OverallCU leads 1-0
 Neutral.....CU leads 1-0



2010-11 OPPONENTS

TEXAS STATE

Wed., Dec. 1, 2010, 7 p.m.,
Boulder, Colo.



Suzanne Fox



SCHOOL INFORMATION

Location.....San Marcos, Texas
Founded.....1899
Enrollment.....32,586
Nickname.....Bobcats
Colors.....Maroon and Gold
Conference.....Southland
Arena (Capacity) ...Strahan Coliseum
(7,200)
President.....Dr. Denise M. Trauth
Athletic Director.....Dr. Larry Teis

SPORTS INFORMATION

Women's Basketball SID.....TBA
Office.....512-245-4692
Cell.....TBA
E-Mail.....TBA
Fax.....515-245-2967
Press Row Phone.....515-245-5532
Website.....txstatebobcats.com

COACHING STAFF

Head Coach.....Suzanne Fox
Record at TSU (years) ..158-184 (12)
Career Record (years) ..282-237 (18)
Assistant Coach.....Patrick Henry
Assistant Coach.....Michael Trujillo
Assistant Coach.....Holly Sartor

TEAM INFORMATION

2009-10 Record.....7-10
2009-10 Conference 3-13 (6th-West)
2010 Postseason.....DNP
Final Ranking (AP/WBCA).....NR
Letterwinners Returning/Lost....10/3
Starters Returning/Lost.....2/3

KEY RETURNERS (2009-10 STATS)

Diamond Ford, 5-9, So., G
(11.0 PPG, 3.6 rpg, 1.0 apg)
Kelsey Krupa, 5-9, Jr., G
(10.4 PPG, 2.7 rpg, 1.2 apg)
Chika Ofoegbu, 6-0, Sr., F
(6.5 PPG, 5.5 rpg, 0.8 spg)

SERIES INFORMATION

Overall.....Tied 1-1
In Boulder.....CU leads 1-0
In San Marcos.....TSU leads 1-0

ILLINOIS

Sat., Dec. 4, 2010, 5:00 p.m.,
Boulder, Colo.



Jolette Law



SCHOOL INFORMATION

Location.....Urbana-Champaign, Ill.
Founded.....1867
Enrollment.....42,326
Nickname.....Fighting Illini
Colors.....Orange and Blue
Conference.....Big Ten
Arena (Capacity).....Assembly Hall
(16,618)
President.....Michael J. Hogan
Athletic Director.....Ron Guenther

SPORTS INFORMATION

Women's Basketball SID...Derek Neal
Office.....217-244-3707
Cell.....309-241-0804
E-Mail.....drneal@illinois.edu
Fax.....217-333-5540
Press Row Phone.....217-333-1227
Website.....fightingillini.com

COACHING STAFF

Head Coach.....Jolette Law
Record at DU (years).....49-51 (3)
Career Record (years).....49-51 (3)
Assistant Coach.....Lisa Cirmignano
Assistant Coach.....Michael Peck
Assistant Coach.....Usha Gilmore

TEAM INFORMATION

2009-10 Record.....19-15
2009-10 Conference.....7-11 (T-8th)
2010 Postseason .WNIT Quarterfinals
Final Ranking (AP/WBCA).....NR
Letterwinners Returning/Lost....7/5
Starters Returning/Lost.....3/2

KEY RETURNERS (2009-10 STATS)

Kersten Magrum, 6-1, So., F
(4.3 PPG, 1.5 rpg, 0.4 apg)
Lydia McCully, 5-9, Jr., G
(5.0 PPG, 3.0 rpg, 2.2 apg)
Karisma Penn, 6-2, So., F
(10.9 PPG, 5.5 rpg, 1.7 bpg)

SERIES INFORMATION

Overall.....CU leads 2-1
In Boulder.....CU leads 2-0
In Urbana-Champaign...UI leads 1-0

COLORADO STATE

Wed., Dec. 8, 2010, 5:30 p.m.,
Boulder, Colo.



Kristen Holt



SCHOOL INFORMATION

Location.....Fort Collins, Colo.
Founded.....1870
Enrollment.....25,413
Nickname.....Rams
Colors.....Green and Gold
Conference.....Mountain West
Arena (Capacity).....Moby Arena
(8,745)
President.....Dr. Anthony Frank
Athletic Director.....Paul Kowalczyk

SPORTS INFORMATION

WWB SID.....Danielle Marshall
Office.....970-491-6494
Cell.....970-980-7353
E-Mail.....Danielle.Marshall
@colostate.edu
Fax.....970-491-1348
Press Row Phone.....970-491-3981
Website.....csurams.com

COACHING STAFF

Head Coach.....Kristen Holt
Record at CSU (years).....22-37 (3)
Career Record (years).....43-53 (4)
Assistant Coach.....Dick Lien
Assistant Coach.....Taylor Steven

TEAM INFORMATION

2009-10 Record.....13-17
2009-10 Conference.....5-11 (8th)
2010 Postseason.....DNP
Final Ranking (AP/WBCA).....NR
Letterwinners Returning/Lost....8/1
Starters Returning/Lost.....4/1

KEY RETURNERS (2009-10 STATS)

Kim Mestdagh, 5-10, Jr., G/F
(16.3 PPG, 5.4 rpg, 2.1 apg)
Bonnie Barbee, 5-8, Sr., G
(7.9 PPG, 2.6 rpg, 1.5 apg)
Meghan Heimstra, 6-2, Jr., F
(8.8 PPG, 7.9 rpg, 2.4 apg)

SERIES INFORMATION

Overall.....CU leads 30-11
In Boulder.....CU leads 20-2
In Fort Collins.....CU leads 10-9

USC

Sat. Dec. 18, 2010, 5:30p.m.,
Los Angeles, Calif.



Michael Cooper



SCHOOL INFORMATION

Location.....Los Angeles, Calif.
Founded.....1880
Enrollment.....33,000
Nickname.....Trojans
Colors.....Cardinal & Gold
Conference.....Pac-10
Arena (Capacity).....Galen Center
(10,258)
President.....C.L. Max Nikias
Athletic Director.....Pat Haden

SPORTS INFORMATION

Women's Basketball SID...Darcy Couch
Office.....213-740-3808
Cell.....213-725-3447
E-Mail.....dcouch@usc.edu
Fax.....213-740-7584
Press Row Phone.....213-740-3900
Website.....usctrojans.com

COACHING STAFF

Head Coach.....Michael Cooper
Record at USC (years).....19-12 (1)
Career Record (years).....19-12 (1)
Assistant Coach.....Laura Beeman
Assistant Coach.....Mary Wooley
Assistant Coach....Michael Cooper II

TEAM INFORMATION

2009-10 Record.....19-12
2009-10 Conference.....12-6 (3rd)
2010 Postseason.....DNP
Final Ranking (AP/WBCA).....NR
Letterwinners Returning/Lost....8/4
Starters Returning/Lost.....3/2

KEY RETURNERS (2009-10 STATS)

Ashley Corral, 5-9, Jr., G
(15.1PPG, 4.5 rpg, 5.0 apg)
Briana Gilbreath, 6-1, Jr., G
(12.7 PPG, 5.9 rpg, 3.1 apg)
Kari LaPlante, 6-5, Sr., C
(6.8 PPG, 4.8 rpg)

SERIES INFORMATION

Overall.....Tied 2-2
In Boulder.....Tied 1-1
In Los Angeles.....Tied 1-1

2010-11 OPPONENTS



DAYTON

Sun., Dec. 19, 2010, 4/6:30 p.m.,
Los Angeles, Calif.



Jim Jabir



SCHOOL INFORMATION

LocationDayton, Ohio
 Founded.....1850
 Enrollment7,700
 NicknameFlyers
 ColorsRed and Blue
 Conference.....Atlantic 10
 Arena (Capacity)UD Arena
 (13,409)
 President.....Dr. Daniel J. Curran
 Athletic DirectorTim Wabler

SPORTS INFORMATION

WBB SIDKrystal Warren
 Office.....937-229-5240
 Cell.....937-269-5665
 E-Mail .warrenkk@notes.udayton.edu
 Fax937-229-4461
 Press Row Phone.....937-449-2855
 Websitedaytonflyers.com

COACHING STAFF

Head CoachJim Jabir
 Record at UD (years).....115-103 (7)
 Career Record (years) ..335-326 (23)
 Assistant Coach.....Kyle Rechlicz
 Assistant CoachAngie Russell

TEAM INFORMATION

2009-10 Record25-8
 2009-10 Conference.....11-3 (2nd)
 2010 Postseason.....NCAA 2nd round
 Final Ranking (AP/WBCA)NR
 Letterwinners Returning/Lost...14/1
 Starters Returning/Lost.....4/1

KEY RETURNERS (2009-10 STATS)

Justine Raterman, 6-1, Jr., F
 (12.9 PPG, 5.8 rpg, 1.24 apg)
 Kristin Daugherty, 6-0, Sr., G
 (9.6 PPG, 3.7 rpg, 1.55 apg)
 Casey Nance, 6-4, Jr., C
 (5.3 PPG, 6.2 rpg, 0.82 apg)

SERIES INFORMATION

OverallCU leads 1-0
 In BoulderCU leads 1-0

SAN DIEGO STATE

Sun. Dec. 19, 2010, 4/6:30 p.m.,
Los Angeles, Calif.



Beth Burns



SCHOOL INFORMATION

LocationSan Diego, Calif.
 Founded.....1897
 Enrollment.....32,396
 NicknameAztecs
 ColorsScarlet and Black
 Conference.....Mountain West
 Arena (Capacity)Viejas Arena
 (12,414)
 Chancellor.....Dr. Stephen Webber
 Athletic DirectorJim Sterk

SPORTS INFORMATION

Women's Basketball SID..Peggy Curtin
 Office.....619-594-2576
 Cell.....619-540-6146
 E-Mailmcurtin@mail.sdsu.edu
 Fax619-582-6541
 Press Row Phone 619-265-5853
 Websitegoaztecs.com

COACHING STAFF

Head CoachBeth Burns
 Record at SDSU (years) ..231-155 (13)
 Career Record (years) ..312-220 (18)
 Assoc. Head Coach.....Mark Trakh
 Assistant CoachJualeah Woods
 Assistant CoachJorge Cerna

TEAM INFORMATION

2009-10 Record23-11
 2009-10 Conference.....10-6 (t-3rd)
 2010 PostseasonNCAA Sweet 16
 Final Ranking (AP/WBCA)NR/20
 Letterwinners Returning/Lost.....6/5
 Starters Returning/Lost.....3/2

KEY RETURNERS (2009-10 STATS)

Coco Davis, 5-9, Sr., G
 (5.6 PPG, 4.3 rpg, 3.6 apg)
 Jessica Bradley, 6-3, Sr., F
 (7.2 PPG, 6.5 rpg, 1.9 bpg)
 Paris Johnson, 6-4, Sr., C
 (11.1 PPG, 6.3 rpg, 1.8 bpg)

SERIES INFORMATION

OverallTied 1-1
 In BoulderCU leads 1-0
 In San DiegoSDSU leads 1-0

COLGATE

Wed. Dec. 2010, 30, 7 p.m.,
Boulder, Colo.



Pamela Bass



SCHOOL INFORMATION

LocationHamilton, N.Y.
 Founded.....1819
 Enrollment2,800
 NicknameRaiders
 Colors.....Maroon and White
 Conference.....Patriot League
 Arena (Capacity)Cotterell Court
 (3,100)
 PresidentJeffery Herbst
 Athletic DirectorDavid Roach

SPORTS INFORMATION

WBB SIDGloria Nantulya
 Office.....315-228-6761
 Cell.....N/A
 E-Mailgnantulya@colgate.edu
 Fax315-228-7977
 Press Row Phone.....315-228-6816
 Websitegocolgateraiders.com

COACHING STAFF

Head CoachPamela Bass
 Record at CU (years)16-73 (3)
 Career Record (years)24-94 (4)
 Assistant CoachKaren Blair
 Assistant CoachJanell Crayton
 Assistant CoachBen Kantor

TEAM INFORMATION

2009-10 Record10-19
 2009-10 Conference5-9 (t-4th)
 2010 PostseasonDNP
 Final Ranking (AP/WBCA)NR
 Letterwinners Returning/Lost.....8/1
 Starters Returning/Lost.....4/1

KEY RETURNERS (2009-10 STATS)

Sami Kozlowski, 5-8, Sr., G
 (9.6 PPG, 3.3 rpg, 2.3 apg)
 Jhazmine Lynch, 5-6, So., G
 (8.8 PPG, 3.1 rpg, 1.9 apg)
 Tricia Oakes, 6-4, Jr., C
 (9.8 PPG, 5.2 rpg, 0.7 bpg)

SERIES INFORMATION

Overall.....First Meeting

NORTH DAKOTA

Tue. Jan. 4, 2011, 7 p.m.,
Boulder, Colo.



Gene Roebuck



SCHOOL INFORMATION

LocationGrand Forks, N.D.
 Founded.....1883
 Enrollment.....14,095
 NicknameFighting Sioux
 ColorsKelly Green and White
 ConferenceGreat West
 Arena (Capacity).....Betty Engelstad
 Sioux Center (3,140)
 PresidentDr. Robert Kelley
 Athletic DirectorBrian Faison

SPORTS INFORMATION

WBB SIDChristy Kramer
 Office.....701-777-4210
 Cell.....320-226-2420
 E-Mailchristykramer
 @mail.und.nodak.edu
 Fax701-777-4352
 Press Row Phone.....701-777-5061
 Website.....fightingsioux.com

COACHING STAFF

Head CoachGene Roebuck
 Record at UND (years) ..592-118 (23)
 Career Record (years) ..679-132 (26)
 Assistant CoachTravis Brewster
 Assistant CoachJohn Motherwell
 Assistant CoachDanye Guinn

TEAM INFORMATION

2009-10 Record17-14
 2009-10 Conference.....17-14 (1st)
 2010 PostseasonDNP
 Final Ranking (AP/WBCA)NR
 Letterwinners Returning/Lost.....5/4
 Starters Returning/Lost.....2/3

KEY RETURNERS (2009-10 STATS)

Mallory Youngblut, 6-0, Sr., F
 (13.1 PPG, 7.3 rpg)
 Corey Lof, 6-0, Sr., F
 (5.4 PPG, 5.7 rpg)
 Shyla Kuehl, 6-2, So., C
 (3.2 PPG, 3.0 rpg)

SERIES INFORMATION

Overall.....First Meeting



2010-11 OPPONENTS

BAYLOR

Sat. March 5, 2011, 2 p.m.,
Boulder, Colo.

SCHOOL INFORMATION

LocationWaco, Texas
 Founded.....1845
 Enrollment.....14,900
 NicknameLady Bears
 Colors.....Green and Gold
 Conference.....Big 12
 Arena (Capacity).....Ferrell Center (10,284)
 President.....Ken Starr
 Athletic Director.....Ian McCaw
 SWANancy Post

SPORTS INFORMATION

Women's Basketball SIDJulie Bennett
 Office.....254-710-2743
 Cell.....254-709-9657
 E-MailJulie_Bennett@baylor.edu
 Fax254-710-1369
 Press Row Phone.....254-710-3955
 Website.....BaylorBears.com

COACHING STAFF

Head CoachKim Mulkey
 Record at BU (years).....264-76 (11)
 Career Record (years)264-76 (11)
 Associate Head Coach.....Bill Brock
 Assistant Coach.....Leon Barmore
 Assistant CoachDamion McKinney

TEAM INFORMATION

2009-10 Record27-10
 2009-10 Conference.....9-7 (6th)
 2010 Postseason.....NCAA Women's Final Four
 Final Ranking (AP/WBCA)14/4
 Letterwinners Returning/Lost.....11/1
 Starters Returning/Lost.....4/1

KEY RETURNERS (2009-10 STATS)

Brittney Griner, 6-8, So., P (18.4 PPG, 8.5 rpg, 6.5 bpg)
 Kelli Griffin, 5-8, Sr., G (7.8 PPG, 5.1 apg)
 Melissa Jones, 5-10, Sr., G (10.4 PPG, 6.3 rpg)

SERIES INFORMATION

OverallBaylor leads 11-8
 In Boulder.....CU leads 5-4
 In Waco.....BU leads 6-2
 Neutral.....Tied 1-1

2010-11 SCHEDULE

Nov. 12 #FLORIDA INTERNATIONAL	Jan. 22 *TEXAS TECH
Nov. 13 #MONTANA STATE	Jan. 29 *at Texas A&M
Nov. 14 #RICE	Feb. 2 *OKLAHOMA
Nov. 16 !-vs. Connecticut	Feb. 6 *at Oklahoma State
Nov. 19 MICHIGAN STATE	Feb. 9 *at Nebraska
Nov. 23 TEXAS SOUTHERN	Feb. 12 *TEXAS
Nov. 26 LIBERTY	Feb. 14 *TEXAS A&M
Nov. 28 SOUTHERN LOUISIANA	Feb. 19 *at Texas Tech
Dec. 1 NOTRE DAME	Feb. 23 *KANSAS STATE
Dec. 5 MINNESOTA	Feb. 27 *at Oklahoma
Dec. 14 TENNESSEE	Mar. 2 *MISSOURI
Dec. 20 @-vs. Clemson	Mar. 5 *at Colorado
Dec. 21 @-vs. Syracuse	
Dec. 30 UT-PAN AMERICAN	*-Big 12 Conference Game
Jan. 8 *IOWA STATE	!-State Farm Women's Tip-Off Classic, Hartford, Conn.
Jan. 12 *at Texas	#-World Vision Invitational, Waco, Texas
Jan. 15 *OKLAHOMA STATE	@- Bahamas Sunsplash Shootout
Jan. 19 *at Kansas	



Kim Mulkey



Brittney Griner
So., P



IOWA STATE

Sat. Jan. 15, 2011, 4 p.m.,
Boulder, Colo.

Sat. Feb. 19, 2011, 6 p.m., Ames, Iowa

SCHOOL INFORMATION

LocationAmes, Iowa
 Founded.....1858
 Enrollment.....28,862
 NicknameCyclones
 ColorsCardinal & Gold
 ConferenceBig 12
 Arena (Capacity).....James H. Hilton Coliseum
 (14,356)
 President.....Dr. Gregory Geoffroy
 Athletic Director.....Jamie Pollard
 SWACalli Theisen Sanders

SPORTS INFORMATION

Women's Basketball SIDMatt Shoultz
 Office.....515-294-1393
 Cell.....515-520-7642
 E-Mailmshoultz@iastate.edu
 Fax515-294-0558
 Press Row Phone.....515-294-6178
 Websitecyclones.com

COACHING STAFF

Head CoachBill Fennelly
 Record at ISU (years)332-149 (15)
 Career Record (years)498-202 (22)
 Associate Head Coach.....Jack Easley
 Assistant Coach.....Latoja Schaben
 Assistant CoachJodi Steyer

TEAM INFORMATION

2009-10 Record25-8
 2009-10 Conference11-5 (t-2nd)
 2010 Postseason.....NCAA Sweet 16
 Final Ranking (AP/WBCA).....16/13
 Letterwinners Returning/Lost.....6/6
 Starters Returning/Lost.....3/2

KEY RETURNERS (2009-10 STATS)

Kelsey Bolte, 6-1, Sr., G (12.3 PPG, 4.5 rpg, 1.5 apg)
 Anna Prins, 6-7, So., C (9.9 PPG, 4.2 rpg)
 Chelsea Poppins, 6-2, So., F (8.8 PPG, 7.2 rpg)

SERIES INFORMATION

Overall.....CU leads 36-29
 In BoulderCU leads 18-10
 In Ames.....ISU leads 15-12
 Neutral.....CU leads 6-4

2010-11 SCHEDULE

Nov. 13 WESTERN ILLINOIS	Jan. 26 *at Nebraska
Nov. 15 DRAKE	Jan. 29 *MISSOURI
Nov. 21 at Northern Iowa	Feb. 2 *OKLAHOMA STATE
Nov. 25 !-vs. Virginia	Feb. 5 *at Oklahoma
Nov. 26 !-vs. TCU	Feb. 9 *at Kansas
Nov. 27 !-vs. West Virginia	Feb. 13 *KANSAS STATE
Dec. 5 MICHIGAN	Feb. 16 *at Texas Tech
Dec. 9 at Iowa	Feb. 19 *COLORADO
Dec. 12 COLUMBIA	Feb. 21 *TEXAS
Dec. 20 CAL STATE NORTHRIDGE	Feb. 26 *at Kansas State
Dec. 29 #-FLORIDA A&M	Mar. 1 *KANSAS
Dec. 30 #-PRAIRIE VIEW A&M	Mar. 5 *at Missouri
Jan. 2 CHICAGO STATE	
Jan. 4 NORTH DAKOTA STATE	*Big 12 Conference game
Jan. 8 *at Baylor	!-Paradise Jam Tournament, St. Thomas, U.S.
Jan. 11 *NEBRASKA	Virgin Islands
Jan. 15 *at Colorado	#-Cyclone Challenge, Ames, Iowa
Jan. 22 *TEXAS A&M	



Bill Fennelly



Kelsey Bolte
Sr., G



2010-11 OPPONENTS



KANSAS

Wed. Jan. 12, 2011, 7 p.m.,
Boulder, Colo.

Wed. Feb. 2, 2011, 6 p.m.,
Lawrence, Kan.

SCHOOL INFORMATION

Location.....Lawrence, Kan.
Founded.....1866
Enrollment.....30,102
Nickname.....Jayhawks
Colors.....Crimson & Blue
Conference.....Big 12
Arena (Capacity).....Allen Fieldhouse (16,300)
Chancellor.....Dr. Bernadette Gray-Little
Athletic Director.....Lew Perkins
SWA.....Debbie Van Saun

SPORTS INFORMATION

Women's Basketball SID.....Katy Lonergan
Office.....785-864-7314
Cell.....785-691-7026
E-Mail.....katyl@ku.edu
Fax.....785-864-7944
Press Row Phone.....785-864-5593
Website.....kuathletics.com

COACHING STAFF

Head Coach.....Bonnie Henrickson
Record at KU (years).....96-95 (6)
Career Record (years).....254-157 (13)
Assistant Coach.....Chester Nichols
Assistant Coach.....Katie O'Connor
Assistant Coach.....Tory Verdi

TEAM INFORMATION

2009-10 Record.....17-16
2009-10 Conference.....5-11 (t-8th)
2010 Postseason.....WNIT Quarterfinals
Final Ranking (AP/WBCA).....NR
Letterwinners Returning/Lost.....7/7
Starters Returning/Lost.....3/2

KEY RETURNERS (2009-10 STATS)

Aishah Southerland, 6-2, Jr., F (9.3 PPG, 7.1 rpg)
Carolyn Davis, 6-3, So., F (10.2 PPG, 5.6 rpg)
Krysten Boogaard, 6-5, Sr., C (8.7 PPG, 4.2 rpg)

SERIES INFORMATION

Overall.....CU leads 33-32
In Boulder.....CU leads 18-10
In Lawrence.....KU leads 17-12
Neutral.....KU leads 5-3

2010-11 SCHEDULE

Nov. 17 TEXAS A&M CORPUS CHRISTI	Jan. 23 *OKLAHOMA
Nov. 21 at Wisconsin	Jan. 26 *at Missouri
Nov. 26 !NORTH DAKOTA STATE	Jan. 29 *at Kansas State
Nov. 27 !MEMPHIS	Feb. 2 *COLORADO
Nov. 28 !FORDHAM	Feb. 5 at Texas
Dec. 1 MAINE	Feb. 9 *IOWA STATE
Dec. 4 at SMU	Feb. 12 *at Texas A&M
Dec. 9 at Michigan	Feb. 19 *MISSOURI
Dec. 12 ALABAMA	Feb. 23 *at Oklahoma State
Dec. 19 SIU EDWARDSVILLE	Feb. 26 *NEBRASKA
Dec. 22 at Creighton	Mar. 1 *at Iowa State
Dec. 30 UT-ARLINGTON	Mar. 5 *KANSAS STATE
Jan. 3 UMKC	Mar. 8-12 Big 12 Championship
Jan. 8 *TEXAS TECH	
Jan. 12 *at Colorado	*-Big 12 Conference Game
Jan. 16 *at Nebraska	!- Basketball Travelers Inc., Tournament
Jan. 19 *BAYLOR	



Bonnie Henrickson



Carolyn Davis
So., F



KANSAS STATE

Wed. Jan. 26, 2011, 7 p.m.,
Boulder, Colo.

Wed. Feb. 16, 2011, 6 p.m.,
Manhattan, Kan.

SCHOOL INFORMATION

Location.....Manhattan, Kan.
Founded.....1863
Enrollment.....23,566
Nickname.....Wildcats
Colors.....Purple and White
Conference.....Big 12
Arena (Capacity).....Bramlage Coliseum (12,528)
President.....Dr. Kirk Shulz
Athletic Director.....John Currie
SWA.....Jill Shields

SPORTS INFORMATION

Women's Basketball SID.....Randy Peterson
Office.....785-532-7975
Cell.....785-587-7769
E-Mail.....rspete12@k-state.edu
Fax.....785-532-6093
Press Row Phone.....785-539-3423
Website.....k-statesports.com

COACHING STAFF

Head Coach.....Deb Patterson
Record at KSU (years).....279-164 (14)
Career Record (years).....279-164 (14)
Associate Head Coach.....Kamie Ethridge
Assistant Coach.....Kelly Moylan
Assistant Coach.....Shalee Lehning

TEAM INFORMATION

2009-10 Record.....14-18
2009-10 Conference.....5-11 (9th)
2010 Postseason.....DNP
Final Ranking (AP/WBCA).....NR
Letterwinners Returning/Lost.....8/2
Starters Returning/Lost.....3/2

KEY RETURNERS (2009-10 STATS)

Brittany Chambers, 5-8, So., G (12.1 PPG, 5.8 rpg, 2.5 apg)
Jalana Childs, 6-2, Jr., F (7.3 PPG, 4.4 rpg)
Taelor Karr, 5-8, So., G (9.1 PPG, 4.5 rpg, 1.5 spg)

SERIES INFORMATION


Overall.....Series Tied 33-33
In Boulder.....CU leads 16-12
In Kansas.....KSU leads 17-13
Neutral.....Series Tied 4-4

2010-11 SCHEDULE

Nov. 12 !-GRAMBLING STATE	Jan. 26 *at Colorado
Nov. 13 !-MARIST/ST. JOHN'S	Jan. 29 *KANSAS
Nov. 17 INDIANA STATE	Feb. 5 *at Missouri
Nov. 21 WESTERN ILLINOIS	Feb. 9 *TEXAS
Nov. 27 at College of Charleston	Feb. 13 *at Iowa State
Nov. 30 SOUTH DAKOTA STATE	Feb. 16 *COLORADO
Dec. 5 at Iowa	Feb. 19 *at Nebraska
Dec. 8 NORTH DAKOTA	Feb. 23 *at Baylor
Dec. 12 UC DAVIS	Feb. 26 *IOWA STATE
Dec. 20 &-at UTSA	Mar. 2 *TEXAS A&M
Dec. 21 &-vs. Middle Tennessee State	Mar. 5 *at Kansas
Dec. 29 #-at Dartmouth	
Dec. 30 #-vs. Vermont	*-Big 12 Conference Game
Jan. 8 *OKLAHOMA STATE	!-KSU Commerce Bank Wildcat Classic,
Jan. 12 *at Oklahoma	Manhattan, Kan.
Jan. 15 *at Texas Tech	&-UTSA Christmas Classic, San Antonio,
Jan. 19 *MISSOURI	Texas
Jan. 22 *NEBRASKA	#-Blue Sky Classic, Hanover, N.H.



Deb Patterson



Brittany Chambers
So., G





2010-11 OPPONENTS

MISSOURI

Sat. Jan. 22, 2011, 4 p.m.,
Boulder, Colo.

Sat. Feb. 26, 2011, 3 p.m.,
Columbia, Mo.

SCHOOL INFORMATION

LocationColumbia, Mo.
Founded1839
Enrollment31,314
NicknameTigers
ColorsOld Gold and Black
ConferenceBig 12
Arena (Capacity)Mizzou Arena (15,061)
PresidentGary Forsee
Athletic DirectorMichael Alden
SWASarah Reesman

SPORTS INFORMATION

Women's Basketball SIDKate Lakin
Office573-884-8519
Cell573-356-6114
E-Maillakinke@missouri.edu
Fax573-882-4720
Press Row Phone573-882-1442
Websitemutigers.com

COACHING STAFF

Head CoachRobin Pingeton
Record at MU (years)First Season
Career Record (years)338-157 (15)
Assistant CoachRandy Norton
Assistant CoachWillie Cox
Assistant CoachJenny Putman



Robin Pingeton

RaeShara Brown
Sr., G



TEAM INFORMATION

2009-10 Record12-18
2009-10 Conference2-14 (12th)
2010 PostseasonDNP
Final Ranking (AP/WBCA)NR
Letterwinners Returning/Lost10/4
Starters Returning/Lost2/3

KEY RETURNERS (2009-10 STATS)

RaeShara Brown, 5-8, Sr., G (9.7 PPG, 4.7 rpg, 2.9 spg)
Shakara Jones, 6-2, Sr., F (9.1 PPG, 5.5 rpg, 27.4 mpg)

SERIES INFORMATION

OverallCU leads 40-27
In BoulderCU leads 21-8
In ColumbiaTied 15-15
NeutralTied 4-4

2010-11 SCHEDULE

Nov. 12 at Memphis	Jan. 19 *at Kansas State
Nov. 14 at Eastern Illinois	Jan. 22 *at Colorado
Nov. 25 !-vs. Tennessee	Jan. 26 *KANSAS
Nov. 26 !-vs. Georgetown	Jan. 29 *at Iowa State
Nov. 27 !-vs. Georgia Tech	Feb. 2 *NEBRASKA
Dec. 1 at Ball State	Feb. 5 *KANSAS STATE
Dec. 5 #-at Northwestern	Feb. 12 *at Oklahoma
Dec. 7 UT MARTIN	Feb. 16 *OKLAHOMA STATE
Dec. 11 UMKC	Feb. 19 *at Kansas
Dec. 19 NEW JERSEY INST. OF TECH.	Feb. 22 *at Nebraska
Dec. 21 UC RIVERSIDE	Feb. 26 *COLORADO
Dec. 29 UAB	Mar. 2 *at Baylor
Jan. 2 FLORIDA STATE	Mar. 5 *IOWA STATE
Jan. 5 at Xavier	Mar. 11-14 . . Phillips 66 Big 12 Championship
Jan. 8 *TEXAS	
Jan. 12 *at Texas Tech	*-Big 12 Conference Game
Jan. 15 *TEXAS A&M	!-Paradise Jam, St. Thomas, USVI
	#-Big Ten/Big 12 Challenge

NEBRASKA

Sun. Feb. 6, 2011, 2 p.m.,
Boulder, Colo.

Wed. March 2, 2011, 6:05 p.m.,
Lincoln, Neb.

SCHOOL INFORMATION

LocationLincoln, Neb.
Founded1869
Enrollment24,100
NicknameCornhuskers, Huskers
ColorsScarlet and Cream
ConferenceBig 12
Arena (Capacity)Devaney Center (13,595)
ChancellorHarvey Perlman, J.D.
Athletic DirectorTom Osborne
SWAPat Logsdon

SPORTS INFORMATION

Women's Basketball SIDJeff Griesch
Office402-472-7775
Cell402-540-0279
E-Mailjgriesch@huskers.com
Fax402-472-2005
Press Row Phone402-472-2279
Websitehuskers.com

COACHING STAFF

Head CoachConnie Yori
Record at NU (years)153-99 (9)
Career Record (years)348-239 (20)
Assistant CoachSunny Smallwood
Assistant CoachKellie Lewis-Jay
Assistant CoachDayna Finch



Connie Yori

Dominique Kelley
Sr., G



TEAM INFORMATION

2009-10 Record32-2
2009-10 Conference16-0 (1st)
2010 PostseasonNCAA Sweet 16
Final Ranking (AP/WBCA)4/7
Letterwinners Returning/Lost9/6
Starters Returning/Lost2/3

KEY RETURNERS (2009-10 STATS)

Dominique Kelley, 5-7, Sr., G (12.6 PPG, 3.9 rpg, 1.9 apg)
Lindsey Moore, 5-9, So., G (6.0 PPG, 2.1 rpg, 4.5 apg)
Catheryn Redmon, 6-3, Sr., C (4.2 PPG, 4.4 rpg, 1.9 bpg)

SERIES INFORMATION

OverallColorado leads 39-28
In BoulderCU leads 25-6
In LincolnNU leads 21-11
NeutralCU leads 3-1

2010-11 SCHEDULE

Nov. 13 VERMONT	Jan. 22 *at Kansas State
Nov. 17 MIAMI	Jan. 26 *IOWA STATE
Nov. 20 SAINT MARY'S COLLEGE	Jan. 29 *TEXAS TECH
Nov. 22 at Washington State	Feb. 2 *at Missouri
Nov. 26 NEBRASKA-OMAHA	Feb. 6 *at Colorado
Nov. 30 UNLV	Feb. 9 *BAYLOR
Dec. 5 at Indiana	Feb. 12 *at Oklahoma State
Dec. 8 at Creighton	Feb. 15 *at Texas
Dec. 11 NORTHERN COLORADO	Feb. 19 *KANSAS STATE
Dec. 18 !-vs. Houston	Feb. 22 *MISSOURI
Dec. 19 !-vs. Marist	Feb. 26 *at Kansas
Dec. 20 !-vs. Louisville	Mar. 2 *COLORADO
Dec. 30 SOUTH FLORIDA	Mar. 5 *at Texas A&M
Jan. 2 FLORIDA A&M	Mar. 8-12 at Phillips 66 Big 12 Championship
Jan. 8 OKLAHOMA	
Jan. 11 *at Iowa State	*-Big 12 Conference Game
Jan. 16 *KANSAS	!-Duel in the Desert, Las Vegas, Nev.



2010-11 OPPONENTS

TEXAS

Sun. Jan. 30, 2011, TBA,
Austin, Texas

SCHOOL INFORMATION

LocationAustin, Texas
 Founded1883
 Enrollment51,233
 NicknameLonghorns
 ColorsBurnt Orange & White
 ConferenceBig 12
 Arena (Capacity)The Frank Erwin Center
 (16,734)
 PresidentWilliams C. Powers, Jr.
 Athletic DirectorChristine Plonsky



Gail Goestenkers



Kathleen Nash
Sr., G/F

SPORTS INFORMATION

Women's Basketball SIDAshley Cushman
 Office512-471-9801
 Cell512-431-2677
 E-MailAshley.Cushman@athletics.utexas.edu
 Fax512-471-6040
 Press Row Phone512-471-4246
 Websitetexasports.com

COACHING STAFF

Head CoachGail Goestenkers
 Record at UT (years)65-36 (3)
 Career Record (years)461-135 (18)
 Assistant CoachGale Valley
 Assistant CoachRon Hughey
 Assistant CoachLaKale Malone



TEAM INFORMATION

2009-10 Record22-11
 2009-10 Conference10-6 (t-4th)
 2010 PostseasonNCAA 1st Round
 Final Ranking (AP/USA Today)17/25
 Letterwinners Returning/Lost5/5
 Starters Returning/Lost3/2

KEY RETURNERS (2009-10 STATS)

Ashleigh Fontenette, 5-8, Jr., G (10.3 PPG, 3.3 apg)
 Ashley Gayle, 6-4, Jr., P (6.4 PPG, 3.1 bpg)
 Kathleen Nash, 6-2, Sr., G/F (11.7 PPG, 6.7 rpg)

SERIES INFORMATION

OverallUT leads 15-4
 In BoulderUT leads 6-2
 In AustinUT leads 7-1
 NeutralUT leads 2-1

2010-11 SCHEDULE

Nov. 12 MISSISSIPPI VALLEY STATE	Jan. 19 *at Texas A&M
Nov. 16 NORTHERNWESTERN STATE	Jan. 22 *OKLAHOMA STATE
Nov. 21 BOSTON UNIVERSITY	Jan. 26 *at Texas Tech
Nov. 24 IDAHO STATE	Jan. 30 *COLORADO
Nov. 28 at Stanford	Feb. 5 *KANSAS
Dec. 5 at Michigan State	Feb. 9 *at Kansas State
Dec. 8 TEXAS-PAN AMERICAN	Feb. 12 *at Baylor
Dec. 12 TENNESSEE	Feb. 15 *NEBRASKA
Dec. 18 #-vs. SMU	Feb. 19 *at Oklahoma
Dec. 19 #-vs. UNLV	Feb. 21 *at Iowa State
Dec. 20 #-vs. South Florida	Feb. 26 *TEXAS A&M
Dec. 28 \$-vs. Cincinnati	Mar. 2 *TEXAS TECH
Dec. 30 \$- Consolation/ Championship Game	Mar. 5 *at Oklahoma State
Jan. 2 SAM HOUSTON STATE	*-Big 12 Conference Game
Jan. 8 *at Missouri	#-Basketball Traveler Classic (Las Vegas, Nev.)
Jan. 12 *BAYLOR	\$-Maggie Dixon Surf 'N Slam Classic. (San Diego, Calif.)
Jan. 16 *OKLAHOMA	

TEXAS A&M

Sat. Jan. 8, 2011, 6 p.m.,
College Station, Texas

SCHOOL INFORMATION

LocationCollege Station, Texas
 Founded1872
 Enrollment48,702
 NicknameAggies
 ColorsMaroon and White
 ConferenceBig 12
 Arena (Capacity)Reed Arena (12,292)
 Interim PresidentDr. R. Bowen Loftin
 Athletic DirectorBill Byrne
 SWAMona Osborne



Gary Blair



Danielle Adams
Sr., C/F

SPORTS INFORMATION

Women's Basketball SIDDeanna Werner
 Office979-862-5443
 Cell231-288-3700
 E-Maildwerner@athletics.tamu.edu
 Fax979-845-0564
 Press Row Phone979-862-6944
 Websiteaggieathletics.com

COACHING STAFF

Head CoachGary Blair
 Record at A&M (years)155-74 (7)
 Career Record (years)563-237 (25)
 Associate Head CoachVic Schaefer
 Associate Head CoachKelly Bond
 Assistant CoachJohnnie Harris



TEAM INFORMATION

2009-10 Record26-8
 2009-10 Conference10-6 (4th)
 2010 PostseasonNCAA 2nd round
 Final Ranking (AP/WBCA)9/14
 Letterwinners Returning/Lost12/4
 Starters Returning/Lost3/2

KEY RETURNERS (2009-10 STATS)

Danielle Adams, 6-1, Sr., C/F (16.3 PPG, 5.8 rpg, 1.3 bpg)
 Tyra White, 6-0, Jr., G (10.6 PPG, 4.1 rpg)
 Sydney Colson, 6-0, Sr., G (7.3 PPG, 3.8 apg)

SERIES INFORMATION

OverallCU leads 10-8
 In Boulder CU leads 6-3
 In College Stationtied 4-4
 NeutralA&M leads 1-0

2010-11 SCHEDULE

Nov. 16 ARKANSAS-LITTLE ROCK	Jan. 22 *at Iowa State
Nov. 20 at Rice	Jan. 26 *at Oklahoma
Nov. 22 LIBERTY	Jan. 30 *BAYLOR
Nov. 26 #-vs. Arizona	Feb. 5 *at Texas Tech
Nov. 27 #-vs. Michigan	Feb. 9 *OKLAHOMA
Dec. 4 CALIFORNIA	Feb. 12 *KANSAS
Dec. 6 at Duke	Feb. 14 *at Baylor
Dec. 9 PURDUE	Feb. 19 *OKLAHOMA STATE
Dec. 12 TCU	Feb. 22 *TEXAS TECH
Dec. 19 &-vs. Rutgers	Feb. 27 *at Texas
Dec. 28 !-vs. Drexel	Mar. 2 *at Kansas State
Dec. 30 !-vs. San Diego St. or UTSA	Mar. 5 *NEBRASKA
Jan. 4 LOUISIANA-MONROE	*-Big 12 Conference Game
Jan. 8 COLORADO	#-Cancun Thanksgiving Classic, Cancun, Mexico
Jan. 12 *at Oklahoma State	\$-Maggie Dixon Classic, New York, N.Y.
Jan. 15 *at Missouri	!-Surf 'n Slam College Hoop Classic, San Diego, Calif.
Jan. 19 *TEXAS	

2010-11 OPPONENTS



TEXAS TECH

Sat. Feb. 12, 2011, 4 p.m.,
Boulder, Colorado

SCHOOL INFORMATION

Location.....Lubbock, Texas
 Founded.....1923
 Enrollment.....31,637
 Nickname.....Lady Raiders
 Colors.....Scarlet & Black
 Conference.....Big 12
 Arena (Capacity).United Spirit Arena (15,050)
 President.....Dr. Guy Bailey
 Athletic Director.....Gerald Myers
 SWA.....Dr. Judi Henry



Kristy Curry



Jordan Barncastle
Jr., F

SPORTS INFORMATION

Women's Basketball SIDTammi Hoffman
 Office.....806-742-2770
 Cell.....806-787-5662
 E-Mail.....tammi.hoffman@ttu.edu
 Fax806-742-1970
 Press Row Phone.....806-742-6688
 Website.....texastech.com

COACHING STAFF

Head CoachKristy Curry
 Record at TTU (years)66-62 (4)
 Career Record (years)245-113 (11)
 Associate CoachKelly Curry
 Assistant CoachBrooke Stoehr
 Assistant CoachShereka Wright



TEAM INFORMATION

2009-10 Record18-15
 2009-10 Conference5-11 (t-8th)
 2010 Postseason.....WNIT 2nd Round
 Final Ranking (AP/WBCA).....NR
 Letterwinners Returning/Lost.....8/3
 Starters Returning/Lost.....3/2

KEY RETURNERS (2009-10 STATS)

Kierra Mallard, 6-3, Jr., F/C (11.4 PPG, 7.1 rpg, 1.9 bpg)
 Monique Smalls, 5-6, So., G (5.8 PPG, 4.0 rpg, 4.1 apg)
 Jordan Barncastle, 6-2, Jr., F (5.8 PPG, 2.4 rpg)

SERIES INFORMATION

Overall.....TT leads 16-5
 In Lubbock.....TT leads 7-1
 In Boulder.....TT leads 6-2
 Neutral.....TT leads 3-2

2010-11 SCHEDULE

Nov. 7 ANGELO STATE (exhibition)	Jan. 19 *at Oklahoma
Nov. 12 at New Mexico	Jan. 22 *at Baylor
Nov. 15 SAMFORD	Jan. 26 *TEXAS
Nov. 21 IDAHO STATE	Jan. 29 *at Nebraska
Nov. 23 MISSISSIPPI VALLEY STATE	Feb. 5 *TEXAS A&M
Nov. 26 !-CHARLESTON SOUTHERN	Feb. 9 *at Oklahoma State
Nov. 27 !-AMERICAN	Feb. 12 *at Colorado
Nov. 28 !-SAM HOUSTON STATE	Feb. 16 *IOWA STATE
Dec. 1 USTA	Feb. 19 *BAYLOR
Dec. 5 #-vs. Penn State	Feb. 22 *at Texas A&M
Dec. 7 NORTHWESTERN STATE	Feb. 26 *OKLAHOMA STATE
Dec. 19 ^-vs. Pittsburgh	Mar. 2 *at Texas
Dec. 20 ^-vs. California	Mar. 5 *OKLAHOMA
Dec. 29 at Western Kentucky	
Jan. 3 HOUSTON BAPTIST	*- Big 12 Conference Game
Jan. 8 *at Kansas	!-World Vision Classic, Lubbock, Texas
Jan. 12 *MISSOURI	#-Big Ten/ Big 12 Challenge, State College, Pa
Jan. 15 *KANSAS STATE	^ -Las Vegas Holiday Hoops Classic, Las Vegas, Nev

Colorado's Big 12 Championship History

- 1997: No. 3 Seed** *Second Round:* Colorado 56, Iowa State 39
Semifinals: Colorado 64, Texas 50
Championship: Colorado 54, Kansas State 44
All-Tournament: La Shena Graham, Erin Scholz
- 1998: No. 8 Seed** *First Round:* Colorado 71, Oklahoma 66
Second Round: Texas Tech 81, Colorado 51
- 1999: No. 9 Seed** *First Round:* Kansas State 55, Colorado 51
- 2000: No. 10 Seed** *First Round:* Colorado 83, Missouri 68
Second Round: Texas Tech 76, Colorado 60
- 2001: No. 4 Seed** *Second Round:* Colorado 83, Missouri 72
Semifinals: Oklahoma 102, Colorado 93
- 2002: No. 3 Seed** *Second Round:* Iowa State 58, Colorado 56
- 2003: No. 4 Seed** *Second Round:* Colorado 73, Oklahoma 68
Semifinals: Texas 62, Colorado 47
- 2004: No. 3 Seed** *Second Round:* Oklahoma 63, Colorado 56
- 2005: No. 12 Seed** *First Round:* Iowa State 64, Colorado 62
- 2006: No. 11 Seed** *First Round:* Nebraska 67, Colorado 59
- 2007: No. 8 Seed** *First Round:* Colorado 71, Texas Tech 67
Second Round: Texas A&M 62, Colorado 45
- 2008: No. 9 Seed** *First Round:* Iowa State 76, Colorado 50
- 2009: No. 12 Seed** *First Round:* Kansas State 68, Colorado 51
- 2010: No. 11 Seed** *First Round:* Baylor 72, Colorado 65



2010-11 BIG 12 COMPOSITE SCHEDULE

Friday, November 12

1-Grambling State at Kansas State, 11:00 a.m.
Missouri at Memphis, 4:00 p.m.
2-Florida International at Baylor, 5:30 p.m.
Mississippi Valley State at Texas, 6:00 p.m.
Texas Tech at New Mexico, 7:00 p.m.
Regis at Colorado, 7 p.m.

Saturday, November 13

1-Marist/St. John's at Kansas State, 11/1:00 p.m.
Oklahoma at UW-Milwaukee, 12:00 p.m.
Western Illinois at Iowa State, 6:00 p.m.
2-Montana State at Baylor
Vermont at Nebraska
Texas Southern at Oklahoma State

Sunday, November 14

South Dakota at Kansas, 1:00 p.m.
2-Rice at Baylor, 1:30 p.m.
Missouri at Eastern Illinois, 3:00 p.m.

Monday, November 15

Drake at Iowa State [Mediacom], 6:00 p.m.
Samford at Texas Tech, 6:00 p.m.

Tuesday, November 16

Baylor at Connecticut [ESPN2], 4:00 p.m.
UALR at Texas A&M, 6:00 p.m.
Northwestern State at Texas, 6:00 p.m.
Colorado at Denver, 7:00 p.m.

Wednesday, November 17

Indiana State at Kansas State, 6:00 p.m.
TAMU-CC at Kansas, 6:00 p.m.
Miami (Fl.) at Nebraska, 6:05 p.m.

Thursday, November 18

Grambling at Oklahoma State, 6:00 p.m.

Friday, November 19

3-Michigan State at Baylor, 6:00 p.m.
Western Illinois at Oklahoma, 6:00 p.m.
Santa Clara at Colorado, 7:00 p.m.

Saturday, November 20

St. Mary's at Nebraska
Centenary at Oklahoma State
Texas A&M at Rice

Sunday, November 21

Boston at Texas, 12:00 p.m.
Western Illinois at Kansas State, 1:00 p.m.
Tennessee-Martin at Colorado, 2:00 p.m.
Iowa State at Northern Iowa, 2:00 p.m.
Idaho State at Texas Tech, 2:30 p.m.
4-Kansas at Wisconsin

Monday, November 22

Fresno State at Oklahoma, 6:00 p.m.
UT-Arlington at Oklahoma State, 6:00 p.m.
Liberty at Texas A&M, 6:00 p.m.
3-Nebraska at Washington State

Tuesday, November 23

Mississippi Valley at Texas Tech, 4:30 p.m.
Texas Southern at Baylor, 6:00 p.m.

Wednesday, November 24

Idaho State at Texas, 3:00 p.m.

Thursday, November 25

5-Iowa State vs. Virginia, 1:15 p.m.
5-Missouri vs. Tennessee, 3:45 p.m.

Friday, November 26

Nebraska-Omaha at Nebraska, 10:05 a.m.
5-Iowa State vs. TCU, 1:15 p.m.
5-Missouri vs. Georgetown, 3:45 p.m.
6-Charleston Southern at Texas Tech, 5:00 p.m.
Liberty at Baylor, 6:00 p.m.
7-North Dakota State at Kansas, 6:00 p.m.
8-UTPA at Oklahoma, 6:00 p.m.
9-Texas A&M vs. Arizona, 7:30 p.m.
10-Evansville at Colorado, 7:30 p.m.
11-Oklahoma State vs. TBD

Saturday, November 27

Kansas State at College of Charleston, 12:00 p.m.
5-Iowa State vs. West Virginia, 1:15 p.m.
5-Missouri vs. Georgia Tech, 3:45 p.m.
8- Gardner Webb at Oklahoma, 4:00 p.m.
7-Memphis at Kansas, 5:00 p.m.
6-American at Texas Tech, 5:00 p.m.
9-Texas A&M vs. Michigan, 7:30 p.m.
10-Loyola-Chicago/E. Washington at Colorado, 5/7:30 p.m.
11-Oklahoma State vs. TBD

Sunday, November 28

7-Fordham at Kansas, 12:30 p.m.
Southeastern Louisiana at Baylor, 1:00 p.m.
6-Sam Houston at Texas Tech, 1:00 p.m.
Texas at Stanford [FSN], 1:30 p.m.
8-Prairie View A&M at Oklahoma, 4:00 p.m.

Tuesday, November 30

South Dakota State at Kansas State, 6:00 p.m.
UNLV at Nebraska, 6:05 p.m.

Wednesday, December 1

Missouri at Ball State, 5:00 p.m.
Notre Dame at Baylor, 6:00 p.m.
Maine at Kansas, 6:00 p.m.
Sam Houston State at Oklahoma, 6:00 p.m.
UA-Little Rock at Oklahoma State, 6:00 p.m.
UTSA at Texas Tech, 6:00 p.m.
Texas State at Colorado, 7:00 p.m.

Saturday, December 4

California at Texas A&M [FSN], 10:00 a.m.
Kansas at SMU, 1:00 p.m.
4-Illinois at Colorado, 4:00 p.m.

Sunday, December 5

4-Nebraska at Indiana [BTN], 10:00 a.m.
4-Minnesota at Baylor [FSNSW], 12:00 p.m.
4-Missouri at Northwestern [BTN], 12:00 p.m.
4-Texas Tech at Penn State, 12:00 p.m.
4-Michigan at Iowa State, 1:00 p.m.
4-Kansas State at Iowa, 1:00 p.m.
4-Wisconsin at Oklahoma State, 1:00 p.m.
4-Texas at Michigan State [BTN], 2:00 p.m.
4-Oklahoma at Ohio State [BTN], 4:00 p.m.

Monday, December 6

12-Texas A&M at Duke [ESPN2], 5:00 p.m.

Tuesday, December 7

UT Martin at Missouri [MSN], 6:00 p.m.
Northwestern State at Texas Tech, 6:00 p.m.

Wednesday, December 8

Colorado State at Colorado, 5:30 p.m.
North Dakota at Kansas State [FSNKC], 6:00 p.m.
Stephen F. Austin at Oklahoma, 6:00 p.m.
Nebraska at Creighton, 6:05 p.m.
UTPA at Texas, 6:00 p.m.

Thursday, December 9

Kansas at Michigan, 5:00 p.m.
Iowa State at Iowa, 6:00 p.m.
4-Purdue at Texas A&M, 6:00 p.m.

Saturday, December 11

UMKC at Missouri [MSN], 11:00 a.m.
Northern Colorado at Nebraska, 6:05 p.m.

Sunday, December 12

Tennessee at Texas [FSN], 11:00 a.m.
TCU at Texas A&M, 11:00 a.m.
Columbia at Iowa State, 11:30 a.m.
Duke at Oklahoma State, 12:00 p.m.
Alabama at Kansas, 1:00 p.m.
UC Davis at Kansas State, 1:00 p.m.
New Mexico at Oklahoma, 1:00 p.m.

Tuesday, December 14

Tennessee at Baylor [ESPN2], 5:00 p.m.

Saturday, December 18

13-Texas vs. SMU, 1:30 p.m.
14-Nebraska vs. Houston, 5:00 p.m.
15-CU at USC, 5:30 p.m.

Sunday, December 19

16-Texas A&M vs. Rutgers [ESPN], 10:00 a.m.
SIU Edwardsville at Kansas, 1:00 p.m.
New Jersey Tech at Missouri, 1:00 p.m.
Oklahoma at Arkansas, 1:00 p.m.
17-Texas Tech vs. Pittsburgh, 1:00 p.m.
15-CU vs. Dayton/SDSU, 4/6:30 p.m.
14-Nebraska vs. Marist, 7:30 p.m.
13-Texas at UNLV, 8:30 p.m.

Monday, December 20

17-Texas Tech vs. California, 3:15 p.m.
18-Kansas State vs. UTSA, 5:00 p.m.
Cal State Northridge at Iowa State, 6:00 p.m.
13-Texas vs. South Florida, 6:00 p.m.
19-Baylor vs. Clemson, 6:15 p.m.
14-Nebraska vs. Louisville, 7:30 p.m.

Tuesday, December 21

18-Kansas State vs. Middle Tennessee, 4:00 p.m.
UC Riverside at Missouri, 6:00 p.m.
19-Baylor vs. Syracuse, 6:15 p.m.

Wednesday, December 22

Kansas at Creighton, 6:00 p.m.
Oral Roberts at Oklahoma State, 6:00 p.m.

Monday, December 27

UA-Pine Bluff at Oklahoma State, 6:00 p.m.

Tuesday, December 28

20-Texas vs. Cincinnati, 9:00 p.m.
20-Texas A&M vs. Drexel

Wednesday, December 29

21-Kansas State at Dartmouth, 5:00 p.m.
UAB at Missouri, 6:00 p.m.
UA-Pine Bluff at Oklahoma, 6:00 p.m.
Texas Tech at Western Kentucky, 6:00 p.m.
22-Florida A&M at Iowa State, 6:30 p.m.

Thursday, December 30

21-Kansas State vs. Vermont, 3:00 p.m.
UTPA at Baylor, 6:00 p.m.
UTA at Kansas, 6:00 p.m.
South Florida at Nebraska, 6:05 p.m.
22-Prairie View A&M at Iowa State, 6:30 p.m.
Colgate at Colorado, 7:00 p.m.
20-Texas vs. San Diego/Hofstra, 7/9:00 p.m.
20-Texas A&M vs. SDSU/UTSA

2010-11 BIG 12 COMPOSITE SCHEDULE**Sunday, January 2**

Chicago State at Iowa State, 1:00 p.m.
 Florida State at Missouri, 1:00 p.m.
 UTPA at Oklahoma State, 1:00 p.m.
 Sam Houston State at Texas, 1:00 p.m.
 Oklahoma at TCU [MTN], 4:00 p.m.
 Florida A&M at Nebraska, 5:05 p.m.

Monday, January 3

UMKC at Kansas, 6:00 p.m.
 Houston Baptist at Texas Tech, 6:00 p.m.

Tuesday, January 4

North Dakota State at Iowa State, 6:00 p.m.
 Vermont at Oklahoma State, 6:00 p.m.
 UL-Monroe at Texas A&M, 6:00 p.m.
 North Dakota at Colorado, 7:00 p.m.

Wednesday, January 5

Missouri at Xavier, 5:00 p.m.

Saturday, January 8

Iowa State at Baylor* [FSN], 10:00 a.m.
 Oklahoma at Nebraska*, 1:05 p.m.
 Texas at Missouri*, 3:00 p.m.
 Colorado at Texas A&M*, 6:00 p.m.
 Texas Tech at Kansas*

Sunday, January 9

Oklahoma State at Kansas State* [FSN], 1:30 p.m.

Tuesday, January 11

Nebraska at Iowa State* [Mediacom], 6:00 p.m.

Wednesday, January 12

Baylor at Texas*, 6:00 p.m.
 Kansas State at Oklahoma*, 6:00 p.m.
 Missouri at Texas Tech*, 6:00 p.m.
 Texas A&M at Oklahoma State*, 6:00 p.m.
 Kansas at Colorado*, 7 p.m.

Saturday, January 15

Texas A&M at Missouri* [FSN], 10:00 a.m.
 Kansas State at Texas Tech*, 1:00 p.m.
 Iowa State at Colorado*, 4:00 p.m.
 Oklahoma State at Baylor*, 6:00 p.m.

Sunday, January 16

Oklahoma at Texas* [ESPN], 11:30 a.m.
 Kansas at Nebraska* [FSN], 1:00 p.m.

Tuesday, January 18

Colorado at Oklahoma State*, 6:00 p.m.

Wednesday, January 19

Texas at Texas A&M*, 5:30 p.m.
 Missouri at Kansas State*, 6:00 p.m.
 Texas Tech at Oklahoma*, 6:00 p.m.
 Baylor at Kansas* [Sunflower], 6:00 p.m.

Saturday, January 22

Texas A&M at Iowa State* [FSN], 10:00 a.m.
 Nebraska at Kansas State* [FSN], 12:00 p.m.
 Oklahoma State at Texas* [LSN], 4:00 p.m.
 Texas Tech at Baylor*, 6:30 p.m.
 Missouri at Colorado*

Sunday, January 23

Oklahoma at Kansas* [FSN], 11:00 p.m.

Wednesday, January 26

Kansas at Missouri*, 6:00 p.m.
 Texas at Texas Tech*, 6:00 p.m.
 Texas A&M at Oklahoma*, 6:00 p.m.
 Iowa State at Nebraska*, 6:05 p.m.
 Kansas State at Colorado*, 7 p.m.

Saturday, January 29

Oklahoma at Oklahoma State* [FSN], 11:00 a.m.
 Kansas at Kansas State*, 1:00 p.m.
 Missouri at Iowa State*, 1:00 p.m.
 Texas Tech at Nebraska*, 6:05 p.m.

Sunday, January 30

Baylor at Texas A&M* [FSN], 11:00 a.m.
 Colorado at Texas* [LSN], 1:00 p.m.

Wednesday, February 2

Oklahoma at Baylor*, 6:00 p.m.
 Oklahoma State at Iowa State* [Mediacom], 6:00 p.m.
 Nebraska at Missouri*, 6:00 p.m.
 Colorado at Kansas*, 6:00 p.m.

Saturday, February 5

Iowa State at Oklahoma* [FSN], 11:30 a.m.
 Kansas State at Missouri*, 1:00 p.m.
 Texas A&M at Texas Tech*, 1:00 p.m.
 Kansas at Texas*, 1:00 p.m.

Sunday, February 6

Baylor at Oklahoma State* [ESPN], 12:00 p.m.
 Nebraska at Colorado* [FSN], 2:00 p.m.

Wednesday, February 9

Oklahoma at Texas A&M*, 6:00 p.m.
 Texas at Kansas State* [FSNKC], 6:00 p.m.
 Iowa State at Kansas*, 6:00 p.m.
 Baylor at Nebraska*, 6:05 p.m.
 Texas Tech at Oklahoma State*, 6:00 p.m.

Saturday, February 12

Texas at Baylor* [FSN], 11:30 a.m.
 Missouri at Oklahoma*, 1:00 p.m.
 Nebraska at Oklahoma State*, 1:00 p.m.
 Texas Tech at Colorado*, 4:00 p.m.
 Kansas at Texas A&M*

Sunday, February 13

Kansas State at Iowa State* [ESPN2], 3:00 p.m.

Monday, February 14

Oklahoma at Connecticut [ESPN2], 5:00 p.m.
 Texas A&M at Baylor* [ESPN2], 7:00 p.m.

Tuesday, February 15

Nebraska at Texas* [LSN], 6:00 p.m.

Wednesday, February 16

Colorado at Kansas State* [FSNKC], 6:00 p.m.
 Iowa State at Texas Tech*, 6:00 p.m.
 Oklahoma State at Missouri* [MSN], 6:00 p.m.

Saturday, February 19

Baylor at Texas Tech* [FSN], 11:30 p.m.
 Texas at Oklahoma* [FSN], 4:00 p.m.
 Oklahoma State at Texas A&M*, 5:00 p.m.
 Colorado at Iowa State*, 6:00 p.m.
 Missouri at Kansas*, 6:00 p.m.
 Kansas State at Nebraska*, 6:05 p.m.

Monday, February 21

Texas at Iowa State* [ESPN2], 7:00 p.m.

Tuesday, February 22

Texas Tech at Texas A&M*, 6:00 p.m.
 Missouri at Nebraska*, 6:05 p.m.

Wednesday, February 23

Kansas State at Baylor*, 6:00 p.m.
 Kansas at Oklahoma State*, 6:00 p.m.
 Oklahoma at Colorado*, 7:00 p.m.

Saturday, February 26

Colorado at Missouri*, 3:00 p.m.
 Oklahoma State at Texas Tech* [FSN], 4:00 p.m.
 Iowa State at Kansas State*, 6:00 p.m.
 Nebraska at Kansas*

Sunday, February 27

Texas A&M at Texas* [FSN], 1:00 p.m.
 Baylor at Oklahoma* [ESPN2], 3:00 p.m.

Tuesday, March 1

Kansas at Iowa State*, 6:00 p.m.

Wednesday, March 2

Missouri at Baylor*, 6:00 p.m.
 Oklahoma State at Oklahoma*, 6:00 p.m.
 Texas A&M at Kansas State* [FSNKC], 6:00 p.m.
 Texas Tech at Texas*, 6:00 p.m.
 Colorado at Nebraska*, 6:05 p.m.

Saturday, March 5

Oklahoma at Texas Tech*, 1:00 p.m.
 Iowa State at Missouri*, 3:00 p.m.
 Kansas State at Kansas* [FSN], 5:30 p.m.
 Nebraska at Texas A&M*, 6:00 p.m.
 Texas at Oklahoma State*, 6:00 p.m.
 Baylor at Colorado*

March 8-9 & 11-12

Phillips 66 Big 12 Women's Basketball Championship
 Kansas City, Mo. (Municipal Auditorium)

March 19 & 21

NCAA First & Second Rounds: Albuquerque, N.M.;
 Columbus, Ohio; Durham, N.C.; Knoxville, Tenn.; Salt
 Lake City, Utah; Spokane Wash.; Stanford, Calif.;
 University Park, Pa.

March 20 & 22

NCAA First & Second Rounds: Auburn, Ala.;
 Charlottesville, Va.; Cincinnati, Ohio; College Park,
 Md.; Shreveport, La.; Storrs, Conn.; Waco, Texas
 (Baylor host); Wichita, Kan.

March 26 & 28

NCAA Regionals: Dayton, Ohio; Spokane, Wash.

March 27 & 29

NCAA Regionals: Dallas, Texas (Big 12 host);
 Philadelphia, Pa.

April 3 & 5

Women's Final Four
 Indianapolis, Ind. (Conseco Fieldhouse)

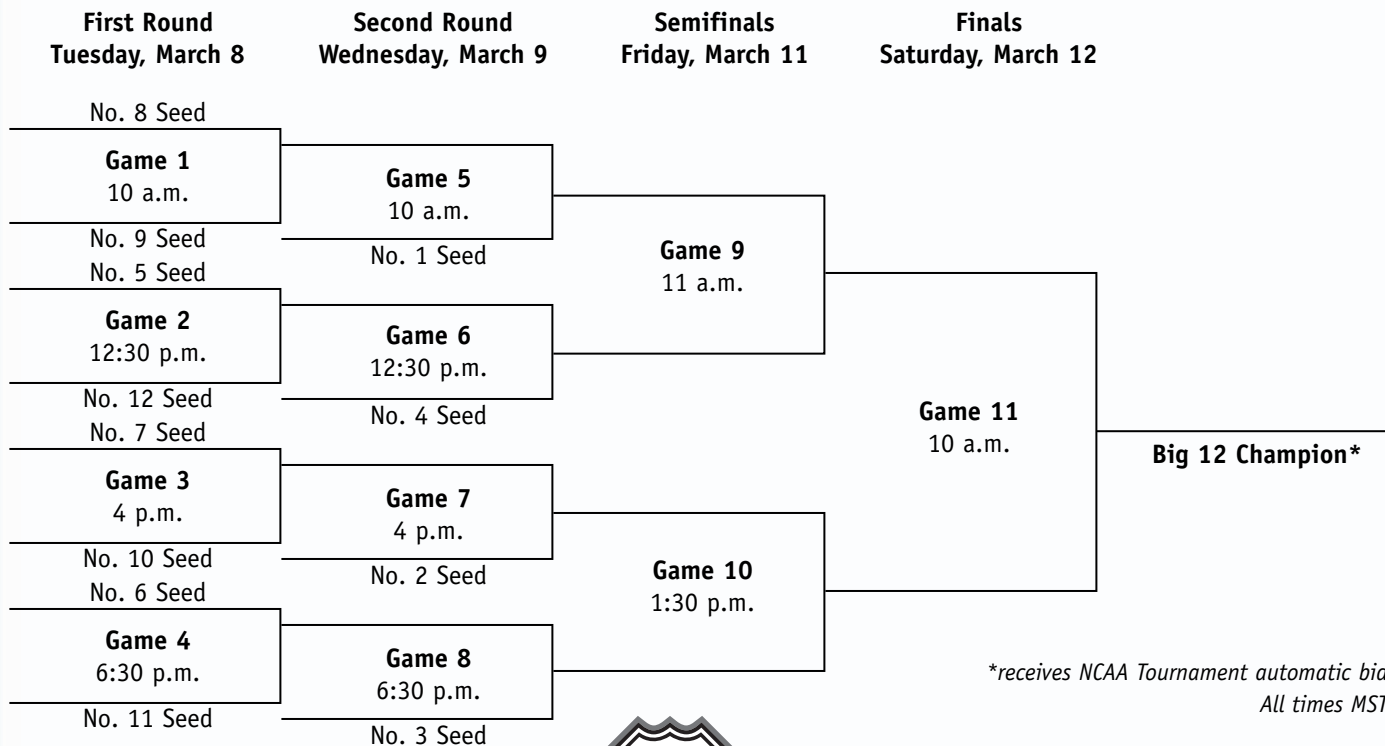
Key: * Big 12 Conference Game; [] – TV Game;
 1-Commerce Bank Wildcat Classic, Manhattan, Kan.;
 2-World Vision Invitational, Waco, Texas; 3-Super
 Six Series; 4-Big Ten/Big 12 Challenge; 5-Paradise
 Jam, St. Thomas, USVI; 6-World Vision Classic,
 Lubbock, Texas; 7-Basketball Traveler's Inc.,
 Lawrence, Kan.; 8-Basketball Traveler's, Inc.
 Invitational, Norman, Okla.; 9-Cancun Tournament,
 Cancun, Mexico; 10-24th Annual Omni Hotels
 Classic, Boulder, Colo.; 11-New Mexico Thanksgiving
 Tournament, Albuquerque, N.M.; 12-Jimmy V
 Classic, Durham, N.C.; 13-Basketball Traveler's
 Classic, Las Vegas, Nev.; 14-Duel in the Desert, Las
 Vegas, Nev.; 15-USC Tournament, Los Angeles, Calif.;
 16-Maggie Dixon Classic, New York, N.Y.;
 17-Las Vegas Holiday Hoops Classic, Las Vegas, Nev.;
 18-UTSA Christmas Classic, San Antonio, Texas;
 19- Bahamas Sunsplash Shootout, Nassau, Bahamas;
 20-Maggie Dixon Surf'n Slam, San Diego, Calif.;
 21-Blue Sky Classic, Hanover, N.H.;
 22-Cyclone Challenge, Ames, Iowa



BIG 12 CONFERENCE CHAMPIONSHIP

2011 Phillips 66 Big 12 Women's Basketball Championship Bracket

March 8-12 • Municipal Auditorium • Kansas City, Mo.



**receives NCAA Tournament automatic bid
All times MST*



Big 12 Conference Championship History

Year	Regular Season	Conference Record	Tournament
1997	Kansas	14-2	Colorado
1998	Texas Tech	15-1	Texas Tech
1999	Texas Tech	14-2	Texas Tech
2000	Iowa State/Texas Tech/Oklahoma	13-3	Iowa State
2001	Oklahoma	15-1	Iowa State
2002	Oklahoma	14-2	Oklahoma
2003	Texas	15-1	Texas
2004	Texas/Kansas State	14-2	Oklahoma
2005	Baylor	14-2	Baylor
2006	Oklahoma	16-0	Oklahoma
2007	Texas A&M/Oklahoma	13-3	Oklahoma
2008	Kansas State	13-3	Texas A&M
2009	Oklahoma	15-1	Baylor
2010	Nebraska	16-0	Texas A&M



Municipal Auditorium

ALL-TIME OPPONENT SERIES HISTORY



CU Ranking	Opp. Ranking	CU Ranking	Opp. Ranking	CU Ranking	Opp. Ranking	CU Ranking	Opp. Ranking		
ADAMS STATE (2-0) (Home: 2-0) Nov. 29, 1982 W 100-58 (H) Nov. 23, 1985 W 106-54 (H)		Jan. 1, 1991 W 75-69 (A)* Nov. 24, 1991 W 74-53 (H)		Dec. 7, 1985 W 75-62 (N) Dec. 21, 1992 W 84-58 (A) 13/13 Jan. 2, 1996 W 81-59 (H) 13/6 Jan. 22, 1997 W 83-60 (H) Jan. 10, 1998 L 57-76 (A) Feb. 20, 1999 L 52-62 (H) Feb. 23, 2000 L 90-91 (A)* Feb. 3, 2001 W 85-66 (H) 23/RV 20/22 Feb. 20, 2002 L 69-80 (A) 11/13 9/8 Jan. 29, 2003 W 66-59 (H) Jan. 7, 2004 W 69-59 (A) 14/14 24/RV 6/8 Feb. 26, 2005 L 65-84 (H) 10/10 Feb. 22, 2006 L 40-86 (A) 14/14 Feb. 21, 2007 L 67-75 (H) 8/8 Feb. 27, 2008 L 62-76 (A) 6/5 Jan. 10, 2009 L 50-63 (H) 15/17 Feb. 6, 2010 L 42-76 (A) 16/18 Mar. 11, 2010 L 65-72 (N)		UC-SANTA BARBARA (1-3) (Home: 1-1, Away: 0-2) Mar. 20, 1993 W 81-54 (H) 9/9 Dec. 21, 1996 L 59-70 (A) RV/25 Dec. 30, 1997 L 77-83 (H) 21/23 Mar. 20, 2004 L 49-76 (A) 17/13 RV/-			
AIR FORCE (3-0) (Home: 2-0, Away: 1-0) Jan. 28, 1978 W 78-57 (H) Feb. 3, 1979 W 90-69 (A) Dec. 5, 2001 W 80-47 (H) 15/14		ARIZONA STATE (9-0) (Home: 5-0, Away: 3-0, Neutral: 1-0) Feb. 22, 1975 W 71-44 (H) Feb. 12, 1976 W 55-46 (A) Feb. 3, 1977 W 84-77 (H) Jan. 20, 1978 W 83-55 (H) Jan. 27, 1979 W 77-64 (A) Dec. 6, 1980 W 72-64 (A) Nov. 19, 1983 W 95-73 (H) 16 Jan. 4, 1985 W 86-68 (N) Dec. 9, 1987 W 103-63 (H)		BOSTON UNIVERSITY (1-0) (Neutral: 1-0) Dec. 1, 1990 W 94-56 (N)		CAL POLY-POMONA (0-1) (Neutral: 0-1) Dec. 18, 1987 L 68-74 (N)			
ALBANY (1-0) (Home: 1-0) Nov. 17, 2000 W 93-43 (H)		ARKANSAS (2-1) (Home: 1-0, Away: 1-1) Jan. 9, 1992 L 51-56 (A) Dec. 8, 1992 W 94-67 (H) 19/17 Nov. 21, 1995 W 73-71 (A) 11/11 9/9		BOWLING GREEN (2-0) (Home: 2-0) Nov. 29, 1996 W 74-62 (H) 18/13 Nov. 23, 2001 W 96-44 (H) 14/12		CAL STATE BAKERSFIELD (1-0) (Home: 1-0) Dec. 28, 2006 W 76-61 (H)			
ALCORN STATE (1-0) (Neutral: 1-0) Dec. 8, 1996 W 62-45 (N) 17/13		ARKANSAS-PINE BLUFF (1-0) (Home: 1-0) Dec. 2, 2008 W 73-39 (H)		BRIGHAM YOUNG (8-7) (Home 8-3, Away 2-5, Neutral 1-0) Feb. 15, 1975 L 44-60 (A) Feb. 7, 1976 L 77-81 (H) Jan. 29, 1977 L 65-89 (A) Feb. 24, 1978 L 69-84 (H) Mar. 2, 1979 L 82-99 (A) Mar. 7, 1980 L 91-101 (A) Mar. 6, 1981 W 97-82 (N) Jan. 29, 1982 W 109-75 (H) Feb. 20, 1982 L 75-77 (A) Nov. 18, 1983 W 89-72 (H) Jan. 8, 1986 W 85-84 (A) Nov. 23, 1996 W 78-73 (A) 18/15 Nov. 22, 1997 W 84-68 (H) 18/16 Mar. 11, 1999 W 70-53 (H) Mar. 22, 2003 W 84-45 (H)		CAL STATE NORTHBRIDGE (1-0) (Home: 1-0) Nov. 19, 2006 W 80-64 (H)		CAL STATE-FULLERTON (4-1) (Home: 2-0, Away: 1-1, Neutral: 1-0) Dec. 3, 1981 W 89-77 (N) Dec. 12, 1986 W 77-51 (H) Dec. 30, 1987 W 77-63 (A) Nov. 18, 2005 W 100-71 (H) Dec. 7, 2006 L 77-89 (A)	
AMERICAN (1-0) (Neutral: 1-0) Dec. 4, 1998 W 90-70 (N)		AUBURN (0-1) (Home: 0-1) Mar. 17, 1996 L 61-68 (H)* 19/17 19/18		CENTRAL FLORIDA (1-0) (Home: 1-0) Nov. 16, 2008 W 93-63 (H)		CAL STATE FULLERTON (4-1) (Home: 2-0, Away: 1-1, Neutral: 1-0) Dec. 3, 1981 W 89-77 (N) Dec. 12, 1986 W 77-51 (H) Dec. 30, 1987 W 77-63 (A) Nov. 18, 2005 W 100-71 (H) Dec. 7, 2006 L 77-89 (A)			
ARIZONA (6-3) (Home: 4-1, Away: 2-2) Feb. 21, 1975 L 36-75 (H) Feb. 14, 1976 L 65-70 (A)* Feb. 5, 1977 W 79-58 (H) Feb. 18, 1978 W 73-64 (H) Feb. 22, 1979 W 90-71 (A) Dec. 11, 1988 L 69-75 (A)* 20 Dec. 31, 1989 W 78-69 (H)		BAYLOR (8-11) (Home: 5-4, Away: 2-6, Neutral: 1-1) Dec. 22, 1980 W 75-50 (H) 20		CENTRAL MICHIGAN (2-0) (Home 2-0) Dec. 21, 1990 W 63-60 (H) Nov. 29, 1997 W 71-49 (H) 16/17		CHARLESTON (1-0) (Neutral: 1-0) Dec. 20, 1985 W 81-66 (N)			
BUFLALO (2-0) (Home: 1-0, Away: 1-0) Jan. 2, 2003 W 76-47 (A) 25/25 Jan. 3, 2004 W 98-47 (H) 13/13		BUTLER (1-0) (Home: 1-0) Nov. 25, 2000 W 86-57 (H)		CALIFORNIA (4-0) (Home: 2-0, Away: 2-0) Dec. 4, 1981 W 67-56 (A) Nov. 27, 1988 W 83-68 (H) Dec. 8, 2002 W 66-47 (A) Nov. 29, 2003 W 79-63 (H) 20/16		CHARLOTTE (1-0) (Home: 1-0) Nov. 25, 2006 W 78-65 (H)			
BUTLER (1-0) (Home: 1-0) Nov. 25, 2000 W 86-57 (H)		CALIFORNIA (4-0) (Home: 2-0, Away: 2-0) Dec. 4, 1981 W 67-56 (A) Nov. 27, 1988 W 83-68 (H) Dec. 8, 2002 W 66-47 (A) Nov. 29, 2003 W 79-63 (H) 20/16		UC-IRVINE (3-0) (Home: 2-0, Away: 1-0) Dec. 30, 1993 W 75-54 (A) 5/6 Dec. 30, 1994 W 84-47 (H) 9/9 Nov. 15, 2009 W 61-56 (H)		COLORADO COLLEGE (2-0) (Home: 2-0) Nov. 20, 1981 W 97-39 (H) Feb. 15, 1983 W 83-58 (H)			
BUFLALO (2-0) (Home: 1-0, Away: 1-0) Jan. 2, 2003 W 76-47 (A) 25/25 Jan. 3, 2004 W 98-47 (H) 13/13		UC-IRVINE (3-0) (Home: 2-0, Away: 1-0) Dec. 30, 1993 W 75-54 (A) 5/6 Dec. 30, 1994 W 84-47 (H) 9/9 Nov. 15, 2009 W 61-56 (H)		COLORADO STATE (30-11) (Home: 20-2, Away: 10-9) Jan. 31, 1975 L 53-74 (H) Feb. 6, 1975 L 42-81 (A) Nov. 20, 1975 W 53-38 (A) Jan. 23, 1976 W 85-49 (H) Jan. 29, 1976 W 70-41 (H) Dec. 3, 1976 W 90-79 (H) Jan. 14, 1977 W 62-40 (A) Nov. 17, 1977 W 86-62 (H) Mar. 2, 1978 L 69-80 (A) Nov. 17, 1978 W 83-60 (A) Jan. 13, 1979 W 97-55 (H) Nov. 16, 1979 W 112-48 (H) Dec. 20, 1980 W 94-77 (A) 20 Dec. 19, 1981 W 79-76 (H) 18 Mar. 13, 1982 W 70-61 (H) Nov. 20, 1982 W 78-49 (H) Dec. 2, 1982 W 90-56 (H) Dec. 8, 1982 W 72-60 (A) Dec. 7, 1983 W 82-69 (H) Jan. 10, 1984 L 48-63 (A) Dec. 5, 1984 L 56-61 (A) Dec. 11, 1985 W 89-61 (H) Dec. 10, 1986 W 75-64 (A) Jan. 9, 1988 W 82-59 (H) Dec. 30, 1988 W 74-47 (A) Dec. 30, 1989 W 91-61 (H) Jan. 5, 1991 L 51-57 (A) Nov. 26, 1991 W 77-50 (H)		UC RIVERSIDE (1-0) (Neutral: 1-0) Dec. 29, 2000 W 63-50 (N)			



ALL-TIME OPPONENT SERIES HISTORY



CU Ranking		Opp. Ranking		CU Ranking		Opp. Ranking		CU Ranking		Opp. Ranking				
Jan. 10, 1993	W	80-71 (H)	7/7	Jan. 27, 1995	W	76-66 (H)	5/5	(Home: 0-1)	Feb. 5, 1986	W	71-62 (A)			
Feb. 5, 1993	W	77-60 (A)	5/5	Feb. 26, 1995	W	74-71 (A)	3/3	Nov. 28, 2008	L	62-70 (H)	Mar. 1, 1986	W	81-70 (H)	
Mar. 7, 1993	L	78-81 (N) **	6/4	Jan. 7, 1996	W	64-58 (A)	13/6	MIAMI (OHIO) (1-0)	Mar. 8, 1986	L	63-75 (N)	Jan. 24, 1987	W	94-91 (A)
Jan. 9, 1994	L	57-59 (A)	4/4 12/12	Feb. 4, 1996	W	54-50 (H)	16/14	(Home: 1-0)	Jan. 21, 1987	L	66-73 (H)	Feb. 28, 1987	L	77-92 (N)
Feb. 4, 1994	W	75-67 (H)	7/8 6/6	Jan. 29, 1997	W	71-58 (H)		Nov. 28, 1998	W	82-68 (H)	Feb. 3, 1988	L	69-71 (A)	
Feb. 10, 1995	W	84-73 (H)	3/3 15/15	Feb. 19, 1997	L	62-68 (A)		MICHIGAN (0-2)	Feb. 24, 1988	W	101-88 (H)	Mar. 6, 1988	W	84-80 (N)
Feb. 24, 1995	W	90-81 (A) *	3/3 24/23	Mar. 8, 1997	W	54-44 (N)		(Home: 0-1, Away: 0-1)	Nov. 21, 1998	L	78-84 (A)	Nov. 21, 1989	L	63-77 (H)
Mar. 6, 1995	W	61-45 (N)	3/3 23/22	Jan. 21, 1998	L	52-64 (A)		Nov. 21, 1999	L	63-77 (H)	Feb. 8, 1989	W	86-73 (H)	
Jan. 5, 1996	W	60-59 (A)	13/6	Jan. 31, 1998	W	56-52 (H)		MINNESOTA (1-4)	Mar. 5, 1989	W	83-67 (N)	Jan. 24, 1990	L	52-64 (A)
Feb. 3, 1996	L	57-67 (H)	16/14	Feb. 6, 1999	L	57-59 (H)		(Home: 1-0, Away 0-3, Neutral 0-1)	Jan. 7, 1990	L	55-58 (H)	Jan. 23, 1991	W	74-71 (H) *
Mar. 4, 1996	W	75-47 (N)	19/17 21/22	Feb. 17, 1999	W	57-54 (A)		Dec. 14, 1984	L	61-84 (N)	Feb. 6, 1991	L	64-72 (A)	
Jan. 25, 1997	L	58-61 (A)	15/15	Mar. 2, 1999	L	51-55 (N)		Dec. 30, 1985	W	76-69 (H)	Jan. 25, 1992	W	69-63 (H)	
Feb. 15, 1997	L	60-72 (H)	15/14	Feb. 16, 2000	L	54-62 (H)		Dec. 30, 1986	L	74-76 (A) *	Feb. 19, 1992	W	62-57 (A)	
Feb. 4, 1998	L	45-65 (H)		Mar. 1, 2000	L	47-64 (A)		Nov. 23, 2003	L	61-95 (A)	Jan. 16, 1993	W	75-52 (H)	
Feb. 18, 1998	L	51-67 (A)		Jan. 6, 2001	W	67-62 (A)		Nov. 21, 2009	L	78-87 (A)	Feb. 13, 1993	W	75-52 (H)	
Jan. 20, 1999	W	76-65 (H)	NR/23	Feb. 24, 2001	W	74-56 (H)	16/20	MISSISSIPPI STATE (1-0)	Jan. 16, 1994	W	75-65 (H)	Jan. 16, 1994	W	75-65 (H)
Feb. 3, 1999	L	57-65 (A)	22/20	Jan. 9, 2002	L	72-75 (A)	21/19 14/18	(Home: 1-0)	Feb. 12, 1994	W	62-50 (A)	Mar. 7, 1994	L	71-79 (N) *
Jan. 15, 2000	L	56-78 (A)	21/23	Feb. 23, 2002	W	79-58 (H)	11/13 12/12	Dec. 4, 1992	W	95-59 (H)	Jan. 14, 1995	W	75-67 (A)	
Feb. 1, 2000	L	66-74 (H)	NR/24	Jan. 11, 2003	L	36-61 (A)	24/23 4/4	MISSOURI (40-27)	Feb. 12, 1995	W	79-57 (H)	Feb. 12, 1995	W	79-57 (H)
Jan. 20, 2001	W	72-63 (H)		Mar. 1, 2003	L	59-67 (H)	5/5	(Home: 21-8, Away: 15-15, Neutral: 4-4)	Jan. 14, 1996	L	61-72 (A)	Jan. 14, 1996	L	61-72 (A)
Feb. 7, 2001	W	70-60 (A)	19/24	Jan. 10, 2004	L	69-76 (H)	14/14 11/12	Jan. 20, 1977	L	56-62 (H)	Feb. 10, 1996	W	67-56 (H)	
Jan. 16, 2002	W	70-35 (A)	22/19	Feb. 8, 2004	L	53-79 (A)	11/10 10/11	Jan. 5, 1978	L	66-68 (N)	Jan. 14, 1997	W	78-51 (H)	
Jan. 29, 2002	W	80-41 (H)	17/17	Jan. 29, 2005	L	70-81 (H)	16/16	Jan. 17, 1983	L	64-90 (A)	Feb. 23, 1997	W	57-50 (A)	
Jan. 18, 2003	W	71-50 (A)		Feb. 19, 2005	L	51-73 (A)	18/17	Feb. 4, 1983	W	83-68 (H)	Feb. 8, 1998	W	71-60 (A)	
Feb. 5, 2003	W	73-42 (H)		Jan. 14, 2006	L	66-85 (A)		Feb. 1, 1984	L	63-105 (A)	Feb. 25, 1998	W	78-65 (H)	
Jan. 13, 2004	W	59-49 (A)	15/15	Feb. 8, 2006	L	62-67 (H)		Feb. 22, 1984	L	63-94 (H)	Jan. 16, 1999	L	60-63 (A)	
Feb. 24, 2004	W	75-56 (H)	14/13	Jan. 31, 2007	W	66-55 (H)		Mar. 6, 1984	L	51-113 (A)	Feb. 9, 1999	W	74-62 (H)	
Jan. 25, 2005	L	60-65 (H)		Feb. 14, 2007	W	60-58 (A)		Feb. 2, 1985	L	71-92 (A)	Feb. 12, 2000	L	57-65 (A)	
Feb. 12, 2005	L	54-76 (A)		Jan. 19, 2008	L	60-67 (A)	25/RV	Feb. 27, 1985	L	65-79 (H)				
Jan. 10, 2006	W	74-65 (H)		Feb. 23, 2008	W	73-68 (H)	15/15	Mar. 3, 1985	L	64-87 (A)				
Feb. 1, 2006	W	77-71 (A)		Feb. 21, 2009	L	60-72 (A)	16/14							
Feb. 6, 2006	L	68-70 (A) *		Mar. 7, 2009	L	61-71 (H)	RV/21							
Feb. 24, 2007	W	59-50 (H)		Mar. 12, 2009	L	51-68 (N)	RV/21							
Jan. 22, 2008	W	59-41 (H)		Jan. 20, 2010	W	63-57 (A)								
Feb. 13, 2008	L	59-70 (A)		Mar. 3, 2010	L	70-72 (H)								
Feb. 4, 2009	L	54-65 (A)												
Feb. 18, 2009	W	69-62 (H)												
Jan. 27, 2010	L	64-75 (A)												
Feb. 16, 2010	L	72-79 (H)												
KANSAS STATE (33-33)				LONG BEACH STATE (2-2)										
(Home: 16-12, Away: 13-17, Neutral: 4-4)				(Home: 1-0, Away: 1-2)										
Dec. 6, 1979	L	75-106 (A)		Jan. 7, 1981	L	55-77 (A)	18							
Jan. 19, 1980	L	69-81 (N)	13	Mar. 19, 1988	L	64-103 (A)	7/9							
Jan. 16, 1982	L	71-76 (A)	15	Jan. 2, 1994	W	79-55 (A)	5/6							
Jan. 15, 1983	L	59-75 (A)	13	Dec. 19, 1994	W	85-42 (H)	8/8							
Feb. 19, 1983	W	84-67 (H)	9	LOUISIANA STATE (2-2)										
Mar. 11, 1983	L	63-97 (N)	14	(Home: 1-1, Neutral: 1-1)										
Jan. 25, 1984	L	55-77 (H)	7	Dec. 2, 1989	L	60-63 (N)	14/16							
Feb. 16, 1984	L	67-94 (A)	9	Dec. 29, 2001	W	86-65 (N)	18/15 21/22							
Jan. 19, 1985	L	74-89 (H)		Mar. 17, 2002	W	69-58 (H)	12/12 22/24							
Feb. 23, 1985	L	60-75 (A)		Nov. 27, 2004	L	44-75 (H)	2/2							
Jan. 18, 1986	L	55-67 (H)		LOUISIANA TECH (1-3)										
Feb. 8, 1986	W	69-57 (A)		(Home: 1-1, Away: 0-2)										
Mar. 6, 1986	W	57-56 (N)		Jan. 6, 1988	L	52-66 (A)	3/2							
Jan. 21, 1987	L	61-71 (H)		Jan. 3, 1989	W	61-60 (H)	2/2							
Feb. 11, 1987	L	78-85 (A) *		Dec. 3, 1994	L	62-77 (A)	10/10 4/4							
Jan. 23, 1988	W	84-58 (H)		Nov. 25, 1995	L	61-65 (H)	11/11 1/1							
Feb. 17, 1988	W	86-70 (A)		LOYOLA MARYMOUNT (1-1)										
Jan. 14, 1989	W	75-63 (A)		(Home: 0-1, Neutral: 1-0)										
Feb. 15, 1989	W	87-71 (H)	15/15	Dec. 30, 1999	L	72-82 (H)								
Jan. 13, 1990	L	67-71 (A)		Nov. 19, 2004	W	75-58 (N)								
Feb. 11, 1990	W	82-69 (H)		MANHATTAN (1-0)										
Jan. 12, 1991	W	75-74 (H)		(Home: 1-0)										
Feb. 13, 1991	W	71-68 (A)		Jan. 2, 2005	W	73-61 (H)								
Feb. 5, 1992	W	69-56 (H)		MARSHALL (1-0)										
Feb. 26, 1992	W	65-42 (A)		(Home: 1-0)										
Mar. 7, 1992	W	79-27 (N)		Mar. 14, 1997	W	64-49 (H)	18/21							
Jan. 8, 1993	W	61-33 (H)	7/7	MARQUETTE (1-1)										
Feb. 7, 1993	W	61-51 (A)	5/5	(Home: 1-1)										
Mar. 6, 1993	W	55-41 (N)	6/4	Mar. 16, 1994	W	77-74 (H)	2/3							
Jan. 7, 1994	W	65-58 (A)	4/4	Apr. 2, 2008	L	72-86 (H)								
Feb. 6, 1994	W	66-57 (H)	7/8	MASSACHUSETTS (0-1)										





ALL-TIME OPPONENT SERIES HISTORY

CU Ranking	Opp. Ranking	CU Ranking	Opp. Ranking	CU Ranking	Opp. Ranking	CU Ranking	Opp. Ranking
Feb. 26, 2000	W 72-64 (H)	MISSOURI STATE (2-0) <i>(Home: 2-0)</i>		Jan. 28, 1984	L 77-91 (H)	NEW MEXICO (7-6) <i>(Home: 3-3, Away: 3-3, Neutral: 1-0)</i>	
Mar. 7, 2000	W 83-68 (N)	Jan. 6, 1979	W 95-57 (H)	Feb. 25, 1984	L 67-92 (A)	Jan. 25, 1975	L 38-55 (A)
Jan. 14, 2001	W 98-90 (H)	Mar. 17, 1995	W 78-34 (H) 2/2	Jan. 23, 1985	W 90-83 (A)	Jan. 16, 1976	L 63-66 (H)
Feb. 28, 2001	L 61-78 (A) 17/21	MONTANA (1-2) <i>(Away: 0-1, Neutral: 1-1)</i>		Feb. 13, 1985	L 60-85 (H)	Feb. 26, 1977	L 57-74 (A)
Mar. 7, 2001	W 83-72 (N) 20/21	Dec. 29, 1978	W 78-55 (N)	Feb. 1, 1986	W 80-68 (H)	Nov. 25, 1977	L 64-77 (H)
Jan. 26, 2002	W 78-56 (A) 20/19	Dec. 15, 1984	L 44-61 (A)	Feb. 25, 1986	W 68-66 (A)	Feb. 17, 1978	L 65-72 (H)
Feb. 13, 2002	W 78-47 (H) 13/13	Dec. 7, 1996	L 68-69 (N) 17/13	Mar. 4, 1986	W 96-90 (H)	Feb. 24, 1979	L 73-93 (A)
Feb. 2, 2003	L 52-71 (A)	MONTANA STATE (5-0) <i>(Home: 4-0, Away: 1-0)</i>		Jan. 17, 1987	L 72-74 (A)	Mar. 7, 1979	W 79-77 (N)
Feb. 22, 2003	W 69-48 (H)	Feb. 20, 1980	W 94-72 (H)	Feb. 7, 1987	W 91-71 (H)	Nov. 23, 1983	W 79-66 (A)
Jan. 18, 2004	W 71-54 (H) 15/15	Jan. 4, 1982	W 62-43 (H) 13	Jan. 30, 1988	W 84-69 (H)	Nov. 28, 1984	W 71-69 (H)
Jan. 31, 2004	W 68-66 (A) 11/10	Dec. 21, 1986	W 76-69 (H)	Feb. 20, 1988	L 73-85 (A)*	Dec. 31, 1991	W 92-22 (H)
Jan. 18, 2005	W 56-51 (A)	Dec. 21, 1994	W 74-53 (H) 9/9	Jan. 11, 1989	W 77-53 (H)	Dec. 1, 1992	W 86-37 (A) 25/24
Feb. 9, 2005	L 55-58 (H)	Dec. 22, 1995	W 68-55 (A) 9/6	Feb. 22, 1989	W 71-63 (A) 10	Nov. 15, 1995	W 63-56 (H) 14/11
Jan. 18, 2006	L 49-69 (A)	NEBRASKA (39-28) <i>(Home: 25-6, Away: 11-21, Neutral: 3-1)</i>		Feb. 29, 1989	W 89-76 (H)	Nov. 11, 2001	W 78-63 (A) 12/13
Feb. 18, 2006	L 57-72 (H)	Jan. 31, 1976	L 53-59 (A)	Mar. 8, 1992	W 74-66 (N)	NEW MEXICO STATE (9-2) <i>(Home: 4-0, Away: 5-2)</i>	
Jan. 3, 2007	W 71-59 (H)	Nov. 6, 1976	L 80-81 (A)	Jan. 22, 1993	L 50-62 (A) 4/4	Jan. 25, 1975	L 39-48 (A)
Jan. 28, 2007	L 48-61 (A)	Jan. 6, 1978	L 61-63 (A)	Feb. 21, 1993	W 71-63 (H) 4/4 22/22	Jan. 17, 1976	W 63-58 (H)
Jan. 9, 2008	W 70-58 (A) 23/RV	Nov. 25, 1978	W 63-62 (H)	Jan. 21, 1994	W 81-55 (H) 6/6	Feb. 24, 1977	L 64-77 (A)
Mar. 5, 2008	W 63-47 (H)	Dec. 8, 1979	L 62-65 (A)	Feb. 20, 1994	W 63-61 (A) 3/3	Feb. 4, 1978	W 58-57 (A)*
Jan. 24, 2009	W 61-56 (A)	Jan. 17, 1980	W 85-70 (N)	Mar. 6, 1994	W 77-67 (N) 3/3	Feb. 9, 1979	W 87-67 (H)
Feb. 28, 2009	L 55-66 (H)	Dec. 10, 1981	W 87-66 (H)	Jan. 22, 1995	W 73-55 (A) 6/6	Feb. 7, 1980	W 108-82 (A)
Jan. 9, 2010	W 64-48 (H)	Jan. 22, 1983	W 89-85 (H)	Feb. 17, 1995	W 89-76 (H) 3/3	Feb. 16, 1980	W 106-75 (A)
Feb. 23, 2010	W 80-79 (A)*	Feb. 12, 1983	L 89-96 (A)	Jan. 21, 1996	W 69-61 (H) 15/11	Jan. 22, 1981	W 95-59 (A)
UMKC (3-0) <i>(Home: 2-0, Away: 1-0)</i>				Feb. 14, 1996	L 75-83 (A)**18/16	Feb. 5, 1981	W 79-41 (H)
Dec. 14, 1988	W 60-49 (A) 20	Jan. 4, 1997	W 65-58 (A) 25/25	Feb. 4, 1982	W 87-64 (H)	Feb. 27, 1982	W 76-65 (A)
Dec. 6, 1989	W 79-64 (H)	Feb. 5, 1997	W 73-52 (H)	Feb. 14, 1996	L 75-83 (A)**18/16	NEW SOUTH WALES (0-1) <i>(Home: 0-1)</i>	
Dec. 20, 2008	W 71-49 (H)	Jan. 7, 1998	W 84-78 (H) 16/16	Feb. 14, 1997	L 75-83 (A)**18/16	Dec. 10, 1976	L 55-103 (H)
		Feb. 22, 1998	L 53-78 (A)	Jan. 6, 1999	L 49-90 (A)	NORTH CAROLINA (1-0) <i>(Home: 1-0)</i>	
		Jan. 6, 1999	L 49-90 (A)	Jan. 23, 1999	W 70-53 (H) 23/20	Mar. 24, 2003	W 86-67 (H) 2 12/11
		Jan. 23, 1999	W 70-53 (H)	Jan. 26, 2000	L 66-79 (A)	NORTH CAROLINA STATE (1-0) <i>(Home: 1-0)</i>	
		Jan. 26, 2000	L 66-79 (A)	Feb. 9, 2000	W 78-75 (H)	Feb. 1, 1997	W 67-62 (H) 21/20
		Feb. 9, 2000	W 78-75 (H)	Jan. 24, 2001	W 87-69 (H) 25/RV	NORTH DAKOTA STATE (1-0) <i>(Neutral: 1-0)</i>	
		Jan. 24, 2001	W 87-69 (H)	Feb. 10, 2001	W 81-65 (A) 19/24	Dec. 30, 1978	W 87-69 (N)
		Feb. 10, 2001	W 81-65 (A)	Feb. 6, 2002	W 95-60 (H) 13/13	NORTHERN ARIZONA (13-2) <i>(Home: 7-0, Away: 6-0, Neutral: 0-2)</i>	
		Feb. 26, 2002	W 84-60 (A) 11/12	Feb. 26, 2002	W 84-60 (A)	Feb. 13, 1976	W 79-36 (A)
		Jan. 14, 2003	W 74-54 (H)	Jan. 14, 2003	W 74-54 (H)	Feb. 4, 1977	W 67-57 (H)
		Mar. 5, 2003	W 70-56 (A)	Mar. 5, 2003	W 70-56 (A)	Jan. 21, 1978	W 89-48 (H)
		Feb. 4, 2004	W 78-63 (H) 11/10	Feb. 4, 2004	W 78-63 (H)	Jan. 26, 1979	W 103-69 (A)
		Mar. 3, 2004	W 63-60 (A) 13/13	Mar. 3, 2004	W 63-60 (A)	Jan. 21, 1980	W 129-47 (H)
		Jan. 5, 2005	L 62-84 (A)	Jan. 5, 2005	L 62-84 (A)	Feb. 14, 1980	W 112-76 (A)
		Mar. 2, 2005	W 78-76 (H)	Mar. 2, 2005	W 78-76 (H)	Jan. 24, 1981	W 79-47 (A)
		Jan. 4, 2006	L 62-80 (H)	Jan. 4, 2006	L 62-80 (H)	Feb. 7, 1981	W 81-42 (H)
		Jan. 28, 2006	L 54-70 (A)	Jan. 28, 2006	L 54-70 (A)	Feb. 6, 1982	W 96-48 (H)
		Mar. 7, 2006	L 59-67 (N)	Mar. 7, 2006	L 59-67 (N)	Feb. 25, 1982	W 79-49 (A)
		Feb. 10, 2007	L 44-54 (H)	Feb. 10, 2007	L 44-54 (H)	Nov. 25, 1983	W 62-60 (A)
		Feb. 27, 2007	L 70-90 (A)	Feb. 27, 2007	L 70-90 (A)	Nov. 28, 1986	L 61-63 (N)
		Feb. 6, 2008	L 71-80 (H)	Feb. 6, 2008	L 71-80 (H)	Dec. 30, 1990	W 79-45 (A)
		Mar. 2, 2008	L 55-63 (A)	Mar. 2, 2008	L 55-63 (A)	Dec. 18, 1993	W 78-46 (H) 7/7
		Jan. 31, 2009	W 75-73 (H)	Jan. 31, 2009	W 75-73 (H)	Dec. 19, 2005	L 83-84 (N)*
		Mar. 3, 2009	L 64-75 (A)	Mar. 3, 2009	L 64-75 (A)	NORTHERN COLORADO (9-6) <i>(Home: 6-3, Away: 2-3, Neutral: 1-0)</i>	
		Jan. 30, 2010	L 64-80 (H)	Jan. 30, 2010	L 64-80 (H)	Jan. 28, 1975	L 37-68 (H)
		Feb. 20, 2010	L 73-89 (A)	Feb. 20, 2010	L 73-89 (A)	Mar. 1, 1975	L 54-66 (A)
		NEVADA (1-1) <i>(Home: 1-0, Away: 0-1)</i>		NEVADA (1-1) <i>(Home: 1-0, Away: 0-1)</i>		Jan. 7, 1976	L 59-60 (H)
		Nov. 20, 2004	L 59-69 (A)	Nov. 20, 2004	L 59-69 (A)	Feb. 21, 1976	L 55-81 (A)
		Nov. 24, 2006	W 80-60 (H)	Nov. 24, 2006	W 80-60 (H)	Jan. 10, 1977	W 58-57 (A)
		UNLV (0-5) <i>(Home: 0-3, Away: 0-2)</i>		UNLV (0-5) <i>(Home: 0-3, Away: 0-2)</i>		Feb. 12, 1977	L 52-55 (H)
		Jan. 9, 1976	L 48-121 (H)	Jan. 9, 1976	L 48-121 (H)	Nov. 22, 1977	W 62-53 (H)
		Jan. 13, 1978	L 36-103 (A)	Jan. 13, 1978	L 36-103 (A)	Nov. 29, 1977	W 67-56 (N)
		Jan. 12, 1984	L 41-67 (A)	Jan. 12, 1984	L 41-67 (A)	Jan. 27, 1978	L 53-59 (A)
		Dec. 29, 1984	L 60-77 (H)	Dec. 29, 1984	L 60-77 (H)		
		Mar. 18, 1989	L 74-84 (H)	Mar. 18, 1989	L 74-84 (H)		



ALL-TIME OPPONENT SERIES HISTORY



	CU Ranking	Opp. Ranking		CU Ranking	Opp. Ranking
Dec. 1, 1978	W	87-68 (A)	Mar. 2, 1996	W	76-60 (N) 20/19
Feb. 1, 1979	W	87-62 (H)	Feb. 12, 1997	W	61-42 (H)
Nov. 26, 1985	W	91-50 (H)	Jan. 28, 1998	L	58-61 (A)
Dec. 29, 2004	W	77-58 (H)	Mar. 3, 1998	W	71-66 (N)
Feb. 13, 2006	W	92-65 (H)	Jan. 9, 1999	W	63-62 (H)
Nov. 28, 2007	W	69-60 (H)	Jan. 22, 2000	L	73-76 (A) 25/NR
NORTHERN ILLINOIS (1-0)					
<i>(Neutral: 1-0)</i>					
Dec. 2, 1994	W	78-49 (N) 10/10	Jan. 3, 2001	L	69-89 (H) 19/16
NORTHERN IOWA (0-1)					
<i>(Home: 0-1)</i>					
Nov. 25, 2005	L	65-74 (H) *	Mar. 8, 2001	L	93-102 (N) 20/21 7/7
NORTHERN STATE (1-0)					
<i>(Neutral: 1-0)</i>					
Dec. 29, 1977	W	99-73 (N)	Jan. 2, 2002	L	67-78 (A) 18/14 3/3
NORTHWESTERN (LA.) STATE (1-0)					
<i>(Neutral: 1-0)</i>					
Dec. 29, 1995	W	71-62 (N) 10/6	Mar. 25, 2002	L	60-94 (N) 12/12 2/2
NOTRE DAME (3-0)					
<i>(Home: 1-0, Neutral: 2-0)</i>					
Dec. 6, 1986	W	76-53 (N)	Feb. 16, 2003	W	61-57 (H)
Dec. 27, 1994	W	91-70 (N) 9/8	Mar. 12, 2003	W	73-68 (N)
Nov. 15, 2003	W	67-63 (H) * 20/20 15/16	Feb. 18, 2004	L	58-78 (A) 13/13 24/22
OAKLAND (1-0)					
<i>(Neutral: 1-0)</i>					
Dec. 30, 2000	W	74-60 (N)	Mar. 10, 2004	L	56-63 (N) 13/13 19/19
OHIO STATE (0-3)					
<i>(Home: 0-1, Away: 0-1, Neutral: 0-1)</i>					
Jan. 2, 1980	L	74-75 (A)	Feb. 16, 2005	L	61-77 (H)
Dec. 5, 1986	L	64-87 (N) 15/14	Jan. 7, 2006	L	61-84 (A) 18/16
Dec. 28, 1988	L	67-72 (H)	Jan. 20, 2007	L	67-82 (H) 7/6
OKLAHOMA (33-22)					
<i>(Home: 16-6, Away: 10-13, Neutral: 7-3)</i>					
Dec. 7, 1978	L	66-68 (A)	Feb. 9, 2008	L	66-82 (A) 10/10
Jan. 19, 1979	W	78-62 (N)	Jan. 21, 2009	L	58-72 (H) 3/2
Dec. 3, 1979	W	90-77 (H)	Feb. 13, 2010	L	55-65 (A) 12/12
Jan. 14, 1982	W	71-61 (N) 15	OKLAHOMA CITY (1-0)		
Jan. 29, 1983	L	79-90 (A)	<i>(Neutral: 1-0)</i>		
Feb. 26, 1983	W	89-82 (H)	Jan. 9, 1982	W	68-41 (N) 13
Mar. 10, 1983	W	78-70 (A)	OKLAHOMA STATE (26-24)		
Jan. 18, 1984	W	66-62 (H)	<i>(Home: 12-10, Away: 8-12, Neutral: 6-2)</i>		
Feb. 18, 1984	L	78-88 (A)	Jan. 21, 1977	W	85-75 (H)
Jan. 29, 1985	L	65-73 (H) 19	Jan. 7, 1978	L	69-75 (N)
Feb. 20, 1985	L	58-80 (A) NR/21	Jan. 20, 1979	L	49-64 (N)
Jan. 15, 1986	W	91-84 (H) 11/12	Jan. 16, 1981	W	80-49 (N)
Feb. 15, 1986	L	69-82 (A) 17/17	Jan. 28, 1983	W	73-55 (A)
Jan. 27, 1987	W	94-80 (H) NR/23	Feb. 5, 1983	W	76-56 (H)
Feb. 18, 1987	W	74-73 (A)	Jan. 21, 1984	L	63-72 (A)
Jan. 13, 1988	L	78-82 (H)	Feb. 11, 1984	L	76-77 (H)
Feb. 27, 1988	W	91-88 (A) *	Jan. 16, 1985	L	71-76 (A)
Jan. 27, 1989	W	73-70 (A) 18/21	Feb. 16, 1985	L	74-84 (H)
Feb. 18, 1989	W	87-76 (H) 15/15	Jan. 25, 1986	L	68-76 (H)
Mar. 4, 1989	W	80-61 (N) 10/12	Feb. 22, 1986	W	68-62 (A)
Jan. 10, 1990	W	56-48 (A)	Jan. 10, 1987	L	81-83 (H)
Feb. 18, 1990	W	86-49 (H)	Feb. 4, 1987	L	78-81 (A)
Jan. 16, 1991	W	68-51 (A)	Jan. 16, 1988	L	63-75 (A)
Feb. 3, 1991	W	76-55 (H)	Feb. 13, 1988	W	78-64 (H)
Mar. 2, 1991	W	80-75 (N)	Mar. 3, 1988	W	79-68 (N)
Feb. 1, 1992	W	63-55 (A)	Feb. 1, 1989	W	85-58 (H) 16/18
Feb. 22, 1992	W	86-63 (H)	Feb. 11, 1989	W	76-59 (A) 15/15
Jan. 29, 1993	W	80-49 (H) 7/7	Mar. 6, 1989	W	98-92 (N) ** 9/12
Feb. 28, 1993	L	69-74 (A) 4/4	Jan. 28, 1990	L	55-63 (A)
Jan. 28, 1994	W	79-74 (A) 3/4	Feb. 25, 1990	W	84-65 (H)
Feb. 27, 1994	W	89-79 (H) 3/3	Jan. 30, 1991	L	72-90 (A)
Jan. 8, 1995	W	83-59 (H) 7/6	Feb. 23, 1991	W	65-63 (H) 25/24
Feb. 3, 1995	W	69-64 (A) 4/4 25/NR	Jan. 22, 1992	L	70-82 (H)
Jan. 28, 1996	W	68-53 (A) 16/11	Feb. 15, 1992	W	61-54 (A)
Feb. 23, 1996	W	83-68 (H) 20/18	Jan. 31, 1993	W	78-76 (H) 7/7 21/19
			Feb. 26, 1993	W	49-48 (N) 4/4
			Jan. 30, 1994	L	73-75 (A) * 3/4
			Feb. 25, 1994	W	69-59 (H) 3/3
			Jan. 6, 1995	W	71-52 (H) 7/6
			Feb. 5, 1995	W	69-52 (A) 4/4
			Mar. 5, 1995	W	76-58 (N) 3/3
			Jan. 26, 1996	L	46-50 (A) 16/11 24/22
			Feb. 25, 1996	L	49-69 (H) 20/18
			Mar. 3, 1996	W	69-59 (N) 20/19
			Jan. 15, 1997	L	60-68 (A)
			Feb. 14, 1998	L	67-72 (H)
			Jan. 28, 1999	W	62-58 (A)
			Jan. 29, 2000	L	72-75 (H)
			Jan. 10, 2001	W	65-49 (A)
			Jan. 12, 2002	W	79-57 (H) 21/19
			Jan. 22, 2003	W	64-50 (A)
			Feb. 21, 2004	W	72-57 (H) 13/13
			Jan. 22, 2005	L	70-76 (A) *
			Feb. 26, 2006	W	73-62 (H)



Jan. 24, 2007	L	58-61 (A)
Feb. 2, 2008	L	72-81 (H) 21/18
Jan. 14, 2009	L	43-79 (A) 22/22
Jan. 24, 2010	L	63-74 (H) 12/17
OLD DOMINION (1-1)		
<i>(Home: 1-0, Neutral: 0-1)</i>		
Dec. 30, 1995	L	65-77 (N) 10/6 19/20
Nov. 14, 2003	W	84-67 (H) 20/20
ORAL ROBERTS (1-0)		
<i>(Home: 1-0)</i>		
Nov 9, 2001	W	78-49 (H) 12/13
OREGON (3-8)		
<i>(Home: 1-3, Away: 0-3, Neutral: 2-2)</i>		
Mar. 18, 1981	L	67-74 (A) 17 14
Dec. 5, 1981	W	69-68 (N) 13
Dec. 19, 1982	L	58-73 (N)
Dec. 3, 1983	L	71-82 (H)
Dec. 28, 1986	L	75-81 (A)
Dec. 2, 1988	W	62-51 (N)
Mar. 19, 1994	W	92-71 (H) 2/3
Nov. 24, 1998	L	63-75 (H)
Dec. 4, 1999	L	58-90 (A) 16/13
Dec. 30, 2005	L	64-72 (H)
Dec. 9, 2006	L	60-70 (N)
OREGON STATE (2-0)		
<i>(Home: 2-0)</i>		
Dec. 7, 1987	W	82-60 (H)
Dec. 19, 1999	W	68-60 (H)

PACIFIC (2-0)		
<i>(Home: 1-0, Away: 1-0)</i>		
Dec. 18, 2004	W	45-42 (A)
Dec. 8, 2005	W	84-57 (H)
PACIFIC CHRISTIAN (1-0)		
<i>(Home: 1-0)</i>		
Nov. 18, 1981	W	108-43 (H)
PENN (2-0)		
<i>(Home: 2-0)</i>		
Jan. 3, 1987	W	84-38 (H)
Nov. 26, 2004	W	69-49 (H)
PENN STATE (0-2)		
<i>(Away: 0-1, Neutral: 0-1)</i>		
Jan. 12, 1980	L	72-75 (A)
Dec. 2, 1995	L	57-76 (N) 8/8 12/12
PEPPERDINE (3-0)		
<i>(Home: 1-0, Away: 1-0; Neutral 1-0)</i>		
Jan. 6, 1981	W	71-67 (A) 18
Jan. 4, 2008	W	65-53 (H) 23/RV
Jan. 3, 2009	W	63-55 (N)
PERU STATE (1-0)		
<i>(Neutral: 1-0)</i>		
Dec. 28, 1977	W	88-35 (N)
PHILLIPS (0-1)		
<i>(Neutral: 0-1)</i>		
Dec. 4, 1977	L	73-76 (N)



ALL-TIME OPPONENT SERIES HISTORY



PORTLAND STATE (0-1)

(Away: 0-1)
Dec. 20, 1982 L 55-57 (A)

PROVIDENCE (1-1)

(Home: 1-0, Away: 0-1)
Nov. 25, 1989 W 78-70 (H)
Dec. 2, 1990 L 90-91 (A)

PUERTO RICO-MAYAGUEZ (1-0)

(Neutral: 1-0)
Dec. 20, 2005 W 90-42 (N)

PURDUE (2-0)

(Home: 1-0, Neutral: 1-0)
Dec. 3, 1987 W 79-55 (H)
Dec. 3, 1995 W 79-64 (N) 8/8 7/5

REDLANDS (1-0)

(Away: 1-0)
Jan. 14, 1978 W 107-49 (A)

RICE (3-0)

(Home: 3-0)
Nov. 30, 1997 W 53-49 (H) 16/17
Nov. 22, 2002 W 85-66 (H)
Nov. 24, 2007 W 72-55 (H)

RUTGERS (1-0)

(Away: 1-0)
Dec. 28, 1993 W 79-47 (A) 5/6

ST. FRANCIS (IND.) (1-0)

(Home: 1-0)
Jan. 3, 1981 W 94-54 (H) 19

ST. FRANCIS (PA.) (1-0)

(Home: 1-0)
Nov. 28, 1994 W 114-52 (H) 11/10

ST. JOHN'S (1-0)

(Neutral: 1-0)
Nov. 28, 1987 W 79-62 (N)

ST. JOSEPH'S (1-0)

(Away: 1-0)
Jan. 9, 1980 W 77-67 (A)

SAINT LOUIS (1-0)

(Home: 1-0)
Dec. 22, 2008 W 76-63 (H)

ST. MARY'S (3-0)

(Home: 2-0, Away: 1-0)
Nov. 18, 1976 W 80-56 (H)
Nov. 26, 1977 W 71-62 (H)
Dec. 3, 1977 W(ot) 79-76 (A)

SAM HOUSTON STATE (1-0)

(Home: 1-0)
Dec. 14, 2000 W 99-60 (H)

SAN DIEGO (3-0)

(Home: 2-0, Away: 1-0)
Jan. 6, 1990 W 78-46 (H)
Dec. 28, 1990 W 77-75 (A)
Nov. 20, 2001 W 83-44 (H) 14/12

SAN DIEGO STATE (1-1)

(Home: 1-0, Away: 0-1)
Jan. 9, 1981 L 55-71 (A) 18
Nov. 26, 1994 W 51-70 (H) 11/10

SAN FRANCISCO (3-2)

(Home: 1-1, Away: 2-1)
Jan. 5, 1985 L 65-75 (A)
Dec. 10, 1995 W 66-56 (A) 8/6
Dec. 11, 1996 L 51-52 (H) 21/20
Nov. 10, 2006 W 62-56 (H)

Nov. 16, 2007 W 66-48 (A)

SAN JOSE STATE (1-0)

(Home: 1-0)
Dec. 22, 2009 W 86-50 (H)

SANTA CLARA (1-0)

(Neutral: 1-0)
Dec. 19, 1987 W 60-49 (N)

SETON HALL (1-1)

(Home: 1-0, Away: 0-1)
Dec. 9, 2008 L 40-77 (A)
Dec. 6, 2009 W 80-54 (H)

SIENA (1-1)

(Home: 0-1, Neutral: 1-0)
Mar. 17, 2001 W 98-78 (N) 20/21
Nov. 23, 2007 L 73-84 (H)

SIMPSON (1-0)

(Neutral: 1-0)
Nov. 27, 1976 W 73-68 (N)

SOUTH DAKOTA STATE (1-1)

(Home: 1-0, Away: 0-1)
Dec. 28, 2005 W 64-50 (H)
Dec. 13, 2006 L 58-80 (A)

SOUTH FLORIDA (0-1)

(Neutral: 0-1)
Dec. 21, 2005 L 59-72 (N)

SOUTHERN (1-0)

(Home: 1-0)
Mar. 15, 2002 W 88-61 (H) 12/12

SOUTHERN CALIFORNIA (2-2)

(Home: 1-1, Away: 1-1)
Dec. 21, 2002 W 93-86 (H)
Dec. 20, 2003 W 69-67 (A) 14/13
Dec. 2, 2006 L 57-76 (H)
Nov. 18, 2007 L 57-70 (A)

SOUTHERN ILLINOIS (3-1)

(Home: 2-1, Away: 1-0)
Mar. 18, 1992 L 80-84 (H) *
Dec. 5, 1992 W 64-52 (H)
Dec. 21, 1997 W 62-57 (A) 21/21
Dec. 20, 1998 W 79-51 (H)

SOUTHERN UTAH (2-0)

(Home: 2-0)
Dec. 28, 2007 W 81-38 (H) 25/RV
Dec. 18, 2009 W 88-36 (H)

SMU (1-0)

(Home: 1-0)
Nov. 30, 1996 W 74-56 (H) 18/13

SOUTHWEST LOUISIANA (1-0)

(Neutral: 1-0)
Dec. 5, 1993 W 73-50 (N) 11/12

SOUTHWEST TEXAS STATE (1-1)

(Home: 1-0, Away: 0-1)
Dec. 5, 1991 L 59-64 (A)
Dec. 19, 1992 W 78-57 (H) 13/13

SPORTSMEN OF IOWA (1-0)

(Neutral: 1-0)
Nov. 26, 1976 W 73-58 (N)

STANFORD (4-5)

(Home: 2-1, Away: 0-4, Neutral: 2-0)
Dec. 9, 1988 L 75-106 (A) 5/9
Dec. 6, 1990 W 71-66 (H) 7/7
Mar. 25, 1993 W 80-67 (N) 9/9 6/5
Mar. 24, 1994 L 62-78 (A) 2/3 11/10
Dec. 28, 1996 L 48-64 (H) 3/2

Dec. 28, 1997 L 73-87 (A) 18/20 17/17

Dec. 28, 1998 W 75-64 (H)
Jan. 2, 2000 L 48-83 (A)
Mar. 23, 2002 W 62-59 (N) 12/12 5/5

STEPHEN F. AUSTIN (3-0)

(Home: 2-0, Away: 1-0)
Dec. 4, 1993 W 81-62 (A) 11/12 16/15
Nov. 25, 1994 W 72-48 (H) 11/10
Mar. 16, 1997 W 66-57 (H) 18/21 19/17

SYRACUSE (2-1)

(Home: 1-0, Away: 1-0, Neutral: 0-1)
Dec. 3, 1989 L 58-61 (N)
Dec. 31, 2002 W 75-72 (A) * 25/25
Dec. 30, 2003 W 80-45 (H) 13/13

TEMPLE (1-0)

(Neutral: 1-0)
Jan. 2, 1993 W 64-35 (N) 10/10

TEMPLE JUNIOR COLLEGE (0-1)

(Home: 0-1)
Nov. 20, 1976 L 71-76 (H)

TENNESSEE (1-3)

(Home: 1-1, Away: 0-1, Neutral: 0-1)
Dec. 8, 1981 W 78-60 (H)
Dec. 20, 1993 L 82-86 (A) * 7/7 1/1
Dec. 17, 1994 L 72-78 (H) 8/8 1/1
Mar. 22, 1997 L 67-75 (N) 18/21 10/11

TEXAS (4-15)

(Home: 2-6, Away: 1-7, Neutral: 1-2)
Jan. 7, 1982 L 52-75 (N) 13 12
Dec. 28, 1989 L 67-90 (A) 5/5
Dec. 9, 1990 L 64-93 (H) 20/20
Feb. 26, 1997 W 60-56 (A) 11/12
Mar. 6, 1997 W 64-50 (N) 12/13
Feb. 28, 1998 L 71-75 (H)
Jan. 2, 1999 L 65-83 (A)
Feb. 19, 2000 W 79-75 (H)
Jan. 31, 2001 L 62-65 (A) 23 21/20
Jan. 6, 2002 L 68-70 (H) 16/14 21/20
Feb. 19, 2003 L 55-75 (A) 10/11
Mar. 13, 2003 L 47-62 (N) 5/7
Feb. 14, 2004 L 45-51 (H) 12/12 1/2
Feb. 23, 2005 L 40-83 (A) 13/13
Feb. 4, 2006 L 64-69 (H)
Jan. 13, 2007 L 49-68 (A) 23/RV
Feb. 16, 2008 W 67-52 (H)
Jan. 17, 2009 L 32-62 (A) 16/17
Feb. 10, 2010 L 50-74 (H) 14/19

TEXAS A&M (10-8)

(Home: 6-3, Away: 4-4, Neutral: 0-1)
Jan. 6, 1992 L 60-69 (A)
Dec. 31, 1992 W 92-51 (H) 10/10
Nov. 19, 1995 W 74-68 (H) 14/11
Feb. 8, 1997 W 69-40 (A)
Jan. 24, 1998 W 72-64 (H)
Feb. 27, 1999 W 71-69 (A) *
Jan. 18, 2000 W 62-47 (H)
Feb. 17, 2001 W 67-54 (A) 19/21
Jan. 19, 2002 W 88-70 (H) 22/19
Feb. 8, 2003 W 55-49 (A)
Jan. 21, 2004 W 70-58 (H) 14/14
Feb. 5, 2005 L 62-72 (A)
Jan. 24, 2006 L 46-55 (H) RV
Jan. 18, 2007 L 58-74 (A) 17/18
Mar. 7, 2007 L 45-62 (N) 13/13
Jan. 16, 2008 L 68-72 (H) 23/RV 19/16
Feb. 14, 2009 L 50-79 (A) 12/8
Feb. 27, 2010 L 61-95 (H) 12/15

ALL-TIME OPPONENT SERIES HISTORY



CU Ranking	Opp. Ranking	CU Ranking	Opp. Ranking	CU Ranking	Opp. Ranking	CU Ranking	Opp. Ranking
TEXAS CHRISTIAN (3-0) (Home: 2-0, Away: 1-0)		Mar. 1, 1980 W 109-89 (H)		Dec. 4, 1982 W 89-77 (H)		Dec. 20, 1978 W 83-66 (A)	
Dec. 7, 1993 W 101-56 (A) 9/10		Jan. 28, 1981 W 103-40 (H)		Dec. 19, 1983 L 79-81 (A)		Jan. 15, 1979 W 84-60 (H)	
Nov. 28, 1995 W 96-48 (H) 8/8		Feb. 20, 1981 W 91-76 (A)		Nov. 26, 1993 W 84-53 (H) 12/13		Dec. 1, 1979 W 90-82 (H)	
Mar. 30, 2008 W 96-90 (H) *		Jan. 21, 1982 W 83-74 (A) * 16		WESTERN ILLINOIS (1-0) (Home: 1-0)		Nov. 26, 1980 W 86-59 (H)	
UTEP (5-0) (Home: 3-0, Away: 2-0)		Feb. 10, 1982 W 70-53 (H)		Dec. 23, 1986 W 100-27 (H)		Feb. 23, 1981 W 90-64 (A)	
Feb. 6, 1976 W 67-39 (H)		Nov. 26, 1982 W 61-46 (H)		Nov. 26, 2005 W 73-56 (H)		Nov. 30, 1981 W 82-66 (A)	
Feb. 25, 1977 W 71-68 (A)		Jan. 11, 1983 W 92-57 (H)		WESTERN KENTUCKY (1-0) (Neutral: 1-0)		Feb. 17, 1982 W 69-47 (H)	
Feb. 3, 1978 W 58-50 (A)		Jan. 6, 1986 W 86-63 (A)		Dec. 27, 1991 W 71-68 (N) * 11/12		Jan. 8, 1983 W 67-63 (A)	
Feb. 10, 1979 W 109-42 (H)		Dec. 13, 1986 W 100-27 (H)		WESTERN MICHIGAN (1-0) (Home: 1-0)		Jan. 24, 1983 W 78-52 (H)	
Nov. 19, 1982 W 76-45 (H)		Nov. 26, 2005 W 73-56 (H)		Nov. 27, 1999 W 79-62 (H)		Dec. 1, 1983 W 57-56 (A)	
TEXAS SOUTHERN (1-0) (Home: 1-0)		VANDERBILT (1-4) (Home: 0-2, Away: 1-2)		WICHITA STATE (2-0) (Home: 1-0, Away: 1-0)		Jan. 5, 1984 W 73-55 (H)	
Dec. 14, 2007 W 64-29 (H)		Nov. 30, 1991 L 69-79 (H) 6/9		Nov. 27, 1990 W 89-52 (A)		Dec. 10, 1984 W 92-58 (H)	
TEXAS TECH (5-16) (Home: 2-6, Away: 1-7, Neutral: 2-3)		Mar. 19, 2001 L 59-65 (A) 20/21 10/11		Nov. 22, 1991 W 82-55 (H)		Dec. 3, 1985 W 65-60 (A)	
Dec. 5, 1980 W 67-56 (N)		Nov. 15, 2001 L 51-72 (A) 12/12 3/3		WINNIPEG (1-0) (Home: 1-0)		Dec. 2, 1986 W 80-57 (H)	
Dec. 1, 1984 L 56-79 (H)		Nov. 12, 2006 L 76-81 (H) 16/15		Dec. 8, 1980 W 86-39 (H)		Dec. 1, 1987 W 76-60 (A)	
Nov. 29, 1985 L 58-69 (A)		Dec. 9, 2007 W 62-51 (A) 20/17		WISCONSIN (0-1) (Neutral: 0-1)		Dec. 6, 1988 W 82-57 (H) 20/25	
Mar. 27, 1993 L 54-79 (N) 9/9 5/6		VERMONT (1-0) (Home: 1-0)		Mar. 21, 1982 L 59-60 (N)		Dec. 13, 1989 L 63-67 (A)	
Jan. 11, 1997 W 63-49 (H) 7/7		Nov. 24, 1995 W 73-68 (H) 11/11		WRIGHT STATE (1-0) (Home: 1-0)		Dec. 12, 1990 W 76-46 (H)	
Jan. 17, 1998 L 40-80 (A) 5/6		VILLANOVA (1-3) (Home: 1-1, Away: 0-1, Neutral: 0-1)		Nov. 26, 1999 W 76-49 (H)		Dec. 11, 1991 W 68-66 (A)	
Mar. 4, 1998 L 49-80 (N) 5/5		Jan. 10, 1980 L 58-61 (A)		WYOMING (33-9) (Home: 20-2, Away: 13-7)		Dec. 29, 1992 W 72-56 (H) 10/10	
Feb. 24, 1999 L 71-83 (H) 11/7		Nov. 30, 2002 L 54-59 (H)		Feb. 28, 1975 L 45-60 (A)		Dec. 7, 1994 W 78-59 (A) 10/8	
Jan. 12, 2000 L 50-75 (A) 15/14		Mar. 29, 2003 L 51-53 (N) 11/12		Dec. 4, 1975 L 57-59 (A)		Dec. 7, 1995 W 70-48 (H) 8/6	
Mar. 8, 2000 L 60-76 (N) 7/7		Mar. 27, 2008 W 64-58 (H)		Feb. 20, 1976 L 45-52 (H)		Dec. 4, 1996 W 58-44 (A) 17/13	
Feb. 21, 2001 L 61-68 (H) 16/20 15/13		VIRGINIA (0-3) (Home: 0-1, Away: 0-2)		Nov. 19, 1976 W 57-56 (H)		Dec. 10, 1997 W 79-57 (H) 21/21	
Feb. 3, 2002 W 74-69 (A) * 17/17 13/16		Jan. 7, 1980 L 63-65 (A)		Jan. 7, 1977 W 61-41 (H)		Dec. 9, 1998 W 70-50 (A)	
Jan. 26, 2003 L 58-80 (H) 7/7		Nov. 24, 2008 L 43-77 (A) 16/15		Dec. 12, 2001 W 78-70 (A)		Dec. 8, 1999 W 78-59 (H)	
Feb. 28, 2004 L 51-60 (A) 14/13 8/9		Jan. 2, 2010 L 59-74 (H) 23/21		Nov. 29, 2000 W 81-70 (A)		Nov. 29, 2000 W 78-70 (A)	
Jan. 15, 2005 L 41-87 (H) 13/13		WASHINGTON (6-2) (Home: 3-1, Away: 2-1, Neutral: 1-0)		Dec. 12, 2001 W 81-57 (H) 13/12		Dec. 4, 2002 W 73-62 (A)	
Feb. 11, 2006 L 56-76 (A)		Dec. 21, 1982 W 67-65 (H) 15		Dec. 4, 2002 W 73-62 (A)		Dec. 28, 2003 W 71-39 (H) 13/13	
Feb. 3, 2007 W 70-67 (H)		Nov. 24, 1990 L 60-87 (H) 14/15		Dec. 1, 2004 L 67-72 (A)		Dec. 1, 2004 L 67-72 (A)	
Mar. 6, 2007 W 71-67 (N)		Dec. 28, 1991 L 53-58 (A) 15/15		Nov. 21, 2005 L 50-66 (H)		Nov. 21, 2005 L 50-66 (H)	
Jan. 26, 2008 L 44-62 (A)		Nov. 27, 1993 W 76-65 (H) 12/13		Nov. 21, 2006 L 49-68 (A)		Nov. 21, 2006 L 49-68 (A)	
Jan. 28, 2009 L 60-66 (H)		Dec. 28, 1994 W 55-51 (A) 9/8 13/11		Dec. 5, 2007 W 69-55 (H) 21/22		Dec. 5, 2007 W 69-55 (H) 21/22	
Jan. 12, 2010 L 74-61 (A)		Dec. 1, 1995 W 64-53 (N) 8/8		YALE (1-0) (Home: 1-0)		Dec. 5, 2007 W 69-55 (H) 21/22	
TULANE (1-1) (Home: 1-0, Neutral: 0-1)		Dec. 9, 2003 W 78-64 (H) 17/14		Jan. 4, 2009 W 78-71 (H)		Dec. 5, 2007 W 69-55 (H) 21/22	
Mar. 15, 1996 W 83-75 (H) 19/17		Dec. 21, 2004 W 76-74 (A) *		Key: *OT; **2OT		Dec. 5, 2007 W 69-55 (H) 21/22	
Dec. 6, 1997 L 62-63 (N) 16/17 22/22		WASHINGTON STATE (1-1) (Home: 1-0, Away: 0-1)				Dec. 5, 2007 W 69-55 (H) 21/22	
UTAH (6-10) (Home: 4-2, Away: 0-7, Neutral: 2-1)		Jan. 8, 1985 W 84-70 (H)				Dec. 5, 2007 W 69-55 (H) 21/22	
Feb. 14, 1975 L 48-68 (A)		Dec. 5, 1998 L 76-81 (A)				Dec. 5, 2007 W 69-55 (H) 21/22	
Feb. 5, 1976 L 55-61 (H)		WAYLAND BAPTIST (0-2) (Home: 0-1, Away: 0-1)				Dec. 5, 2007 W 69-55 (H) 21/22	
Jan. 28, 1977 L 39-62 (A)		Jan. 25, 1980 L 68-76 (H)				Dec. 5, 2007 W 69-55 (H) 21/22	
Feb. 25, 1978 L 70-81 (H)		Nov. 14, 1981 L 56-70 (A)				Dec. 5, 2007 W 69-55 (H) 21/22	
Mar. 1, 1979 L 83-97 (A)		WAYNE STATE (1-0) (Neutral: 1-0)				Dec. 5, 2007 W 69-55 (H) 21/22	
Mar. 9, 1979 L 79-82 (N)		Dec. 30, 1977 W 57-47 (N)				Dec. 5, 2007 W 69-55 (H) 21/22	
Dec. 10, 1980 W 83-49 (H)		WEBER STATE (10-7) (Home: 8-2, Away: 1-4, Neutral: 1-1)				Dec. 5, 2007 W 69-55 (H) 21/22	
Feb. 13, 1981 L 75-84 (A)		Jan. 17, 1975 W 57-54 (H)				Dec. 5, 2007 W 69-55 (H) 21/22	
Mar. 7, 1981 W 75-61 (N)		Feb. 27, 1976 L 64-66 (H)				Dec. 5, 2007 W 69-55 (H) 21/22	
Nov. 28, 1981 W 77-63 (H)		Feb. 18, 1977 L 71-77 (H)				Dec. 5, 2007 W 69-55 (H) 21/22	
Jan. 23, 1982 L 62-65 (A) 16		Feb. 10, 1978 L 75-89 (A)				Dec. 5, 2007 W 69-55 (H) 21/22	
Dec. 5, 1983 L 60-88 (A)		Dec. 28, 1978 L 77-92 (N)				Dec. 5, 2007 W 69-55 (H) 21/22	
Jan. 7, 1989 W 79-61 (H)		Feb. 17, 1979 W 99-93 (H)				Dec. 5, 2007 W 69-55 (H) 21/22	
Dec. 7, 1991 W 69-45 (N)		Mar. 10, 1979 W 92-87 (N)				Dec. 5, 2007 W 69-55 (H) 21/22	
Jan. 4, 1990 L 46-58 (A)		Feb. 9, 1980 L 86-89 (A)				Dec. 5, 2007 W 69-55 (H) 21/22	
Nov. 17, 1995 W 63-61 (H) 14/11		Feb. 23, 1980 W 103-72 (H)				Dec. 5, 2007 W 69-55 (H) 21/22	
UTAH STATE (12-5) (Home: 8-3, Away: 4-2)		Feb. 14, 1981 W 81-75 (A)				Dec. 5, 2007 W 69-55 (H) 21/22	
Jan. 18, 1975 L 44-50 (H)		Feb. 25, 1981 W 93-59 (H)				Dec. 5, 2007 W 69-55 (H) 21/22	
Feb. 28, 1976 L 53-71 (H)		Jan. 30, 1982 W 86-77 (H)				Dec. 5, 2007 W 69-55 (H) 21/22	
Feb. 19, 1977 L 71-92 (H)		Feb. 9, 1982 L 78-80 (A)				Dec. 5, 2007 W 69-55 (H) 21/22	
Feb. 11, 1978 L 67-81 (A)		Mar. 14, 1982 W 71-64 (H)				Dec. 5, 2007 W 69-55 (H) 21/22	
Dec. 11, 1978 L 81-88 (A)						Dec. 5, 2007 W 69-55 (H) 21/22	
Feb. 16, 1979 W 101-96 (H)						Dec. 5, 2007 W 69-55 (H) 21/22	
Feb. 2, 1980 W 107-90 (A)						Dec. 5, 2007 W 69-55 (H) 21/22	





ALL-TIME SERIES STANDINGS

School	Colorado				Date	School	Colorado				Date	School	Colorado				Date
	Won	Lost	Last Meeting				Won	Lost	Last Meeting				Won	Lost	Last Meeting		
Adams State	2	0	W 106-54		11-23-85	Fresno State	0	1	L 69-70*		1-7-87	Northwestern (La.) St....	1	0	W 71-62		12-29-95
Air Force	3	0	W 80-47		12-5-01	George Washington	2	0	W 77-61		3-23-95	Notre Dame	3	0	W 67-63*		11-15-03
Albany	1	0	W 93-43		11-17-00	Georgia	0	1	L 79-82		3-25-95	Oakland.....	1	0	W 74-60		12-30-00
Alcorn State	1	0	W 62-45		12-8-96	Georgia Southern.....	1	0	W 62-50		11-27-09	Ohio State.....	0	3	L 67-72		12-28-88
American.....	1	0	W 90-70		12-4-98	Georgia Tech.....	0	1	L 56-76		11-21-84	Oklahoma City.....	1	0	W 68-41		1-9-82
Arizona	6	3	W 75-69*		11-24-91	Gonzaga	3	0	W 82-68		3-24-08	Old Dominion.....	1	1	W 84-67		11-14-03
Arizona State.....	9	0	W 103-63		12-9-87	Grambling State	1	0	W 92-43		12-30-09	Oral Roberts.....	1	0	W 78-49		11-9-01
Arkansas	2	1	W 73-71		11-21-95	Hartford	1	0	W 69-40		11-29-02	Oregon.....	3	8	L 60-70		12-9-06
Arkansas-Pine Bluff.....	1	0	W 73-39		12-2-08	Harvard.....	2	0	W 67-65		11-28-09	Oregon State.....	2	0	W 68-60		12-19-99
Auburn.....	0	1	L 68-61		3-17-96	Hawaii.....	2	0	W 67-55		1-4-09	Pacific	2	0	W 84-57		12-8-05
Boston University.....	1	0	W 94-56		12-1-90	Helping Hand.....	1	0	W 79-83		11-11-77	Pacific Christian	1	0	W 108-43		11-18-81
Bowling Green.....	2	0	W 96-44		11-23-01	Holy Cross	1	1	W 83-49		3-16-95	Penn.....	2	0	W 69-49		11-26-04
Brigham Young.....	8	7	W 84-45		3-22-03	Houston	1	1	W 88-58		11-24-01	Penn State	0	2	L 57-76		12-2-95
Buffalo.....	2	0	W 98-47		1-3-04	Howard	1	0	W 96-45		11-24-00	Pepperdine	3	0	W 63-55		1-3-09
Butler.....	1	0	W 86-57		11-25-00	Idaho.....	1	0	W 77-66		12-27-98	Peru State	1	0	W 88-35		12-28-77
California	4	0	W 74-63		11-29-03	Idaho State	7	1	W 73-57		12-30-08	Phillips	0	1	L 73-76		12-4-77
UCLA	2	2	W 79-48		12-8-01	Illinois.....	2	1	W 78-70		12-28-99	Portland State.....	0	1	L 55-57		12-20-83
UC-Irvine.....	3	0	W 61-56		11-15-09	Illinois-Chicago	1	0	W 63-49		11-20-09	Providence.....	1	1	L 90-91		12-2-90
UC Riverside	1	0	W 63-50		12-29-00	Illinois State.....	1	1	L 60-72		11-30-89	Puerto Rico-Mayaguez ...	1	0	W 90-42		12-20-05
UC Santa Barbara.....	1	3	L 49-76		3-20-04	Indiana	0	1	L 66-69		12-6-85	Purdue.....	2	0	W 79-64		12-3-95
Cal Poly-Pomona.....	0	1	L 68-74		12-18-87	Iowa.....	2	1	W 92-83		12-2-01	Redlands	1	0	W 107-49		1-14-78
Cal State Bakersfield.....	1	0	W 76-61		12-28-06	Jacksonville State.....	1	0	W 64-29		12-14-07	Rice.....	3	0	W 72-55		11-24-07
Cal State-Fullerton.....	4	1	L 77-89		12-7-06	Long Beach State	2	2	W 85-42		12-19-94	Rutgers	1	0	W 79-47		12-28-93
Cal State Northridge.....	1	0	W 80-64		11-19-06	Louisiana State	2	2	L 44-75		11-27-04	Saint Francis (Ind.).....	1	0	W 94-54		1-3-81
UCF	1	0	W 86-59		11-16-08	Louisiana Tech	1	3	L 61-65		11-25-95	Saint Francis (Pa.)	1	0	W 114-52		11-28-94
Central Michigan.....	2	0	W 71-49		11-29-97	Loyola Marymount	1	1	W 75-58		11-19-04	Saint John's.....	1	0	W 79-62		11-28-87
Charleston	1	0	W 81-66		12-20-85	Manhattan	1	0	W 73-61		1-2-05	Saint Joseph's.....	1	0	W 77-67		1-9-80
Charlotte.....	1	0	W 78-65		11-25-06	Marshall	1	0	W 69-49		3-13-97	Saint Louis	1	0	W 76-63		12-22-08
Colorado College.....	2	0	W 83-58		2-15-83	Marquette.....	1	1	L 72-86		4-2-08	Saint Mary's.....	3	0	W 79-76*		12-3-77
Colorado State	30	11	L 61-69		12-11-09	Massachusetts.....	0	1	L 62-70		11-28-08	Sam Houston State	1	0	W 99-60		12-24-00
Colo. Women's College...	3	0	W 89-67		12-16-81	Miami (Ohio)	1	0	W 82-68		11-28-98	San Diego.....	3	0	W 83-44		11-20-01
Creighton	1	2	L 72-77		12-3-05	Michigan	0	2	L 77-63		11-21-99	San Diego State.....	1	1	W 70-51		11-26-94
Dartmouth.....	1	0	W 57-43		12-21-07	Minnesota	1	4	L 78-87		11-22-09	San Francisco.....	3	2	W 66-48		11-16-07
Dayton	1	0	W 86-53		11-25-88	Mississippi State	1	0	W 95-59		12-4-92	San Jose State	1	0	W 86-50		12-22-09
Delaware	1	0	W 84-68		12-22-85	UMKC.....	3	0	W 71-49		12-20-08	Santa Clara	1	0	W 60-49		12-19-87
Delta State	1	0	W 83-65		1-30-81	Missouri State.....	2	0	W 78-34		3-18-95	Seton Hall	1	1	W 80-54		12-6-09
Denver	4	1	W 84-57		12-2-09	Montana.....	1	2	L 68-69		12-7-96	Siena	1	1	L 73-84		11-23-07
Detroit Mercy	1	0	W 86-43		11-24-02	Montana State.....	5	0	W 68-65		12-22-95	Simpson	1	0	W 73-68		11-27-76
Drake.....	0	1	L 66-82		3-14-99	Nevada.....	1	1	W 80-60		11-24-06	South Dakota State.....	1	1	L 58-80		12-13-06
Drexel.....	30	10	W 93-63		11-19-08	UNLV	0	5	L 74-84		3-18-89	South Florida	0	1	L 59-72		12-21-05
Duke.....	1	0	W 78-64		1-5-80	New Mexico	7	6	W 78-63		11-11-01	Southern	1	0	W 88-61		3-15-02
Eastern Illinois.....	1	0	W 78-72		3-16-88	New Mexico State	9	2	W 76-65		2-27-82	Southern California	2	2	L 57-70		11-18-07
Eastern Washington	2	0	W 52-48		11-19-86	New South Wales	0	1	L 55-103		12-10-76	Southern Illinois	3	1	W 79-51		12-20-98
Evansville	1	0	W 74-42		12-7-03	North Carolina.....	1	0	W 86-67		3-24-03	SMU	1	0	W 74-56		11-30-96
Flatorns.....	1	0	W 49-41		11-18-75	North Carolina State.....	1	0	W 67-72		2-1-97	Southern Utah.....	2	0	W 88-36		12-19-09
Florida	1	1	L 50-61		12-27-01	North Dakota State.....	1	0	W 87-69		12-30-78	Southwest Louisiana	1	0	W 73-50		12-5-93
Florida International.....	1	0	W 74-71		1-4-93	Northern Arizona	13	2	L 83-84*		12-19-05	Sportsmen of Iowa.....	1	0	W 73-58		11-26-76
Florida State	0	1	L 60-66		11-23-84	Northern Colorado.....	9	6	W 69-60		11-28-07	Stanford.....	4	5	W 62-59		3-23-02
Fordham.....	2	0	W 82-54		12-7-98	Northern Illinois.....	1	0	W 78-49		12-2-94	Stephen F. Austin	3	0	W 66-57		3-15-97
Fort Carson.....	1	0	W 134-33		12-16-80	Northern Iowa.....	0	1	L 65-74*		11-25-05	Syracuse.....	2	1	W 80-45		12-30-03
Fort Hays State	1	0	W 89-37		1-5-83	Northern State	1	0	W 99-73		12-29-77	Temple.....	1	0	W 64-35		1-2-93

ALL-TIME SERIES STANDINGS

School	Colorado		Last Meeting	Date
	Won	Lost		
Temple Junior College ...	0	1	L 71-76	11-20-76
Tennessee.....	1	3	L 67-75	3-22-97
Texas Christian	3	0	W 96-90*	3-30-08
UTEP.....	5	0	W 76-45	11-19-82
Texas Southern.....	1	0	W 64-29	12-14-07
Texas State	1	1	W 78-57	12-19-92
Tulane.....	1	1	L 62-63	12-6-97
Utah.....	6	10	W 63-61	11-17-95
Utah State.....	12	5	W 73-56	11-26-05
Vanderbilt.....	1	4	W 62-51	12-9-07
Vermont	1	0	W 73-68	11-24-95
Villanova	1	3	W 64-58	3-27-08
Virginia.....	0	3	L 59-74	1-2-10
Washington	6	2	W 76-74*	12-21-04
Washington State	1	1	L 76-81	12-5-98
Wayland Baptist	0	2	L 56-70	11-14-81
Wayne State.....	1	0	W 57-47	11-30-77
Weber State	10	7	W 84-53	11-26-93
Western Illinois.....	1	0	W 78-59	11-24-89
Western Kentucky	1	0	W 71-68*	12-27-91
Western Michigan	1	0	W 79-62	11-27-99
Wichita State.....	2	0	W 89-52	11-22-91
Winnipeg.....	1	0	W 86-39	12-8-80
Wisconsin	0	1	L 59-60	3-21-82
Wright State	1	0	W 76-49	11-26-99
Wyoming	33	9	W 69-55	12-5-08
Yale.....	1	0	W 78-71	1-4-10
Total Non-Conference ..	384	175	(.687)	

Big 12 Opponents	Won	Lost	Last Meeting	Date
Baylor	8	11	L 65-72	3-11-10
Iowa State	36	29	L 41-59	3-6-10
Kansas	33	32	L 72-79	2-16-10
Kansas State.....	33	33	L 70-72	3-3-10
Missouri	40	27	W 80-79	OT2-23-10
Nebraska	39	28	L 79-89	2-20-10
Oklahoma	33	22	L 55-65	2-13-10
Oklahoma State	26	24	L 63-74	11-24-10
Texas.....	4	15	L 50-74	2-10-10
Texas A&M	10	8	L 61-95	2-27-10
Texas Tech	5	16	L 74-61	1-12-10
Total Conference	267	245	(.521)	
Total Overall	651	420	(.608)	

*overtime game 2010-11 opponents in **boldface**.



ALL-TIME CONFERENCE RECORDS

AMERICA EAST

Albany	1-0
Boston	1-0
Vermont	1-0
Total.....	(100%) 3-0

ATLANTIC COAST

Duke	1-0
Florida State	0-1
Georgia Tech	0-1
North Carolina	1-0
North Carolina State	1-0
Virginia	0-3
Total.....	(37.5%) 3-5

ATLANTIC 10

Charlotte	1-0
Dayton	1-0
Fordham	2-0
George Washington	2-0
Massachusetts	0-1
Saint Louis.....	1-0
Saint Joseph's	1-0
Temple	1-0
Total	(90%) 9-1

BIG EAST

Marquette	1-1
Notre Dame	3-0
Providence	1-1
Rutgers	1-0
Saint John's	1-0
Seton Hall.....	1-1
South Florida.....	0-1
Syracuse	2-1
Villanova	1-4
Total.....	(55.0%) 11-9

BIG SKY

Eastern Washington.....	2-0
Idaho State.....	7-1
Montana	1-2
Montana State.....	5-0
Northern Arizona.....	13-2
Northern Colorado^	9-6
Portland State.....	0-1
Weber State.....	10-7
Total.....	(71.2%) 47-19

BIG 10

Illinois	2-1
Indiana	0-1
Iowa	2-1
Michigan	0-2
Minnesota.....	1-4
Ohio State	0-3
Penn State.....	0-2
Wisconsin	0-1
Total.....	(25.0%) 5-15

BIG 12

Baylor	8-11
Iowa State	36-29
Kansas	33-32
Kansas State.....	33-33
Missouri	40-27
Nebraska	39-28
Oklahoma	33-22
Oklahoma State.....	26-24
Texas	4-15
Texas A&M	10-8
Texas Tech.....	5-16
Total	(52.1%) 267-245

BIG WEST

UC-Irvine	3-0
UC-Santa Barbara	1-3
UC-Riverside	1-0
Cal State-Fullerton	4-1
Cal State Northridge	1-0
Long Beach State.....	2-2
Pacific.....	2-0
Total.....	(70.0%) 14-6

COLONIAL ATHLETIC ASSOCIATION

Delaware	1-0
Drexel	1-1
Old Dominion	1-1
Total.....	(60.0%) 3-2

CONFERENCE USA

UCF.....	1-0
Houston	1-1
Marshall	1-0
Rice	3-0
Tulane.....	1-1
Total.....	(77.8%) 7-2

HORIZON LEAGUE

Detroit	1-0
Illinois-Chicago	1-0
Wright State.....	1-0
Total.....	(100%) 3-0

INDEPENDENT

Cal State Bakersfield\$.....	1-0
Total.....	(100%) 1-0

IVY LEAGUE

Dartmouth	1-0
Harvard	2-0
Pennsylvania	2-0
Yale	1-0
Total.....	(100%) 6-0

METRO ATLANTIC ATHLETIC

Manhattan	1-0
Siena	1-1
Total.....	(66.7%) 2-1

MID-AMERICAN

Bowling Green	2-0
Buffalo	2-0
Central Michigan	2-0
Miami (Ohio).....	1-0
Northern Illinois.....	1-0
Western Michigan.....	1-0
Total.....	(100%) 9-0

MIDEASTERN ATHLETIC

Howard.....	1-0
Total.....	(100%) 1-0

MISSOURI VALLEY

Creighton.....	1-2
Drake	0-1
Evansville	1-0
Illinois State	1-1
Missouri State!	2-0
Northern Iowa	0-1
Southern Illinois.....	3-1
Wichita State	1-0
Total	(60%) 9-6

MOUNTAIN WEST

Air Force	3-0
Brigham Young	8-7
Colorado State	30-11

New Mexico.....	6-6
San Diego State.....	1-1
Nevada-Las Vegas.....	0-5
Texas Christian	3-0
Utah	6-10
Wyoming.....	33-9
Total.....	(64.7%) 90-49

NORTHEAST CONFERENCE

Saint Francis (Pa.)	1-0
Total.....	(100%) 1-0

OHIO VALLEY

Eastern Illinois.....	1-0
Jacksonville State	1-0
Total.....	(100%) 2-0

PACIFIC 10

Arizona	6-3
Arizona State	9-0
California.....	4-0
UCLA.....	2-2
Oregon	3-8
Oregon State.....	2-0
Southern Cal	2-2
Stanford	3-5
Washington.....	6-2
Washington State.....	1-1
Total.....	(59.3%) 35-24

PATRIOT LEAGUE

American	1-0
Holy Cross.....	1-1
Total.....	(66.7%) 2-1

SOUTHEASTERN

Arkansas.....	2-1
Auburn	0-1
Florida	1-1
Georgia	0-1
Louisiana State.....	2-2
Mississippi State.....	1-0
Tennessee	1-3
Vanderbilt.....	1-4
Total.....	(38.1%) 8-13

SOUTHERN

College of Charleston.....	1-0
Georgia Southern.....	1-0
Total.....	(100%) 2-0

SOUTHLAND

Northwestern State	1-0
Sam Houston State	1-0
Stephen F. Austin	3-0
Texas State	1-1
Total.....	(85.7%) 6-1

SOUTHWESTERN ATHLETIC

Alcorn State	1-0
Arkansas Pine Bluff	1-0
Grambling State	1-0
Southern	1-0
Texas Southern	1-0
Total.....	(100%) 5-0

SUMMIT LEAGUE

Missouri-Kansas City.....	3-0
North Dakota State%.....	1-0
Oakland	1-0
Oral Roberts	1-0
South Dakota State.....	1-1
Southern Utah	2-0
Western Illinois	1-0
Total.....	(90.9%) 10-1

SUN BELT

Denver	4-1
Florida International	1-0
Louisiana-Lafayette*	1-0
Western Kentucky.....	1-0
Total.....	(87.5%) 7-1

WEST COAST

Gonzaga	3-0
Loyola Marymount.....	1-1
Pepperdine.....	3-0
Saint Mary's.....	3-0
San Diego	3-0
San Francisco	3-2
Santa Clara	1-0
Total.....	(85.0%) 17-3

WESTERN ATHLETIC

Fresno State.....	0-1
Louisiana Tech.....	1-3
Hawaii	2-0
Idaho.....	1-0
Nevada.....	1-1
New Mexico State.....	10-2
San Jose State.....	1-0
Southern Methodist.....	1-0
Texas-El Paso.....	5-0
Utah State	11-5
Total.....	(73.3%) 33-12

NCAA DIVISION II

Adams State.....	2-0
Cal-Poly Pomona	0-1
Delta State	1-0
Fort Hays State.....	1-0
Northern State.....	1-0
Total.....	(83.3%) 5-1

NCAA DIVISION III

Colorado College	2-0
Redlands	1-0
Simpson	1-0
Total.....	(100%) 4-0

NAIA

St. Francis (Ind.).....	1-0
Wayland Baptist.....	0-2
Total	(33%) 1-3

JUNIOR COLLEGE

Temple Junior College.....	0-1
Total	(0%) 0-1

OTHERS

Colo. Women's College	3-0
Flatirons	1-0
Fort Carson	1-0
Helping Hand	1-0
New South Wales	0-1
Oklahoma City	1-0
Pacific Christian.....	1-0
Peru State.....	1-0
Phillips.....	0-1
Puerto Rico-Mayaguez.....	1-0
Sportsmen of Iowa	1-0
Wayne State	1-0
Winnipeg	1-0
Total.....	(86.7 %) 13-2

* Louisiana-Lafayette was formerly Southwest Louisiana in 1993.

! Missouri State was Southwest Missouri State until 2005.

% North Dakota State was a member of NCAA II at time of game

\$ Game played in first year of transition to NCAA I


^ Includes 6-6 record while UNC was a member of NCAA II




Jackie McFarland



Shelley Sheetz



Jamillah Lang



Erin Scholz



Lisa Van Goor



Bridget Turner

RECORDS



COLORADO INDIVIDUAL RECORDS

Games Played

Season—36, Diane Hiemstra, Gail Hook, Ann McKinley, Laurie Welch, Lisa Van Goor, 1981-82
 Career—132, Erin Scholz, 1993-97

Minutes Played

Game—48, Jackie McFarland and Susie Powers vs. Iowa State, Jan. 13, 2008; Tracy Tripp vs. Oklahoma State at Salina, Kan., Mar. 6, 1989
 Season—1,219, Jackie McFarland, 2007-08
 Career—4,249, Shelley Sheetz, 1991-95

Points Scored

Half—24, Susan Horner vs. Weber State at Tucson, Ariz., Mar. 10, 1979
 Game—38, Tracy Tripp at Oklahoma State, Feb. 4, 1987;
 Susan Horner vs. Weber State at Tucson, Ariz., Mar. 10, 1979
 Season—678, Lisa Van Goor, 1981-82
 Career—2,067, Lisa Van Goor, 1980-85

Scoring Average


Season—19.2, Jamillah Lang, 1993-94 (615 points in 32 games)
 Career—18.0, Lisa Van Goor, 1980-85 (2,067 points in 115 games)

Field Goals Made

Half—12, Jeannie Raikes vs. Temple Junior College, Nov. 20, 1976
 Game—17, Tracy Tripp at Oklahoma State, Feb. 4, 1987
 Season—281, Lisa Van Goor, 1981-82
 Career—862, Lisa Van Goor, 1980-85

Field Goals Attempted

Half—21, Tracy Tripp at Oklahoma State, Feb. 4, 1987
 Game—32, Tracy Tripp at Oklahoma State, Feb. 4, 1987
 Season—609, Lisa Van Goor, 1981-82
 Career—1,787, Lisa Van Goor, 1980-85



Susan Horner

Consecutive Field Goals Made

15—Sandy Bean, Feb. 20, 1981 (Utah State)-Feb. 23, 1981 (Wyoming)

Field Goal Percentage

Game (Min. 10 attempts, no misses)—1.000 (11-11), Tracy Tripp vs. Wyoming, Dec. 2, 1986
 Season (Min. 150 attempts)—.610 (177-290), Debbie Descano, 1980-81
 Career (Min. 300 attempts)—.600 (355-591), Debbie Descano, 1979-81

Three Point Field Goals Made


Half – 5, five times, last by Bianca Smith vs. Nebraska, Jan. 31, 2009
 Game – 7, seven times, last by Bianca Smith vs. Nebraska, Jan. 31, 2009
 Season—82, Bianca Smith, 2009-10
 Career—257, Bianca Smith, 2006-10

Three Point Field Goals Attempted

Half—9, four times, last by Bianca Smith vs. San Jose State, Dec. 22, 2009
 Game—17, Kate Fagan at Syracuse, Dec. 31, 2002
 Season—233, Bianca Smith, 2009-10
 Career—707, Bianca Smith, 2006-10

Three Point Field Goal Percentage

Game—1.000 (5-5), Jenny Roulier, vs. Missouri, Feb. 13, 2002
 Season—.488 (39-80), Sabrina Scott, 2002-03
 Career—.416 (175-394), Annan Wilson 1986-90



Shelley Sheetz

COLORADO INDIVIDUAL RECORDS**Free Throws Made**

Half—12 (of 13 in second half), Debbie Descano vs. Montana State, Feb. 20, 1980

Game—15 (of 16), Jackie McFarland vs. Villanova, Mar. 27, 2008

Season—203 (of 257), Jackie McFarland, 2007-08

Career—586 (of 758), Jackie McFarland, 2004-08

Free Throws Attempted

Half—13 (second), Debbie Descano vs. Montana State, Feb. 20, 1980

Game—18, LeaAnn Banks at Colorado State, Dec. 5, 1984

Season—257, Jackie McFarland, 2007-08

Career—758, Jackie McFarland, 2004-08

Consecutive Free Throws Made

44, Kate Fagan, Dec. 8, 2002 (Cal)-Mar. 22, 2003 (BYU)

Free Throw Percentage

Game (Min. 10 attempts, no miss)-1.000 (13-13), Gretchen DeWitte vs. Oklahoma, Jan. 27, 1987

Season (Min. 75 attempts)—.896 (103-115), Shelley Sheetz, 1994-95

Career (Min. 150 attempts)—.849 (425-501), Shelley Sheetz, 1991-95

Rebounds

Half—14, Margie Sampson vs. Northern Colorado, Dec. 1, 1978

Game—22, Lisa Van Goor vs. Weber State, Feb. 25, 1981

Season—365, Lisa Van Goor, 1981-82

Career—1,145, Lisa Van Goor, 1980-85

Rebound Average

Season—11.0, Lisa Van Goor, 1980-81 (363 rebounds in 33 games)

Career—10.0, Lisa Van Goor, 1980-85 (1,145 rebounds in 108 games)

Assists

Half—9 (first), Whitney Law vs. Cal State-Fullerton, Nov. 18, 2005

Game—15, Whitney Law vs. Cal State-Fullerton, Nov. 18, 2005

Season—177, Ann Troyan, 1979-80

Career—617, Bridget Turner, 1985-89

Steals

Half—6, Annan Wilson vs. Utah, Jan. 7, 1989

Game—10, Annan Wilson vs. Utah, Jan. 7, 1989

Season—120, Laurie Welch, 1981-82

Career—287, Shelley Sheetz, 1991-95

Blocked Shots

Half—7 (second), Britt Hartshorn vs. Nebraska, Jan. 23, 1999

Game—8, Jackie McFarland vs. South Dakota State, Dec. 28, 2005;

Britt Hartshorn vs. Nebraska, Jan. 23, 1999

Season—100, Lisa Van Goor, 1981-81

Career—289, Lisa Van Goor, 1980-85

Consecutive Starts

Career—112, Amy Mathern, Dec. 13, 1989 (Wyoming)-Mar. 27, 1993 (Texas Tech)



Annan Wilson



Jackie McFarland



COLORADO TEAM RECORDS

Games Played

Season—36, 1981-82
Season Low—14, 1975

Minutes Played

Game—50, 5 times, last vs. Iowa State, Jan. 13, 2008
Season—7,225 in 1981-82

Points Scored

Half—68 vs. Fort Carson (first), Dec. 16, 1980
Half Low—10 at Texas Tech, Jan. 17, 1998
Game—134 vs. Fort Carson, Dec. 16, 1980
Game Low—32 at Texas, Jan. 17, 2009
Season—2,793 in 1981-82
Season Low—569 in 1975

Scoring Average

Season—87.9, 1979-80 (2,549 pts. in 29 games)
Season Low—43.7, 1975 (569 pts. in 14 games)

Field Goals Made

Half—32 vs. Fort Carson (second), Dec. 16, 1980
Half Low—3 vs. Kansas State, Jan. 15, 1990
Game—63 vs. Fort Carson, Dec. 16, 1980
Game Low—11 vs. Baylor, Feb. 20, 1999
Season—1,166 in 1980-81
Season Low—628 in 1989-90

Field Goals Attempted

Half—57 vs. Pacific, Nov. 18, 1981
Half Low—17 at Wyoming, Nov. 21, 2006
Game—102 vs. Pacific Christian, Nov. 18, 1981
Game Low—37 vs. Texas A&M, Jan. 24, 2006
Season—2,371 in 1981-82
Season Low—1,549 in 2008-09

Field Goal Percentage

Half—.735 (25-34) vs. Brigham Young, Jan. 29, 1981
Half Low—(Min. 20 Attempts) .143 (5-35) at Texas, Feb. 23, 2005
Game—.677 (42-62) vs. Brigham Young, Jan. 29, 1982
Game Low—.232 (13-56) at Texas, Feb. 23, 2005
Season—.525 (1166-2223) in 1980-81
Season Low—.401 (640-1597) in 2004-05

Three-Pointers Made

Half—10 vs. Iowa State, Jan. 10, 2007
Game—16, vs. Buffalo, Jan. 3, 2004
Season—236 in 2007-08
Season Low—34 in 1987-88

Three-Pointers Attempted

Half—21, vs. Northern Colorado, Nov. 28, 2007; vs. Siena, Nov. 23, 2007
Game—37, vs. Buffalo, Jan. 3, 2004
Season—730 in 2007-08
Season Low—139 in 1987-88

Three-Point Field Goal Percentage

Game (min. 8 att.)—.800 (8-10) vs. BYU, Nov. 22, 1997
Game (no min.)—1.000 (4-4) vs. Vanderbilt, March 19, 2001
Season—.411 (58-141) in 1988-89
Season Low—.260 (44-169) in 1990-91

Free Throws Made

Half—28 vs. Purdue, Dec. 3, 1995
Game—43, vs. Florida, Dec. 22, 2000
Game Low—1, at Iowa State, Feb. 11, 1998
Season—594 in 1987-88
Season Low—107 in 1975

Free Throws Attempted

Half—35 vs. Purdue, Dec. 3, 1995
Game—49, vs. Florida, Dec. 22, 2000
Game Low—4, six times, last at Texas, Feb. 19, 2003
Season Low—210 in 1975
Season High—855 in 1981-82

Free Throw Percentage

Game—1.000 (19-19) vs. Nebraska, Feb. 7, 1987 (no miss)
Game—.878 (43-49) vs. Florida, Dec. 22, 2000 (40 or more made)
Game—.957 (22-23) vs. Iowa State, Feb. 14, 2001 (20 or more made)
Game Low—.143 (1-7) at Iowa State, Feb. 11, 1998

Season—.843 (396-470) in 1983-84
Season Low—.460 (201-437) in 1975-76

Rebounds

Half—41 vs. Pacific, Nov. 18, 1981
Half Low—7 at Kansas, Jan. 27, 2010 (1st)
Game—80 vs. Pacific Christian, Nov. 18, 1981
Game Low—19 (in two games), last vs. Holy Cross, Dec. 21, 1985
Season—1,773 in 1981-82
Season Low—956 in 2008-09
Rebounding Average
Season—51.1 (1,636 in 32 games) in 1977-78
Season Low—33.0 (956 in 29 games) in 2008-09

Assists (Since 1977-78)

Half—18 vs. Sam Houston State, Dec. 14, 2000
Half Low—0 at Texas Tech, Jan. 26, 2008; vs. Kansas, Feb. 3, 1996
Game—30 vs. Iowa State, Feb. 19, 1995; vs. TCU, Nov. 18, 1995
Game Low—3, at Texas Tech, Jan. 26, 2008
Season—721 in 1980-81
Season Low—337 in 2008-09

Steals (Since 1978-79)

Half—14 vs. Texas Christian, Nov. 28, 1995
Game—29 vs. Northern Colorado, Nov. 26, 1985
Game Low—0, vs. Iowa State, Jan. 21, 2006; vs. Texas A&M, Jan. 24, 2006
Season—462 in 1979-80
Season Low—165 in 2005-06

Blocked Shots

Half—9 vs. Sam Houston State, Dec. 14, 2000
Game—16 vs. Sam Houston State, Dec. 14, 2000
Game Low—0, many times, last vs. Texas A&M, Feb. 27, 2010
Season—185 in 2007-08
Season Low—41 in 1988-89

Turnovers (Since 1978-79)

Half Low—0 vs. Villanova, Mar. 27, 2008
Game—59 at Nevada-Las Vegas, Jan. 13, 1978
Game Low—3 vs. Villanova, Mar. 27, 2008
Season—731 in 1978-79
Season Low—452 in 1988-89

Personal Fouls

Half—22 at Texas, Dec. 28, 1989
Half Low—1 vs. Missouri, Feb. 26, 2000; vs. Southern Methodist, Nov. 30, 1996; vs. SW Louisiana, Dec. 5, 1993
Game—36 at Utah, Feb. 13, 1981
Game Low—7 vs. Seton Hall, Dec. 6, 2009; vs. Oklahoma, Jan. 8, 1995
Season—706 in 1978-79
Season Low—183 in 1974-75

Disqualifications

Game—4 at Oklahoma, Feb. 18, 1984
Season—32 in 1978-79
Season Low—4 in 2002-03 and 2003-04

Attendance

Game—11,199 vs. UNLV, Mar. 18, 1989
Season—88,601 in 1994-95
Season Average—5,538 in 1994-95

MISCELLANEOUS RECORDS

Margin of Victory: 101 vs. Fort Carson, Dec. 16, 1980
Largest Halftime Margin: 49 vs. Northern Arizona, Jan. 21, 1980
Winning Percentage: .909 (30-3) in 1994-95
Games Won in a Season: 30 in 1994-95
Winning Streak: 25, Dec. 19, 1994, Mar. 23, 1995
Winning Streak at Home: 53, Feb. 20, 1980, Nov. 19, 1983
Winning Streak on the Road: 14, Dec. 7, 1994, Mar. 23, 1995
Winning Streak at Start of Season: 15, Dec. 1, 1992, Jan. 22, 1993
Consecutive Points in a Game: 30 vs. Iowa State, Feb. 19, 1993
Points Scored in a Losing Game: 93 vs. Oklahoma, Mar. 8, 2001
100 Points Scored in a Season: 9 times in 1979-80
Regular Season Single-Game Attendance: 10,929 vs. Kansas, Feb. 4, 1994
Postseason Single-Game Attendance: 11,199 vs. Oregon, Mar. 19, 1994
Associated Press Poll Ranking: 2nd, Mar. 7, 1994, Mar. 13, 1995
Final AP Poll Ranking: 2nd, Mar. 13, 1995
Consecutive Games with a 3-Point Field Goal: 166, Jan. 22, 2005 to current

OPPONENT INDIVIDUAL RECORDS**Field Goals Made**

Half—13, Lindsey Wilson, Iowa State, Feb. 26, 2003
 Game—18, Lindsey Wilson, Iowa State, Feb. 26, 2003

Field Goals Attempted

Half—18, Shawnda DeCamp, Kansas State, Jan. 7, 1984
 Game—31, C.J. Sealey, Portland State, Dec. 20, 1983

Field Goal Percentage

Game—1.000 (10-10), Carolyn Davis, Kansas, Feb. 16, 2010

Points

Half—31, Lindsey Wilson, Iowa State, Feb. 26, 2003
 Game—41, Lindsey Wilson, Iowa State, Feb. 26, 2003

Three-Point Field Goals Made

Half—4, 8 times, last Danielle McCray at Kansas, Jan. 27, 2010
 Game—7, Heather Ezell vs. Iowa State, Mar. 11, 2008, Alison Lacey vs. Iowa State, Jan. 13, 2008 and Amy Yates, Texas A&M, Jan. 14, 1998

Three-Point Field Goals Attempted

Half—10, Shelby Hoffman, Wyoming, Dec. 8, 1999
 Game—15, Shelby Hoffman, Wyoming, Dec. 8, 1999

Free Throws Made

Half—14, Angela Tisdale, at Baylor, Feb. 27, 2008; Sheryl Swoopes, Texas Tech, Mar. 27, 1993
 Game—17, Angela Tisdale, at Baylor, Feb. 27, 2008;

Free Throws Attempted

Half—16, Ashley Sweat at Kansas State, Feb. 21, 2009
 Game—21, Renee Kelly, Missouri, Jan. 24, 1987

Free Throw Percentage

Game (Min. 10 attempts, no miss)-1.000 (12-12), Gabriela Marginean, Drexel, Nov. 29, 2008
 Game (Min. 10 attempts)—.938 (15-16), Sheryl Swoopes, Texas Tech, Mar. 27, 1993

Offensive Rebounds

Game—11, Emma Cannon, UFC, Nov. 16, 2008; Chastity Melvin, North Carolina State, Feb. 1, 1997

Defensive Rebounds

Game—18, Angie Welle, Iowa State, Feb. 9, 2002

Total Rebounds

Half—17, Angie Welle, Iowa State, Feb. 9, 2002
 Game—23, Angie Welle, Iowa State, Feb. 9, 2002

Assists

Half—9, Milena Flores, Stanford, Dec. 28, 1998
 Game—14, Lyndsey Medders, Iowa State, 21, 2006

Steals

Half—6, Milena Flores, Stanford, Dec. 28, 1998
 Game—8, Reka Cserny, Harvard, Nov. 11, 2003

Blocked Shots

Half—10, Pauline Jordan, UNLV, Mar. 18, 1989
 Game—11, Brittney Griner, at Baylor, Feb. 6, 2010; Pauline Jordan, UNLV, Mar. 18, 1989

Turnovers

Half—8, Jessica Cunningham, New Mexico, Dec. 31, 1991
 Game—15, Jessica Cunningham, New Mexico, Dec. 31, 1991





OPPONENT TEAM RECORDS

Minutes Played

Game—50, 5 times, last vs. Iowa State, Jan. 13, 2008
 Season High—7,225 in 1981-82
 Season Low—*5,600 in 1989-90

Points Scored

Half Low—8, Kansas State, Mar. 7, 1992
 Game—113, at Missouri, Mar. 6, 1984
 Game Low—22, vs. New Mexico, Dec. 31, 1991
 Season High—2,233 in 1978-79
 Season Low—803, 1975

Scoring Average

Season High—77.8 (2177 in 28 games) in 1983-84
 Season Low—56.8 (1817 in 32 games) in 1996-97

Field Goals Made

Half—25 at Missouri, Feb. 1, 1984
 Half Low—3 vs. Kansas State, Mar. 7, 1992
 Game—47, at Missouri, Feb. 1, 1984
 Game Low—8, Kansas State, Mar. 7, 1992
 Season High—888 in 1981-82
 Season Low—628 in 1989-90

Field Goals Attempted

Half—50 at UCLA, Dec. 22, 1983
 Half Low—13, New Mexico, Dec. 31, 1991
 Game—90, at UCLA, Dec. 22, 1983
 Game Low—35, New Mexico, Dec. 31, 1991
 Season High—2,368 in 1981-82
 Season Low—1,515 in 1989-90

Field Goal Percentage

Half—.694 (25-36) at Missouri, Feb. 1, 1984
 Half Low—.130 (3-23) Kansas State, Mar. 7, 1992
 Game—.662 (47-71) at Missouri, Feb. 1, 1984
 Game Low—.186 (8-43) Kansas State, Mar. 7, 1992
 Season High—.474 (872-1839) in 1983-84
 Season Low—.358 (757-2112) in 1980-81

Three-Point Field Goals Made

Half—12, at Iowa State, Feb. 13, 1999
 Game—16, at Iowa State, Feb. 13, 1999
 Season High—195 in 2004-05
 Season Low—32 in 1989-90

Three-Point Field Goals Attempted

Half—22, Iowa State, Mar. 1, 1997
 Game—42, Northern Colorado, Feb. 13, 2006
 Season High—587 in 2007-08
 Season Low—123 in 1989-90, 1997-98

Three-Point Field Goal Percentage

Half—.875 (7-8) Iowa State, Jan. 27, 2001
 Game (min. 6 att.)—.833 (5-6), at Kansas State, Jan. 6, 2001
 Game (min. 10 att) - .800 (12-15), Iowa State, Jan. 27, 2001
 Season High—.388 (50-129) in 1990-91
 Season Low—.238 (34-143) in 1987-88

Free Throws Made

Half—26, vs. Kansas, Feb. 16, 2010 (2nd)
 Game—36, at Utah, Feb. 13, 1981
 Game Low—0, vs. Southern Utah, Dec. 28, 2007; vs. Kansas, Jan. 10, 2006
 Season High—491 in 1990-91
 Season Low—296 in 1999-2000

Free Throws Attempted

Half—32, vs. Kansas, Feb. 6, 2010 (2nd)
 Game—57, at Utah, Feb. 13, 1981
 Game Low—2, vs. Southern Utah, Dec. 28, 2007; vs. Kansas, Jan. 10, 2006
 Season High—744 in 1978-79
 Season Low—433 in 1996-97

Free Throw Percentage

Game—1.000 (16-16), vs. Oregon, Dec. 5, 1981
 Game Low—.000 (0-2), vs. Southern Utah, Dec. 28, 2007; vs. Kansas, Jan. 10, 2006
 Season High—.741 in 2006-07
 Season Low—.644 in 1981-82

Rebounds

Half—37, at Virginia, Nov. 24, 2008
 Half Low—5, Northern Arizona, Feb. 7, 1981
 Game—68, at Virginia, Nov. 24, 2008
 Game Low—19, Northern Arizona, Feb. 7, 1981
 Season High—1,351 in 1981-82
 Season Low—1,053 in 1984-85

Rebounding Average

Season High—43.5 (1350 in 31 games) in 1978-79
 Season Low—34.1 (1124 in 33 games) in 1994-95

Assists

Half—17, at Kansas State, Jan. 14, 2006; at Iowa State, Feb. 2, 2005; Iowa, Dec. 10, 2000
 Half Low—0, Northern Colorado, Nov. 26, 1985
 Game—31, at Iowa, Dec. 10, 2000
 Game Low—1, Northern Colorado, Nov. 26, 1985
 Season High—543 in 1981-82
 Season Low—184 in 1986-87

Steals

Half—11, vs. Nebraska, Mar. 2, 2005; Texas, Jan. 2, 1999
 Game—21, twice
 Game Low—*0, last vs. Charlotte, Nov. 25, 2006
 Season High—348 in 1981-82
 Season Low—184 in 1986-87

Blocks

Half—12, UNLV, Mar. 18, 1989
 Game—15, vs. UNLV, Mar. 18, 1989
 Game Low—0, many times, last vs. Missouri, Jan. 9, 2010
 Season High—124 in 2004-05
 Season Low—53 in 1980-81

Turnovers

Half—24, New Mexico, Dec. 31, 1991
 Half Low—0, Oklahoma State, Feb. 16, 1985
 Game—47, vs. Colorado State, Nov. 16, 1979
 Game Low—4, vs. Iowa State, Jan. 21, 2006
 Season High—862 in 1979-80
 Season Low—387 in 2005-06

Personal Fouls

Half—18, vs. Idaho State, Dec. 30, 2008; Nebraska, Feb. 9, 2000; Utah, Nov. 17, 1995
 Game—*35, Missouri at Salina, Kan., Mar. 4, 1989
 Game Low—4, vs. Iowa State, Jan. 21, 2006
 Season High—778 in 1981-82
 Season Low—387 in 2005-06

Disqualifications

Game—*4, last Nebraska, Feb. 9, 2000
 Season High—42 in 1978-79
 Season Low—5 in 2009-10

**tied earlier record*

COLORADO CONFERENCE RECORDS**Minutes Played**

Game—50, 3 times, last vs. Iowa State, Jan. 13, 2008

Season—3,250 in 1997 and 2008

Points Scored

Game—101 vs. Missouri, Feb. 24, 1988

Season—1,153 in 2001

Field Goals Made

Game—37 vs. Oklahoma, Feb. 18, 1990

Season—406 in 1995

Field Goals Attempted

Game—80 vs. Oklahoma, Jan. 29, 1993

Season—931 in 2005

Field Goal Percentage

Game—.625 (30-48) at Oklahoma, Feb. 18, 1987

Season—.493 (372-753) in 1983

Three-Point Field Goals Made

Game—15 at Nebraska, Feb. 20, 2010

Season—108 in 2010

Three-Point Field Goals Attempted

Game—34 vs. Oklahoma State, Feb. 2, 2008

Season—352 in 2010

Three-Point Field Goal Percentage

Game (min. 8 att.)—.750 (6-8) at Kansas, Feb. 1, 2006

Game (no min.)—1.000 (3-3) at Oklahoma, Feb. 27, 1988

Season—.441 (41-93) in 1989

Free Throws Made

Game—38 vs. Oklahoma, Jan. 27, 1986

Season—289 in 2001

Free Throws Attempted

Game—48 vs. Oklahoma, Jan. 27, 1986

Season—380 in 2001

Free Throw Percentage

Game (no misses)—1.000 (19-19) vs. Nebraska, Feb. 7, 1987

Game—.957 (22-23) vs. Iowa State, Feb. 14, 2001

Season—.787 (288-366) in 1987

Rebounds

Game—67 vs. Oklahoma, Feb. 18, 1990

Season—593 in 1999

Assists

Game—30 vs. Iowa State, Feb. 19, 1995

Season—271 in 1995 and 2001

Steals

Game—21 vs. Nebraska, Feb. 1, 1986; vs. Kansas State, Jan. 8, 1993

Season—173 in 1991

Blocks

Game—12 vs. Iowa State, Jan. 13, 2008

Season—87 in 2008

Turnovers

Game—37 vs. Oklahoma, Jan. 29, 1985

Season—350 in 2005

Fouls

Game—34 at Oklahoma, Feb. 15, 1986

Season—313 in 2010

Disqualifications

Game—4 at Oklahoma, Feb. 18, 1984

Season—18 in 1984



Led by Brittany Spears, CU set a school record with 87 blocks during Big 12 play in 2008.



Bianca Smith and the Buffaloes made a school conference record 108 3-pointers in 2010.



OPPONENT CONFERENCE RECORDS

Minutes Played

Game—50, 3 times, last vs. Iowa State, Jan. 13, 2008
 Season High—3,250 in 1997 and 2008
 Season Low—2,400 in 1983

Points Scored

Game—105, at Missouri, Feb. 1, 1984
 Season High—1,222 in 2005
 Season Low—841 in 1992

Scoring Average

Season High—78.5 (1,099 in 14 games) in 1985
 Season Low—55.2 (773 in 14 games) 1993

Field Goals Made

Game—47, at Missouri, Feb. 1, 1984
 Season High—449 in 2005
 Season Low—287 in 1993

Field Goals Attempted

Game—88, at Oklahoma, Feb. 27, 1988
 Season High—983 in 2005
 Season Low—707 in 1992

Field Goal Percentage

Game—.662 (47-71), at Missouri, Feb. 1, 1984
 Season High—.472 (424-898) in 1987
 Season Low—.386 (376-973) in 2007

Three-Point Field Goals Made

Game—15 at Iowa State, Feb. 2, 2005
 Season High—124 in 2005
 Season Low—12 in 1990

Three-Point Field Goals Attempted

Game—36, Iowa State, in Boulder, Mar. 1, 1997
 Season High—295 in 2007
 Season Low—49 in 1990

Three-Point Field Goal Percentage

Game (min. 7 att.)—.636 (7-11) vs. Nebraska, Feb. 6, 2008
 Game (no min.)—.833 (5-6) at Kansas State, Jan. 6, 2001
 Season High—.426 (124-291) in 2005
 Season Low—.228 (21-92) in 1989

Free Throws Made

Game—31, vs. Kansas, Feb. 16, 2010, at Kansas State, Jan. 13, 1990
 Season High—282 in 2010
 Season Low—136 in 1989

Free Throws Attempted

Game—46, at Oklahoma, Feb. 15, 1986
 Season High—392 in 2010
 Season Low—197 in 1989

Free Throw Percentage

Game—1.000 (8-8) at Kansas, Feb. 1, 2006
 Season High—.745 (237-318) in 1991
 Season Low—.645 (169-262) in 1993

Rebounds

Game—*57, at Nebraska, Jan. 19, 1991
 Season High—642 in 1999
 Season Low—460 in 1995

Rebounding Average

Season High—42.0 (505 in 12 games) in 1983
 Season Low—32.9 (460 in 33 games) in 1995

Assists

Game—29, at Iowa State, Feb. 2, 2005
 Season High—276 in 2005
 Season Low—152 in 1990

Steals

Game—21, at Oklahoma State, Jan. 30, 1994
 Season High—174 in 1999
 Season Low—99 in 1990

Blocks

Game—12 at Baylor, Feb. 6, 2010
 Season High—87 in 2008
 Season Low—26 in 1997

Turnovers

Game—37, vs. Iowa State, Feb. 19, 1993
 Season High—368 in 1993
 Season Low—187 in 2006

Fouls

Game—31, vs. Nebraska, Feb. 29, 1992; Baylor, Feb 3, 2001
 Season High—324 in 2001
 Season Low—232 in 2009

Disqualifications

Game—4, vs. Nebraska, Feb. 9, 2000
 Season High—18 in 1984
 Season Low—2 in 2009 and 2010



Colorado has five conference tournament titles in its history including the inaugural Big 12 Championship in 1997.

COORS EVENTS / CONFERENCE CENTER TEAM RECORDS **Minutes Played**

50 vs. Iowa State, Jan. 13, 2008

Points Scored

Colorado—134, vs. Fort Carson, Dec. 16, 1980

Opponent—95, Texas A&M, Feb. 27, 2010

Field Goals Made

Colorado—63, vs. Fort Carson, Dec. 16, 1980

Opponents—40, Nebraska, Jan. 22, 1983

Field Goals Attempted

Colorado—102, vs. Pacific Christian, Nov. 18, 1981

Opponent—83, Nebraska, Dec. 10, 1981

Field Goal Percentage

Colorado—.677 (42-62), vs. Brigham Young, Jan. 29, 1982

Opponent—.638 (37-58), Texas, Dec. 9, 1990

Three-Point Field Goals Made

Colorado—16, vs. Buffalo, Jan. 3, 2004

Opponent—14, Iowa State, Jan. 13, 2008

Three-Point Field Goals Attempted

Colorado—37, vs. Buffalo, Jan. 3, 2004

Opponent—42, Northern Colorado, Feb. 13, 2006

Three-Point Field Goal Percentage (min. 7 att.)

Colorado—.625 (5-8), vs. Oklahoma State, Feb. 13, 1988

Opponent—.667 (6-9), Oklahoma, Jan. 3, 2001

Three-Point Field Goal Percentage (no min.)

Colorado—1.000 (3-3), vs. Arizona, Dec. 31, 1989

Opponent—1.000 (1-1), Wichita State, Nov. 22, 1991

Free Throws Made

Colorado—43, vs. Florida, Dec. 22, 2000

Opponent—31, Kansas, Feb. 16, 2010

Free Throws Attempted

Colorado—49, vs. Florida, Dec. 22, 2000

Opponent—39, Kansas, Feb. 16, 2010; Northern Iowa, Nov. 25, 2005

Free Throw Percentage

Colorado—1.000 (19-19), vs. Nebraska, Feb. 7, 1987

Colorado, (one min.)—.957 (22-23), Iowa State, Feb. 13, 2001

Opponent—1.000 (10-10), Wyoming, Nov. 21, 2005

Rebounds

Colorado—80, vs. Pacific Christian, Nov. 18, 1981

Opponent—56, Missouri, Feb. 9, 1999

Assists

Colorado—38, vs. Fort Carson, Dec. 16, 1980

Opponent—24, Nebraska, Jan. 28, 1984;

Texas A&M, Nov. 19, 1995

Steals

Colorado—29, vs. Northern Colorado, Nov. 26, 1985

Opponent—20, UCLA, Dec. 22, 1984

Blocks

Colorado—16, vs. Florida, Dec. 22, 2000

Opponent—15, UNLV, Mar. 18, 1989

Turnovers

Colorado—37, vs. Oklahoma, Jan. 29, 1985

Opponent—47, Colorado State, Nov. 16, 1979

Fouls


Colorado—30, vs. Northern Iowa, Nov. 25, 2005

Opponent—34, Vermont, Nov. 24, 1995

Disqualifications

Colorado—3, vs. Northern Iowa, Nov. 25, 2005

Opponent—4, Nebraska, Feb. 9, 2000





INDIVIDUAL CAREER CHARTS

Points

1. 2067	Lisa Van Goor (115 games)	1980-85
2. 1957	Jackie McFarland (121 games)	2004-08
3. 1858	Tera Bjorklund (127 games)	2000-04
4. 1775	Shelley Sheetz (127 games)	1991-95
5. 1621	Erin Scholz (132 games)	1993-97
6. 1599	Bridget Turner (120 games)	1985-89
7. 1596	Jamillah Lang (113 games)	1990-94
8. 1574	Tracy Tripp (121 games)	1985-89
9. 1533	Brittany Spears (93 games)	2007-
10. 1501	Erin Carson (112 games)	1984-88
11. 1399	Jenny Roulier (123 games)	1998-02
12. 1386	Mandy Nightingale (123 games)	1998-02
13. 1376	Diane Hiemstra (93 games)	1981-84
14. 1331	Jeannie Raikes (115 games)	1976-80
15. 1319	Sandy Bean (117 games)	1978-82
16. 1272	Britt Hartshorn (122 games)	1998-02
17. 1255	Crystal Ford (121 games)	1985-89
18. 1138	Bianca Smith (123 games)	2006-10
19. 1107	Julie Hoehing (124 games)	1980-84
20. 1098	De Celle Thomas (125 games)	1992-96
21. 1093	Jasmina Ilic (93 games)	2003-07
22. 1062	Gretchen DeWitte (119 games)	1985-89
23. 1045	Raegan Scott (124 games)	1993-97
24. 972	Sabrina Scott (121 games)	1999-03
25. 970	Kate Fagan (121 games)	1999-04

Scoring average (minimum 5 games)

1. 18.0	Lisa Van Goor	1980-85
2. 16.2	Jackie McFarland	2004-08
3. 16.1	Isabelle Fijalkowski	1994-95
4. 15.1	Debbie Descano	1979-81
5. 14.8	Diane Hiemstra	1981-84
6. 14.6	Tera Bjorklund	2000-04
7. 14.1	Jamillah Lang	1990-94
8. 14.0	Linda Gehrke	1977-78
9. 14.0	Shelley Sheetz	1991-95
10. 13.6	Debbie Johnson	1989-91
11. 13.4	Erin Carson	1984-88
12. 13.3	Bridget Turner	1985-89
13. 13.0	Tracy Tripp	1985-89
14. 12.4	Doni Fischer	1975-78
15. 12.3	Erin Scholz	1993-97
16. 12.1	LeaAnn Banks	1984-86
17. 11.8	Jasmina Ilic	2003-07
18. 11.6	Jeannie Raikes	1976-80
19. 11.4	Jenny Roulier	1998-02
20. 11.3	Sandy Bean	1978-82



Lisa Van Goor

Field goals made

1. 862	Lisa Van Goor (115 games)	1980-85
2. 693	Tera Bjorklund (127 games)	2000-04
3. 671	Jackie McFarland (121 games)	2004-08
4. 654	Tracy Tripp (121 games)	1985-89
5. 617	Jamillah Lang (113 games)	1990-94
6. 608	Jeannie Raikes (115 games)	1976-80
6. 608	Diane Hiemstra (93 games)	1981-84
8. 606	Erin Scholz (132 games)	1993-97
9. 572	Erin Carson (112 games)	1984-88
10. 557	Brittany Spears (93 games)	2007-
11. 552	Bridget Turner (120 games)	1985-89
12. 549	Shelley Sheetz (127 games)	1991-95
13. 530	Sandy Bean (117 games)	1978-82
14. 523	Jenny Roulier (123 games)	1998-02
15. 501	Britt Hartshorn (122 games)	1998-02
16. 464	Crystal Ford (121 games)	1985-89
17. 425	Doni Fischer (78 games)	1975-78
18. 422	De Celle Thomas (125 games)	1992-96
19. 414	Corky O'Rourke (92 games)	1978-81
20. 404	Raegan Scott (124 games)	1993-97

Field goal percentage (minimum 200 attempts, starting 1978-79)

1. .601	Debbie Descano (355-591)	1979-81
2. .595	Isabelle Fijalkowski (219-368)	1994-95
3. .575	LeaAnn Banks (272-473)	1984-86
4. .568	Mindy Henry (317-558)	1989-93
5. .540	Sandy Bean (530-981)	1978-82
6. .540	Tera Bjorklund (693-1284)	2000-04
7. .539	Jackie McFarland (671-1246)	2004-08
8. .535	Kara Richards (362-667)	2004-09
9. .512	Crystal Ford (464-906)	1985-89
10. .512	Debbie Johnson (339-662)	1989-91
11. .511	Corky O'Rourke (414-810)	1978-81
12. .499	Gretchen DeWitte (400-801)	1985-89
13. .496	Britt Hartshorn (501-1010)	1998-02
14. .493	Diane Hiemstra (608-1234)	1981-84
15. .490	Michell Irving (254-518)	1978-81
16. .482	Lisa Van Goor (862-1787)	1980-85
17. .482	Melody Johnson (173-359)	1997-99
18. .480	Betsy Bailey (285-594)	1979-81
19. .475	Erin Carson (573-1207)	1984-88
20. .470	Julie Hoehing (375-798)	1980-84

3-point field goals made

1. 257	Bianca Smith (123 games)	2006-10
2. 252	Shelley Sheetz (127 games)	1991-95
3. 224	Mandy Nightingale (123 games)	1998-02
4. 203	Jenny Roulier (123 games)	1998-02
5. 197	Kate Fagan (121 games)	1999-04
6. 156	Brittany Spears (93 games)	2007-
7. 149	Amy Palmer (131 games)	1992-96
8. 144	Jasmina Ilic (93 games)	2003-07
9. 109	Alexis Felts (122 games)	1994-98
10. 96	Annan Wilson (118 games)	1986-90
11. 84	La Shena Graham (114 games)	1994-98
12. 74	Sabrina Scott (121 games)	1999-03
13. 65	V. Johns-Richardson (109 games)	2001-05
14. 54	Yari Escalera (58 games)	2004-06
15. 52	Anna Nedovic (108 games)	2003-07
16. 51	Emily Waner (30 games)	2003-04
17. 49	Susie Powers (64 games)	2006-08
17. 49	Erin Carson (112 games)	1984-88
19. 44	Shelley Garcia (92 games)	1994-99
20. 41	Nicky Anderson (55 games)	1989-91

3-point FG percentage (minimum 100 attempts)

1. .426	Erin Carson (49-115)	1984-88
2. .416	Annan Wilson (96-231)	1986-90
3. .407	Jenny Roulier (203-499)	1998-02
4. .405	Kate Fagan (197-486)	1999-04
5. .392	Emily Waner (51-130)	2003-04
6. .389	Sabrina Scott (74-190)	1999-03
7. .389	Shelley Garcia (44-113)	1994-99
8. .381	Shelley Sheetz (252-661)	1991-95
9. .364	Mandy Nightingale (224-616)	1998-02
10. .364	Bianca Smith (257-707)	2006-10
11. .363	Alexis Felts (109-300)	1994-98
12. .353	Yari Escalera (54-153)	2004-06
13. .352	Whitney Law (38-105)	2003-06
14. .347	Amy Palmer (149-429)	1992-96

15. 330	Jasmina Ilic (144-436)	2003-07
16. .327	V. Johns-Richardson (65-199)	2001-05
17. .317	La Shena Graham (84-265)	1994-98
18. .315	Linda Lappe (39-124)	1998-03
19. .310	Susie Powers (49-158)	2006-08
20. .304	Nicky Anderson (41-135)	1989-91

Free throws made

1. 586	Jackie McFarland (121 games)	2004-08
2. 494	Bridget Turner (120 games)	1985-89
3. 472	Tera Bjorklund (127 games)	2000-04
4. 425	Shelley Sheetz (127 games)	1991-95
5. 420	Mandy Nightingale (123 games)	1998-02
6. 396	Erin Scholz (132 games)	1993-97
7. 357	Julie Hoehing (124 games)	1980-84
8. 343	Lisa Van Goor (115 games)	1980-85
9. 336	Jamillah Lang (113 games)	1990-94
10. 327	Crystal Ford (121 games)	1985-89
11. 308	Erin Carson (112 games)	1984-88
12. 296	Linda Lappe (115 games)	1998-03
13. 270	Britt Hartshorn (122 games)	1998-02
14. 263	Brittany Spears (93 games)	2007-
15. 262	Tracy Tripp (121 games)	1985-89
16. 261	Gretchen DeWitte (119 games)	1985-89
17. 259	Sandy Bean (117 games)	1978-82
18. 243	Mindy Henry (109 games)	1989-93
19. 236	Raegan Scott (124 games)	1993-97
20. 234	De Celle Thomas (125 games)	1992-96

Free throw percentage (minimum 100 attempts)

1. .861	Kate Fagan (161-187)	1999-04
2. .848	Shelley Sheetz (425-501)	1991-95
3. .839	Linda Lappe (296-353)	1998-03
4. .829	Bianca Smith (141-170)	2006-10
5. .825	Mandy Nightingale (420-509)	1998-02
6. .817	La Shena Graham (178-218)	1994-98
7. .816	Tracy Tripp (262-321)	1985-89
8. .815	Jenny Roulier (150-184)	1998-02
9. .811	Erin Carson (308-380)	1984-88
10. .810	Debbie Descano (226-279)	1979-81
11. .804	Diane Hiemstra (160-199)	1981-84
12. .804	Missy Kraai (86-107)	1989-92
13. .803	Gretchen DeWitte (261-325)	1985-89
14. .799	Amy Palmer (147-184)	1992-96
15. .794	Corky O'Rourke (131-165)	1978-81
16. .793	Jasmina Ilic (91-241)	2003-07
17. .790	Yari Escalera (79-100)	2004-06
18. .780	Crystal Ford (327-419)	1985-89
19. .779	Raegan Scott (236-303)	1993-97
20. .778	Tera Bjorklund (472-607)	2000-04

Rebounds

1. 1145	Lisa Van Goor	1980-85
2. 1067	Erin Scholz	1993-97
3. 1048	Jackie McFarland	2004-08
4. 895	Sandy Bean	1978-82
5. 770	Sabrina Scott	1999-03
6. 725	Bridget Turner	1985-89
7. 724	Britt Hartshorn	1998-02
8. 723	Tera Bjorklund	2000-04
9. 720	Brittany Spears	2007-
10. 701	Raegan Scott	1993-97
11. 691	Julie Hoehing	1980-84
12. 646	Randie Wirt	2000-04
13. 619	Jamillah Lang	1990-94
14. 587	Crystal Ford	1985-89
15. 561	LeaAnn Banks	1984-86
16. 560	Susan Horner	1977-79
17. 542	Mindy Henry	1989-93
18. 523	De Celle Thomas	1992-96
19. 521	Kara Richards	2004-09
20. 494	Shelley Sheetz	1991-95

Rebounding average (minimum 20 games)

1. 12.3	Linda Gehrke	1977-78
2. 10.0	Lisa Van Goor	1980-85
3. 9.7	LeaAnn Banks	1984-86
4. 9.0	Susan Horner	1977-79
5. 8.7	Jackie McFarland	2004-08
6. 8.1	Erin Scholz	1993-97

INDIVIDUAL CAREER CHARTS



7.	7.6	Sandy Bean	1978-82
8.	6.5	Isabelle Fijalkowski	1994-95
9.	6.4	Gail Hook	1979-82
10.	6.4	Sabrina Scott	1999-03
11.	6.0	Bridget Turner	1985-89
12.	5.9	Britt Hartshorn	1998-02
13.	5.8	Debbie Descano	1979-81
14.	5.7	Tera Bjorklund	2000-04
15.	5.7	Cathy Lanky	1976-78
16.	5.7	Raegan Scott	1993-97
17.	5.6	Debbie Johnson	1989-91
18.	5.6	Julie Hoehing	1980-84
19.	5.5	Jamillah Lang	1990-94
20.	5.3	Barb Heit	1977-78

Assists

1.	617	Bridget Turner	1985-89
2.	514	Shelley Sheetz	1991-95
3.	483	Mandy Nightingale	1998-02
4.	443	Tracy Tripp	1985-89
5.	415	Laurie Welch	1978-82
6.	357	Kris Holwerda	1981-83,84-86
7.	356	Sandy Bean	1978-82
8.	352	La Shena Graham	1994-98
9.	344	Erin Scholz	1993-97
10.	342	Amy Palmer	1992-96
11.	338	Amy Mathern	1989-93
12.	319	Jenny Roulier	1998-02
13.	318	Linda Lappe	1998-03
14.	316	Stephanie Mack	1989-93
15.	301	De Celle Thomas	1992-96
16.	299	Sabrina Scott	1999-03
17.	274	Julie Hoehing	1980-84
18.	268	Annan Wilson	1986-90
19.	259	Diane Hiemstra	1981-84
20.	233	Jackie McFarland	2004-08

Assists average (minimum 20 games)

1.	6.1	Ann Troyan	1979-80
2.	5.1	Bridget Turner	1985-89
3.	5.0	Barb Heit	1977-78
4.	4.0	Shelley Sheetz	1991-95
5.	3.9	Mandy Nightingale	1998-02
6.	3.8	Lori Mills	1983-84
7.	3.7	Tracy Tripp	1985-89
8.	3.6	Ellen Bain	1990-91
9.	3.2	Laurie Welch	1978-82
10.	3.1	La Shena Graham	1994-98
11.	3.0	Sandy Bean	1978-82
12.	3.0	Kris Holwerda	1981-83,84-86
13.	3.0	Alyssa Fressle	2008-10
14.	2.8	Amy Mathern	1989-93
15.	2.8	Stephanie Mack	1989-93
16.	2.8	Diane Hiemstra	1981-84
17.	2.8	Linda Lappe	1998-03
18.	2.7	Whitney Law	2003-06
19.	2.7	Susie Powers	2006-08
20.	2.6	Amy Palmer	1992-96

Blocked shots

1.	289	Lisa Van Goor	1980-85
2.	208	Britt Hartshorn	1998-02
3.	147	Raegan Scott	1993-97
4.	138	Jackie McFarland	2004-08
5.	125	Erin Scholz	1993-97
6.	124	Tera Bjorklund	2000-04
7.	116	Brittany Spears	2007-
8.	91	Crystal Ford	1985-89
9.	78	Kara Richards	2004-09
9.	78	Mindy Henry	1989-93
11.	77	Debbie Johnson	1989-91
12.	63	Ajja Putnina	2006-08
13.	62	Patty Slighter	1981-85
14.	59	Diane Hiemstra	1981-84
15.	50	Jenny Roulier	1998-02
16.	48	Kami Carmann	1997-01
16.	48	Randie Wirt	2000-04
16.	48	Laurie Welch	1978-82
19.	46	Melody Johnson	1997-99
20.	38	Isabelle Fijalkowski	1994-95
20.	38	Shelley Garcia	1994-99
20.	38	Sabrina Scott	1999-03

Steals

1.	303	Laurie Welch	1978-82
2.	287	Shelley Sheetz	1991-95
3.	284	Bridget Turner	1985-89
4.	250	Sandy Bean	1978-82
5.	249	Amy Mathern	1989-93
6.	242	Annan Wilson	1986-90
7.	227	De Celle Thomas	1992-96
8.	190	Julie Hoehing	1980-84
9.	176	Brittany Spears	2007-
10.	175	Mandy Nightingale	1998-02
11.	174	Tracy Tripp	1985-89
12.	166	Jenny Roulier	1998-02
13.	148	Jamillah Lang	1990-94
14.	145	Erin Scholz	1993-97
14.	145	La Shena Graham	1994-98
16.	141	Stephanie Mack	1989-93
16.	141	Kris Holwerda	1981-83,84-86
18.	139	Amy Palmer	1992-96
19.	132	Raegan Scott	1993-97
20.	130	Crystal Ford	1985-89

Steals average (minimum 20 games)


1.	3.5	Ann Troyan	1979-80
2.	2.4	Bridget Turner	1985-89
3.	2.3	Laurie Welch	1978-82
4.	2.3	Shelley Sheetz	1991-95
5.	2.1	Sandy Bean	1978-82
6.	2.1	Carol Walderman	1979-80
7.	2.1	Amy Mathern	1989-93
8.	2.1	Annan Wilson	1986-90
9.	1.8	De Celle Thomas	1992-96
10.	1.6	LeaAnn Banks	1984-86
11.	1.6	Betsy Bailey	1979-81
12.	1.6	Ellen Bain	1990-91
13.	1.5	Julie Hoehing	1980-84
14.	1.5	Lori Mills	1983-84
15.	1.5	Debbie Descano	1979-81
16.	1.4	Tracy Tripp	1985-89
17.	1.4	Mandy Nightingale	1998-02
18.	1.4	Chaquita Dilworth	1997-99
19.	1.4	Diane Hiemstra	1981-84
20.	1.3	Jenny Roulier	1998-02

Games played

1.	132	Erin Scholz	1993-97
2.	131	Amy Palmer	1992-96
3.	129	Laurie Welch	1978-82
4.	128	Lauri Weathers	1993-97
5.	127	Shelley Sheetz	1991-95
5.	127	Tera Bjorklund	2000-04
7.	126	Randie Wirt	2000-04
8.	125	De Celle Thomas	1992-96
9.	124	Julie Hoehing	1980-84
9.	124	Raegan Scott	1993-97
11.	123	Bianca Smith	2006-10
11.	123	Jenny Roulier	1998-02
11.	123	Mandy Nightingale	1998-02
14.	122	Britt Hartshorn	1998-02
14.	122	Alexis Felts	1994-98
16.	121	Jackie McFarland	2004-08
16.	121	Tracy Tripp	1985-89
16.	121	Sabrina Scott	1999-03
16.	121	Kris Holwerda	1981-83,84-86
16.	121	Crystal Ford	1985-89
16.	121	Kate Fagan	1999-04

Games started

1.	127	Erin Scholz	1993-97
2.	126	Shelley Sheetz	1991-95
3.	117	Bridget Turner	1985-89
3.	117	Tracy Tripp	1985-89
5.	115	Amy Mathern	1989-93
6.	110	Laurie Welch	1978-82
7.	109	Mandy Nightingale	1998-02
8.	108	Lisa Van Goor	1980-85
9.	103	Crystal Ford	1985-89
10.	99	Jackie McFarland	2004-08
11.	94	Britt Hartshorn	1998-02
12.	93	Brittany Spears	2007-
13.	91	Sandy Bean	1978-82
13.	91	Jenny Roulier	1998-02



Briget Turner

13.	91	Diane Hiemstra	1981-84
16.	88	La Shena Graham	1994-98
16.	88	De Celle Thomas	1992-96
18.	86	Sabrina Scott	1999-03
19.	85	Kara Richards	2004-09
20.	82	Kris Holwerda	1981-83,84-86

Minutes

1.	4249	Shelley Sheetz	1991-95
2.	3963	Erin Scholz	1993-97
3.	3960	Tracy Tripp	1985-89
4.	3928	Jackie McFarland	2004-08
5.	3858	Bridget Turner	1985-89
6.	3853	Mandy Nightingale	1998-02
7.	3328	Sabrina Scott	1999-03
8.	3287	Diane Hiemstra	1981-84
9.	3245	Lisa Van Goor	1980-85
10.	3222	Amy Mathern	1989-93
11.	3181	Jenny Roulier	1998-02
12.	3155	Tera Bjorklund	2000-04
13.	3109	Brittany Spears	2007-
14.	3095	De Celle Thomas	1992-96
15.	3073	Crystal Ford	1985-89
16.	3069	Amy Palmer	1992-96
17.	2918	Julie Hoehing	1980-84
18.	2835	Britt Hartshorn	1998-02
19.	2803	Kris Holwerda	1981-83,84-86
20.	2782	Linda Lappe	1998-03
20.	2722	Raegan Scott	1993-97

Minutes average

1.	35.3	Diane Hiemstra	1981-84
2.	33.5	Shelley Sheetz	1991-95
3.	32.7	Tracy Tripp	1985-89
4.	32.5	Jackie McFarland	2004-08
5.	32.2	Bridget Turner	1985-89
6.	31.3	Mandy Nightingale	1998-02
7.	30.6	LeaAnn Banks	1984-86
8.	30.1	Ann Troyan	1979-80
9.	30.0	Erin Scholz	1993-97
10.	28.2	Lisa Van Goor	1980-85
11.	28.0	Whitney Law	2003-06
12.	27.6	Lori Mills	1983-84
13.	27.5	Sabrina Scott	1999-03
14.	27.1	Amy Mathern	1989-93
15.	26.8	Debbie Descano	1979-81
16.	26.7	Susie Powers	2006-08
17.	26.1	Debbie Johnson	1989-91
18.	25.9	Emily Waner	2003-04
19.	25.9	Jenny Roulier	1998-02
20.	25.4	Crystal Ford	1985-89



INDIVIDUAL SEASON CHARTS

Points

1. 678	Lisa Van Goor (36 games)	1981-82
2. 637	Jackie McFarland (34 games)	2007-08
3. 615	Jamillah Lang (32 games)	1993-94
4. 610	Lisa Van Goor (33 games)	1980-81
5. 592	Tera Bjorklund (32 games)	2002-03
6. 544	Erin Scholz (35 games)	1995-96
7. 542	Tera Bjorklund (30 games)	2003-04
8. 533	Jackie McFarland (30 games)	2006-07
9. 531	Brittany Spears (30 games)	2009-10
10. 530	Brittany Spears (29 games)	2008-09
11. 516	Jackie McFarland (30 games)	2005-06
11. 516	Isabelle Fijalkowski (32 games)	1994-95
13. 493	Diane Hiemstra (28 games)	1983-84
14. 492	Lisa Van Goor (29 games)	1982-83
15. 486	Shelley Sheetz (31 games)	1992-93
16. 484	Diane Hiemstra (29 games)	1982-83
16. 484	Debbie Descano (29 games)	1979-80
18. 474	Bridget Turner (32 games)	1987-88
19. 472	Brittany Spears (34 games)	2007-08
20. 468	Bridget Turner (31 games)	1988-89

Scoring average (minimum 20 games)

1. 19.2	Jamillah Lang (32 games)	1993-94
2. 18.7	Jackie McFarland (34 games)	2007-08
3. 18.8	Lisa Van Goor (36 games)	1981-82
4. 18.5	Tera Bjorklund (32 games)	2002-03
5. 18.5	Lisa Van Goor (33 games)	1980-81
6. 18.3	Brittany Spears (29 games)	2008-09
7. 18.1	Tera Bjorklund (30 games)	2003-04
8. 17.8	Jackie McFarland (30 games)	2006-07
9. 17.7	Brittany Spears (30 games)	2009-10
10. 17.6	Diane Hiemstra (28 games)	1983-84
11. 17.2	Jackie McFarland (30 games)	2005-06
12. 17.0	Lisa Van Goor (29 games)	1982-83
13. 16.9	Jeannie Raikes (26 games)	1976-77
14. 16.7	Diane Hiemstra (29 games)	1982-83
15. 16.7	Debbie Descano (29 games)	1979-80
16. 16.3	Tracy Tripp (28 games)	1986-87
17. 16.1	Isabelle Fijalkowski (32 games)	1994-95
18. 15.7	Shelley Sheetz (31 games)	1992-93
19. 15.5	Erin Scholz (35 games)	1995-96
20. 15.4	Corky O'Rourke (30 games)	1978-79

Field goals made

1. 281	Lisa Van Goor (36 games)	1981-82
2. 266	Lisa Van Goor (33 games)	1980-81
3. 243	Jamillah Lang (32 games)	1993-94
4. 229	Tera Bjorklund (32 games)	2002-03
5. 219	Diane Hiemstra (29 games)	1982-83
5. 219	Isabelle Fijalkowski (32 games)	1994-95
7. 211	Tera Bjorklund (30 games)	2003-04
8. 209	Jackie McFarland (34 games)	2007-08
9. 208	Diane Hiemstra (28 games)	1983-84
10. 204	Jeannie Raikes (26 games)	1976-77
11. 202	Lisa Van Goor (29 games)	1982-83
12. 199	Brittany Spears (29 games)	2008-09
13. 197	Erin Scholz (35 games)	1995-96
14. 192	Linda Gehrke (32 games)	1977-78
15. 191	Corky O'Rourke (30 games)	1978-79
15. 191	Tracy Tripp (28 games)	1986-87
17. 189	Doni Fischer (32 games)	1977-78
17. 189	Jeannie Raikes (32 games)	1977-78
19. 184	Brittany Spears (30 games)	2009-10
20. 181	Jackie McFarland (30 games)	2006-07
20. 181	Diane Hiemstra (36 games)	1981-82

Field goal percentage (minimum 100 attempts)

1. .617	LeaAnn Banks (127-206)	1985-86
2. .610	Debbie Descano (177-290)	1980-81
3. .605	Jackie McFarland (181-299)	2006-07
4. .601	Mindy Henry (140-233)	1992-93
5. .595	Isabelle Fijalkowski (219-368)	1994-95
6. .591	Debbie Descano (178-301)	1979-80
7. .591	Sandy Bean (137-232)	1979-80
8. .588	Tera Bjorklund (211-359)	2003-04
9. .579	Kara Richards (70-121)	2006-07

10. .577	Kara Richards (153-265)	2008-09
11. .569	Jackie McFarland (209-367)	2007-08
12. .567	Sandy Bean (143-252)	1980-81
13. .551	Corky O'Rourke (118-214)	1979-80
14. .548	Britt Hartshorn (149-272)	2000-01
15. .547	Kris Holwerda (122-223)	1982-83
16. .545	Gretchen DeWitte (79-145)	1985-86
17. .544	Michell Irving (80-147)	1979-80
18. .543	LeaAnn Banks (145-267)	1984-85
19. .542	Lisa Van Goor (266-491)	1980-81
20. .539	Julie Hoehing (62-115)	1980-81

3-point field goals made

1. 82	Bianca Smith (30 games)	2009-10
2. 80	Bianca Smith (34 games)	2007-08
3. 79	Kate Fagan (30 games)	2003-04
4. 71	Shelley Sheetz (31 games)	1992-93
4. 71	Jenny Roulier (34 games)	2001-02
6. 70	Kate Fagan (32 games)	2002-03
7. 68	Shelley Sheetz (32 games)	1993-94
8. 67	Mandy Nightingale (34 games)	2001-02
9. 64	Mandy Nightingale (31 games)	2000-01
10. 63	Bianca Smith (29 games)	2008-09
11. 59	Amy Palmer (33 games)	1994-95
11. 59	Jenny Roulier (31 games)	2000-01
13. 57	Brittany Spears (34 games)	2007-08
13. 57	Shelley Sheetz (31 games)	1991-92
15. 56	Shelley Sheetz (33 games)	1994-95
16. 55	Brittany Spears (30 games)	2009-10
16. 55	Jasmina Ilic (29 games)	2005-06
16. 55	Jenny Roulier (29 games)	1999-00
19. 54	Amy Palmer (35 games)	1995-96
20. 53	Annan Wilson (31 games)	1988-89

3-point FG percentage (minimum 50 attempts)

1. .488	Sabrina Scott (39-80)	2002-03
2. .476	Kate Fagan (39-82)	2001-02
3. .453	Annan Wilson (53-117)	1988-89
4. .450	Jenny Roulier (59-131)	2000-01
5. .447	Shelley Sheetz (71-159)	1992-93
6. .433	Jenny Roulier (71-164)	2001-02
7. .429	Kate Fagan (79-184)	2003-04
8. .418	Shelley Garcia (23-55)	1997-98
9. .409	Erin Carson (47-115)	1987-88
10. .404	Jenny Roulier (55-136)	1999-00
11. .403	Mandy Nightingale (64-159)	2000-01
12. .402	Alexis Felts (51-127)	1996-97
13. .402	Alexis Felts (51-127)	1997-98
14. .392	Emily Waner (51-130)	2003-04
15. .389	Veronica Johns-Richardson (35-90)	2004-05
16. .387	Kate Fagan (70-181)	2002-03
17. .384	Annan Wilson (43-112)	1989-90
18. .383	Mandy Nightingale (46-120)	1998-99
19. .382	Whitney Law (21-55)	2004-05
20. .382	Bianca Smith (63-165)	2008-09

Free throws made

1. 203	Jackie McFarland (34 games)	2007-08
2. 161	Jackie McFarland (30 games)	2006-07
3. 154	Bridget Turner (31 games)	1988-89
4. 153	Bridget Turner (32 games)	1987-88
5. 150	Mandy Nightingale (31 games)	2000-01
6. 148	Erin Scholz (35 games)	1995-96
7. 147	Jackie McFarland (30 games)	2005-06
8. 134	Tera Bjorklund (32 games)	2002-03
9. 128	Debbie Descano (29 games)	1979-80
10. 123	Shelley Sheetz (31 games)	1992-93
11. 120	Tera Bjorklund (30 games)	2003-04
12. 119	Mandy Nightingale (34 games)	2001-02
13. 118	Mandy Nightingale (29 games)	1999-00
14. 116	Lisa Van Goor (36 games)	1981-82
15. 115	Tera Bjorklund (34 games)	2001-02
16. 114	Crystal Ford (32 games)	1987-88
17. 113	Gretchen DeWitte (28 games)	1986-87
17. 113	Julie Hoehing (28 games)	1983-84
19. 112	Shelley Sheetz (31 games)	1991-92
20. 110	Jamillah Lang (32 games)	1993-94



Kate Fagan

Free throw percentage (minimum 50 attempts)

1. .954	Kate Fagan (62-65)	2002-03
2. .898	Jenny Roulier (53-59)	2001-02
3. .896	Shelley Sheetz (103-115)	1994-95
4. .889	Betsy Bailey (48-54)	1979-80
5. .887	Bianca Smith (63-71)	2009-10
5. .887	Kate Fagan (63-71)	2003-04
7. .885	Shelley Sheetz (123-139)	1992-93
8. .882	Gretchen DeWitte (60-68)	1988-89
9. .875	Mandy Nightingale (119-136)	2001-02
10. .865	Jasmina Ilic (77-89)	2006-07
11. .864	Tracy Tripp (51-59)	1988-89
12. .859	Linda Lappe (85-99)	2000-01
13. .855	Erin Carson (65-76)	1986-87
14. .855	La Shena Graham (59-69)	1997-98
15. .852	Amy Palmer (52-61)	1995-96
16. .849	Tracy Tripp (79-93)	1989-90
17. .847	Mandy Nightingale (150-177)	2000-01
18. .843	Linda Lappe (86-102)	2002-03
19. .839	Jenny Roulier (52-62)	1999-00
20. .837	Brittany Spears (108-129)	2009-10

Rebounds

1. 392	Linda Gehrke	1977-78
2. 365	Lisa Van Goor	1981-82
3. 363	Lisa Van Goor	1980-81
4. 329	Cathy Lanky	1977-78
5. 325	Jackie McFarland	2006-07
6. 300	Susan Horner	1977-78
7. 299	Lisa Van Goor	1982-83
8. 293	LeaAnn Banks	1985-86
9. 279	Jackie McFarland	2007-08
9. 279	Erin Scholz	1995-96
11. 278	Erin Scholz	1993-94
12. 277	Jackie McFarland	2005-06
13. 276	Raegan Scott	1996-97
14. 274	Gail Hook	1981-82
15. 268	LeaAnn Banks	1984-85
16. 266	Erin Scholz	1994-95
17. 260	Susan Horner	1978-79
18. 259	Brittany Spears	2007-08
19. 244	Sandy Bean	1980-81
19. 244	Erin Scholz	1996-97

INDIVIDUAL SEASON CHARTS



Rebounding average

(minimum 20 games)

1.	12.3	Linda Gehrke (32 games)	1977-78
2.	11.0	Lisa Van Goor (33 games)	1980-81
3.	10.8	Jackie McFarland (30 games)	2006-07
4.	10.3	Lisa Van Goor (29 games)	1982-83
5.	10.3	Cathy Lanky (32 games)	1977-78
6.	10.1	Lisa Van Goor (36 games)	1981-82
7.	9.8	LeaAnn Banks (30 games)	1985-86
8.	9.6	LeaAnn Banks (28 games)	1984-85
9.	9.4	Susan Horner (32 games)	1977-78
10.	9.2	Jackie McFarland (30 games)	2005-06
11.	8.7	Erin Scholz (32 games)	1993-94
12.	8.7	Susan Horner (30 games)	1978-79
13.	8.6	Raegan Scott (32 games)	1996-97
14.	8.2	Jackie McFarland (34 games)	2007-08
15.	8.2	Sandy Bean (25 games)	1978-79
16.	8.1	Erin Scholz (33 games)	1994-95
17.	8.0	Sabrina Scott (29 games)	1999-00
18.	8.0	Erin Scholz (35 games)	1995-96
19.	7.9	Britt Hartshorn (28 games)	1999-00
20.	7.9	Sandy Bean (29 games)	1979-80

Assists

1.	177	Ann Troyan	1979-80
2.	167	Bridget Turner	1985-86
3.	166	Bridget Turner	1987-88
4.	161	Mandy Nightingale	2001-02
5.	160	Laurie Welch	1981-82
6.	154	Kris Holwerda	1982-83
7.	147	Bridget Turner	1988-89
8.	142	Shelley Sheetz	1991-92
9.	139	La Shena Graham	1997-98
10.	137	Bridget Turner	1986-87
11.	132	Shelley Sheetz	1994-95
11.	132	Tracy Tripp	1988-89
13.	131	Annan Wilson	1989-90
14.	128	Shelley Sheetz	1993-94
15.	126	Amy Palmer	1993-94
15.	126	Tracy Tripp	1987-88
17.	124	Mandy Nightingale	1999-00
18.	123	Sandy Bean	1980-81
19.	122	La Shena Graham	1996-97
20.	121	Mandy Nightingale	2000-01

Assists average (minimum 20 games)

1.	6.1	Ann Troyan (29 games)	1979-80
2.	5.6	Bridget Turner (30 games)	1985-86
3.	5.3	Kris Holwerda (29 games)	1982-83
4.	5.2	Bridget Turner (32 games)	1987-88
5.	5.1	La Shena Graham (27 games)	1997-98
6.	5.1	Bridget Turner (27 games)	1986-87
7.	5.0	Barb Heit (21 games)	1977-78
8.	4.7	Bridget Turner (31 games)	1988-89
9.	4.7	Mandy Nightingale (34 games)	2001-02
10.	4.7	Annan Wilson (28 games)	1989-90
11.	4.6	Shelley Sheetz (31 games)	1991-92
12.	4.4	Laurie Welch (36 games)	1981-82
13.	4.3	Mandy Nightingale (29 games)	1999-00
14.	4.3	Tracy Tripp (31 games)	1988-89
15.	4.0	Shelley Sheetz (33 games)	1994-95
16.	4.0	Shelley Sheetz (32 games)	1993-94
17.	3.9	Amy Palmer (32 games)	1993-94
18.	3.9	Tracy Tripp (32 games)	1987-88
19.	3.9	Mandy Nightingale (31 games)	2000-01
20.	3.9	Jenny Roulier (29 games)	1999-00

Blocked shots

1.	100	Lisa Van Goor	1980-81
2.	82	Lisa Van Goor	1982-83
3.	76	Lisa Van Goor	1981-82
4.	69	Britt Hartshorn	2000-01
5.	61	Raegan Scott	1995-96
6.	56	Britt Hartshorn	1999-00
7.	52	Brittany Spears	2007-08
7.	52	Erin Scholz	1993-94
9.	46	Raegan Scott	1996-97
9.	46	Britt Hartshorn	2001-02
9.	46	Tera Bjorklund	2002-03
12.	44	Aija Putnina	2007-08

13.	42	Debbie Johnson	1989-90
14.	41	Jackie McFarland	2005-06
14.	41	Patty Slighter	1983-84
16.	38	Jackie McFarland	2007-08
16.	38	Isabelle Fijalkowski	1994-95
18.	37	Britt Hartshorn	1998-99
18.	37	Tera Bjorklund	2001-02
20.	35	Debbie Johnson	1990-91
20.	35	Mindy Henry	1992-93
20.	35	Jackie McFarland	2006-07

Blocked shots average

(minimum 20 games)

1.	3.0	Lisa Van Goor (33 games)	1980-81
2.	2.8	Lisa Van Goor (29 games)	1982-83
3.	2.2	Britt Hartshorn (31 games)	2000-01
4.	2.1	Lisa Van Goor (36 games)	1981-82
5.	2.0	Britt Hartshorn (28 games)	1999-00
6.	1.7	Raegan Scott (35 games)	1995-96
7.	1.6	Erin Scholz (32 games)	1993-94
8.	1.5	Brittany Spears (34 games)	2007-08
9.	1.5	Debbie Johnson (28 games)	1989-90
10.	1.5	Patty Slighter (28 games)	1983-84
11.	1.4	Raegan Scott (32 games)	1996-97
12.	1.4	Tera Bjorklund (32 games)	2002-03
13.	1.4	Jackie McFarland (30 games)	2005-06
14.	1.4	Britt Hartshorn (34 games)	2001-02
15.	1.3	Aija Putnina (34 games)	2007-08
16.	1.3	Britt Hartshorn (29 games)	1998-99
17.	1.2	Debbie Johnson (29 games)	1990-91
18.	1.2	Isabelle Fijalkowski (32 games)	1994-95
19.	1.2	Jackie McFarland (30 games)	2006-07
20.	1.1	Meagan Malcolm-Peck (30 g)	2009-10

Steals

1.	120	Laurie Welch	1981-82
2.	101	Ann Troyan	1979-80
3.	91	Annan Wilson	1989-90
3.	91	Bridget Turner	1987-88
5.	84	Annan Wilson	1988-89
6.	83	Shelley Sheetz	1993-94
7.	75	Bridget Turner	1985-86
7.	75	Amy Mathern	1992-93
9.	74	Sandy Bean	1980-81
9.	74	Sandy Bean	1979-80
9.	74	Shelley Sheetz	1991-92
12.	73	De Celle Thomas	1995-96
13.	67	Amy Mathern	1991-92
13.	67	Kris Holwerda	1982-83
13.	67	Laurie Welch	1980-81
16.	66	Shelley Sheetz	1992-93
17.	64	Brittany Spears	2009-10
17.	64	Bridget Turner	1988-89
17.	64	Shelley Sheetz	1994-95
17.	64	Amy Mathern	1990-91

Steals average

(minimum 20 games)

1.	3.5	Ann Troyan (29 games)	1979-80
2.	3.3	Laurie Welch (36 games)	1981-82
3.	3.3	Annan Wilson (28 games)	1989-90
4.	2.8	Bridget Turner (32 games)	1987-88
5.	2.7	Annan Wilson (31 games)	1988-89
6.	2.6	Shelley Sheetz (32 games)	1993-94
7.	2.6	Sandy Bean (29 games)	1979-80
8.	2.5	Bridget Turner (30 games)	1985-86
9.	2.4	Amy Mathern (31 games)	1992-93
10.	2.4	Shelley Sheetz (31 games)	1991-92
11.	2.3	Kris Holwerda (29 games)	1982-83
12.	2.2	Sandy Bean (33 games)	1980-81
13.	2.2	Amy Mathern (29 games)	1990-91
14.	2.2	Amy Mathern (31 games)	1991-92
15.	2.1	Carol Walderman (22 games)	1979-80
16.	2.1	Brittany Spears (30 games)	2009-10
17.	2.1	Shelley Sheetz (31 games)	1992-93
18.	2.1	De Celle Thomas (35 games)	1995-96
19.	2.1	Sandy Bean (25 games)	1978-79
20.	2.1	V. Johns-Richardson (28 games)	2004-05

Minutes

1.	1219	Jackie McFarland	2007-08
2.	1181	Diane Hiemstra	1981-82
3.	1169	Shelley Sheetz	1993-94
4.	1141	Erin Scholz	1995-96
5.	1139	Mandy Nightingale	2001-02
6.	1118	Brittany Spears	2007-08
7.	1096	Amy Palmer	1993-94
8.	1091	Jackie McFarland	2006-07
9.	1077	Erin Scholz	1996-97
10.	1074	Lisa Van Goor	1981-82
11.	1074	Laurie Welch	1981-82
12.	1066	Mandy Nightingale	1999-00
13.	1064	Sabrina Scott	2002-03
14.	1064	Diane Hiemstra	1983-84
15.	1063	De Celle Thomas	1995-96
16.	1056	Bridget Turner	1987-88
17.	1055	Shelley Sheetz	1991-92
18.	1048	Tracy Tripp	1987-88
19.	1045	Kate Fagan	2003-04
20.	1042	Diane Hiemstra	1982-83

Minutes average

1.	38	Diane Hiemstra (28 games)	1983-84
2.	37	Mandy Nightingale (29 games)	1999-00
3.	37	Shelley Sheetz (32 games)	1993-94
4.	36	Jackie McFarland (30 games)	2006-07
5.	36	Diane Hiemstra (29 games)	1982-83
6.	36	Jackie McFarland (34 games)	2007-08
7.	35	Brittany Spears (29 games)	2008-09
8.	35	Kate Fagan (30 games)	2003-04
9.	34	Amy Palmer (32 games)	1993-94
10.	34	Tracy Tripp (28 games)	1986-87
11.	34	Shelley Sheetz (31 games)	1991-92
12.	34	Jackie McFarland (30 games)	2005-06
13.	34	Tera Bjorklund (30 games)	2003-04
14.	34	Erin Scholz (32 games)	1996-97
15.	34	Mandy Nightingale (34 games)	2001-02
16.	33	Sabrina Scott (32 games)	2002-03
17.	33	Bridget Turner (30 games)	1985-86
18.	33	Jenny Roulier (29 games)	1999-00
19.	33	Bridget Turner (32 games)	1987-88
20.	33	Mandy Nightingale (31 games)	2000-01



Ann Troyan



SINGLE SEASON TEAM RECORDS

Wins >>>>>>>>

Most Wins/Season

1.	30	1994-95
2.	28	1980-81
2.	28	1981-82
3.	27	1988-89
3.	27	1992-93
3.	27	1993-94
4.	26	1995-96
5.	24	2001-02
5.	24	2002-03

Fewest Wins/Season: 2, 1975

Longest Winning Streak

1.	25	1994-95
2.	20	1988-89
3.	15	1992-93
4.	14	1991-92
5.	12	1980-81
5.	12	1981-82
7.	11	2007-08
8.	9	1978-79
8.	9	1980-81
8.	9	1992-93
8.	9	1993-94
8.	9	2003-04

Longest Conference Win Streak:

23, Feb. 4, 1993 – Jan. 7, 1996

Longest Win Streak to Start a Season:

15, Dec. 1, 1992 – Jan. 16, 1993

Longest Losing Streak:

11, Jan. 22, 2005 – Feb. 26, 2005

Longest Conference Losing Streak:

11, Jan. 22, 2005 – Feb. 26, 2005

Highest Winning Percentage

1.	.909 (30-3)	1994-95
2.	.871 (27-4)	1988-89
2.	.871 (27-4)	1992-93
3.	.848 (28-5)	1980-81
4.	.843 (27-5)	1993-94
5.	.777 (28-8)	1981-82

Lowest Winning Percentage:

.154 (2-11), 1975

Games >>>>>>>>

Games Played

1.	36 (28-8)	1981-82
2.	35 (26-9)	1995-96
3.	34 (19-15)	2007-08
3.	34 (24-10)	2001-02
5.	33 (28-5)	1980-81
5.	33 (30-3)	1994-95
7.	32 (18-14)	1977-78
7.	32 (21-11)	1987-88
7.	32 (27-5)	1993-94
7.	32 (23-9)	1996-97
7.	32 (24-8)	2002-03

Fewest Games: 13 (2-11), 1975

Points >>>>>>>>

Most Points

1.	2,793	1981-82
2.	2,770	1980-81
3.	2,588	1978-79
3.	2,588	2001-02
4.	2,549	1979-80
5.	2,547	1994-95
6.	2,439	1987-88
7.	2,404	1993-94
8.	2,397	2000-01
9.	2,381	1995-96
10.	2,358	1988-89

Fewest Points:

(minimum 20 games)
1,215, 1975-76

Scoring >>>>>>>>

Highest Scoring Average

1.	87.9	1979-80 (2549)
2.	83.9	1980-81 (2770)
3.	83.5	1978-79 (2588)
4.	77.6	1981-82 (2793)
5.	77.3	1982-83 (2243)
5.	77.3	2000-01 (2397)
6.	77.1	1994-95 (2547)
7.	76.2	1987-88 (2439)
8.	76.1	1988-89 (2358)
8.	76.1	2001-02 (2588)
9.	75.1	1993-94 (2404)
10.	74.3	1992-93 (2302)

Lowest Scoring Average:

(minimum 20 games)
60.8, 1975-76, 2008-09

Highest Scoring Margin

1.	+24.2	1980-81
2.	+19.3	1994-95
3.	+17.0	1992-93
4.	+16.1	1981-82
5.	+14.9	1979-80
6.	+13.9	1993-94
6.	+13.9	2001-02
7.	+11.5	1978-79
8.	+11.3	1991-92
9.	+11.1	1988-89
10.	+10.2	1982-83

Lowest Scoring Margin:

(minimum 20 games) -9.7,
1983-84

Lowest Opponent Scoring Average/Season

1.	56.8	1996-97 (1817)
2.	57.3	1992-93 (1775)
3.	57.8	1994-95 (1908)
4.	58.3	2002-03 (1866)
5.	58.7	1991-92 (1821)
6.	59.7	1980-81 (1970)
7.	59.8	1975-76 (1195)
8.	61.2	1993-94 (1958)
9.	61.5	1981-82 (2214)
10.	62.2	2001-02 (2116)

Highest Opponent Scoring Average/Season:

77.6, 1983-84

Field Goals >>>>>>>>

Field Goals Made

1.	1166	1980-81
2.	1100	1981-82
3.	1047	1978-79
4.	1002	1979-80
5.	977	1977-78
6.	949	1994-95
7.	930	2001-02
8.	896	1982-83
8.	896	1987-88
9.	883	1993-94
10.	873	1988-89

Fewest Field Goals Made:

(minimum 20 games) 507,
1975-76

Field Goal Percentage

1.	.552	1977-78
2.	.528	1976-77
3.	.525	1980-81
4.	.477	1982-83
5.	.476	1985-86
6.	.469	1986-87
7.	.464	1981-82
8.	.463	1988-89
9.	.457	1987-88
10.	.456	1992-93
10.	.456	2001-02

Lowest Field Goal Percentage:

(minimum 20 games) .401,
2004-05

Field Goal Pct. Defense (Opp. FG%)

1.	.358	1980-81
2.	.375	1981-82
3.	.384	2001-02
4.	.388	2007-08
5.	.389	1994-95
6.	.390	2002-03
7.	.391	1996-97
8.	.395	1982-83
9.	.396	2006-07
10.	.397	1995-96

Highest Opponent Field Goal Pct: .474, 1983-84

3-Point Field Goals >

3-Pointers Made

1.	236	2007-08
2.	229	2009-10
3.	196	2001-02
4.	175	2003-04
5.	158	2002-03
6.	154	2000-01
7.	151	2008-09
8.	144	2004-05
9.	140	2005-06
10.	139	1997-98

Fewest 3-Pointers Made:

2, 1986-87

3-Point Percentage (minimum 100 attempts)

1.	.408	1988-89 (58-142)
2.	.391	2001-02 (196-501)
3.	.385	1992-93 (85-221)
3.	.385	2000-01 (154-400)
4.	.371	1996-97 (135-364)
5.	.370	2002-03 (158-427)
6.	.367	1987-88 (51-139)
7.	.365	2003-04 (175-480)
8.	.349	1997-98 (139-398)
9.	.344	2009-10 (229-665)
10.	.343	1993-94 (127-370)

Lowest 3-Point Percentage:

.260, 1990-91 (44-169)

Free Throws

Free Throws Made

1.	594	1981-92
1.	594	1987-88
2.	593	2000-01
3.	554	1988-89
4.	545	1979-80
5.	543	1995-96
6.	532	2001-02
7.	517	1986-87
8.	516	1992-93
9.	511	1993-94
10.	504	1994-95

Fewest Free Throws Made:

201, 1975-76

Free Throw Percentage

1.	.774	2000-01 (593-766)
2.	.764	2001-02 (532-696)
3.	.761	2009-10 (360-473)
4.	.758	1986-87 (517-682)
5.	.754	2007-08 (475-630)
6.	.752	2002-03 (456-606)
7.	.751	1979-80 (545-726)
8.	.750	1988-89 (554-739)
9.	.743	2003-04 (404-544)
10.	.740	2005-06 (490-662)

Lowest Free Throw Percentage:

.460, 1975-76 (201-437)

Rebounds >>>>>>>>

Total Rebounds

1.	1760	1981-82
2.	1636	1977-78
3.	1616	1980-81
4.	1440	1978-79
5.	1368	1993-94
5.	1368	1994-95
6.	1349	1995-96
7.	1314	2001-02
8.	1309	1982-83
9.	1298	2007-08
10.	1241	1979-80

Fewest Rebounds: 956, 2008-09

Rebound Average

1.	51.1	1977-78
2.	48.9	1980-81
2.	48.9	1981-82
3.	46.4	1978-79
4.	45.1	1982-83
5.	42.8	1993-94
6.	42.7	1979-80
7.	41.4	1994-95
8.	39.3	1984-85
9.	38.7	1985-86
10.	38.6	2001-02

Lowest Rebound Average:

33.0, 2008-09

Rebound Margin

1.	+14.8	1980-81
2.	+11.3	1981-82
3.	+7.4	1994-95
4.	+5.5	1993-94
5.	+5.3	1978-79
6.	+4.7	1979-80
7.	+3.9	1982-83
8.	+3.7	1991-92
8.	+3.7	2000-01
10.	+3.4	2005-06

Lowest Rebound Margin:

-5.7, 1983-84, 2008-09

Assists >>>>>>>>

Total Assists

1.	739	1978-79
2.	721	1980-81
3.	648	2001-02
4.	623	1981-82
5.	600	1994-95
6.	558	1995-96

7.	557	1982-83
8.	553	2000-01
9.	533	1993-94
10.	521	1979-80

Fewest Team Assists:

337, 2008-09

Assist Average

1.	21.8	1980-81
2.	19.2	1982-83
3.	19.1	2001-02
4.	18.1	1994-95
5.	17.9	1979-80
6.	17.8	2000-01
7.	17.5	1998-99
8.	17.3	1981-82
9.	17.1	1990-91
10.	16.6	1993-94
10.	16.6	1997-98

Lowest Assist Average:

11.6, 2008-09

Blocked Shots >>>>

Total Blocks

1.	185	2007-08
2.	162	2000-01
3.	161	1980-81
4.	143	1981-82
5.	136	1982-83
6.	129	2001-02
7.	116	1998-99
8.	115	2009-10
9.	113	1993-94
10.	107	1995-96
10.	107	1999-00

Fewest Team Blocks:

41, 1988-89

Steals >>>>>>>>

Total Steals

1.	462	1979-80
2.	385	1981-82
3.	370	1992-93
4.	357	1980-81
5.	357	1994-95
6.	355	1990-91
7.	354	1987-88

MISCELLANEOUS TEAM RECORDS



Most Points by CU

RANK	POINTS	OPPONENT	DATE
1.	134	Fort Carson	12/16/80
2.	129	N. Arizona	1/21/80
3.	116	Idaho State	2/13/82
4.	114	St. Francis (Pa.)	11/28/94
5.	112	at N. Arizona	2/14/80
	112	Colorado State	11/16/79
7.	109	Brigham Young	1/29/82
	109	Utah State	3/1/80
	109	Texas-El Paso	2/10/79
10.	108	Pacific Christian	11/18/81
	108	at New Mexico St.	2/7/80

Fewest Points By CU

RANK	POINTS	OPPONENT	DATE
1.	32	at Texas	1/17/09
2.	36	at Kansas State	1/11/03
	36	at UNLV	1/13/78
	36	Arizona	2/24/75
5.	37	Northern Colo.	1/28/75
6.	38	at New Mexico	1/25/75
7.	39	at Utah	1/28/77
	39	at New Mexico St.	1/27/75
9.	40	at Seton Hall	12/9/08
	40	at Baylor	2/22/06
	40	at Texas Tech	1/17/98
	40	at Texas	2/23/05

Largest Margin of Victory

RANK	POINTS	OPPONENT	DATE
1.	101	Fort Carson	12/16/80
2.	82	N. Arizona	1/21/80
3.	73	Utah State	12/13/86
4.	70	New Mexico	12/31/91
5.	67	Texas-El Paso	2/10/79
6.	65	Pacific Christian	11/18/81
7.	64	Colorado State	11/16/79
8.	63	Utah State	1/28/81
9.	62	St. Francis (Pa.)	11/28/94
10.	61	Idaho State	2/13/82

Largest Margin of Defeat

RANK	POINTS	OPPONENT	DATE
1.	73	UNLV	1/9/76
2.	67	at UNLV	1/13/78
3.	62	at Missouri	3/6/84
4.	48	New S. Wales	12/10/76
5.	46	at Baylor	2/22/06
	46	Texas Tech	1/15/05
7.	43	at Texas	2/23/05
8.	42	at Missouri	2/1/84
9.	41	at Nebraska	1/6/99
10.	40	at Texas Tech	1/17/98
	40	at Illinois	1/4/98

Most First Half Points By CU

RANK	POINTS	OPPONENT	DATE
1.	68	Fort Carson	12/16/80
2.	66	N. Arizona	1/21/80
3.	63	Colorado State	11/16/79
4.	61	Sam Houston	12/14/00
5.	60	at N. Arizona	2/14/80
6.	58	Cal State-Fullerton	11/18/05
	58	St. Francis (Pa.)	11/28/94
	58	vs. Texas Christian	12/7/93
9.	57	Idaho State	2/13/82
10.	56	Brigham Young	1/29/82

Fewest First Half Points By CU

RANK	POINTS	OPPONENT	DATE
1.	12	at Texas	1/17/09
2.	13	at Seton Hall	12/9/08
3.	14	at Pacific	12/18/04
	14	at Missouri	3/6/84
5.	15	at Baylor	2/6/10
	15	at Kansas State	1/11/03
	15	vs. Texas A&M	3/7/07
8.	16	at USC	11/18/07
	16	at Baylor	2/22/06
	16	at Minnesota	11/23/03
	16	vs. Washington	12/21/82

Largest Halftime Lead For CU

RANK	POINTS	OPPONENT	DATE
1.	44	Bowling Green	11/23/01
2.	42	vs Southern Utah	12/19/09
	42	Colorado State	11/16/79
4.	38	UC-Irvine	12/30/94
	38	vs. Kansas State	3/7/92
	38	New Mexico	12/31/91
7.	37	Sam Houston	12/14/00
	37	Utah State	12/13/86
9.	36	Long Beach St.	12/19/94
	36	St. Francis (Pa.)	11/28/94

Largest Halftime Deficit For CU

RANK	POINTS	OPPONENT	DATE
1.	40	Missouri	3/6/84
2.	37	Utah	12/5/83
3.	30	at Seton Hall	12/9/08
4.	29	at Kansas State	1/14/06
5.	27	at Oklahoma State	1/14/09
	27	Minnesota	11/23/03
7.	26	at Texas	2/23/05
	26	Stanford	1/2/00
9.	25	at Baylor	2/22/06
10.	23	Oregon	12/4/99
	23	Long Beach St.	3/19/88

Most Second Half Points For CU

RANK	POINTS	OPPONENT	DATE
1.	66	Fort Carson	12/16/80
2.	65	N. Arizona	12/18/93
3.	63	N. Arizona	1/21/80
4.	62	Weber State	2/23/80
5.	60	at New Mexico St.	2/7/80
6.	59	at Oklahoma	2/27/88
	59	Idaho State	2/13/82
8.	58	Adams State	11/23/85
	58	Pacific Christian	11/18/81
	58	Utah State	1/28/81
	58	at New Mexico St.	2/16/80
	58	Texas-El Paso	2/10/79

Fewest Second Half points Scored By CU

RANK	POINTS	OPPONENT	DATE
1.	10	at Texas Tech	1/17/98
2.	15	vs. Texas	3/13/03
3.	16	at Nebraska	1/6/99
4.	17	at Iowa State	3/6/10
	17	at Kansas State	3/1/00
	17	UNLV	1/12/84
7.	18	at Texas Tech	1/26/08
	18	at Texas	2/23/05
	18	at Texas A&M	2/8/03
	18	at Colorado State	1/10/84
	18	vs. Texas	1/7/82

Most Points Scored By A CU Opponent

RANK	POINTS	OPPONENT	DATE
1.	121	UNLV	1/9/76
2.	113	at Missouri	3/6/84
3.	106	at Stanford	12/9/88
	106	at Kansas State	12/6/79
5.	105	at Missouri	2/1/84
6.	103	at Iowa State	2/2/05
	103	at Long Beach St.	3/19/88
	103	at UNLV	1/13/78
	103	New S. Wales	12/10/76
9.	102	vs. Oklahoma	3/8/01

Fewest Points Scored By A CU Opponent

RANK	POINTS	OPPONENT	DATE
1.	22	New Mexico	12/31/91
2.	27	vs. Kansas State	3/7/92
	27	Utah State	12/13/86
4.	29	Texas Southern	12/14/07
	29	Iowa State	2/19/93
6.	33	Kansas State	1/8/93
7.	34	SW Missouri St.	3/17/95
8.	35	Kansas	1/16/02
	35	vs. Temple	1/2/93
	35	vs. Peru State	12/28/77

Most First Half Points By A CU Opponent

RANK	POINTS	OPPONENT	DATE
1.	61	at Utah	12/5/83
2.	56	at Kansas State	1/14/06
	56	vs. Kansas	1/18/80
4.	54	at Missouri	3/6/84
5.	53	at Long Beach St.	3/19/88
6.	52	at Nebraska	1/6/99
	52	at Brigham Young	3/2/79
	52	Weber State	2/17/79
9.	50	at Oklahoma	1/7/06
	50	at Stanford	12/9/88
	50	at Missouri	2/2/85
	50	vs. Kansas State	3/11/83
	50	Utah State	2/16/79

Fewest First Half Points By A CU Opponent

RANK	POINTS	OPPONENT	DATE
1.	8	vs. Kansas State	3/7/92
2.	10	at Wyoming	12/9/98
	10	New Mexico	12/31/91
4.	11	vs. Southern Utah	12/19/09

11	SW Missouri St.	3/17/95
6.	12 Wyoming	12/28/03
	12 Kansas State	2/23/02
	12 Kansas	1/29/02
	12 vs. Iowa State	3/5/97
	12 N. Arizona	2/7/81

Most 2nd Half Points Scored By An Opponent

RANK	POINTS	OPPONENT	DATE
1.	69	vs. Oklahoma State	3/6/89
2.	60	Southern Calif.	12/21/02
	60	at Kansas State	12/6/79
	60	vs. Weber State	3/10/79
5.	59	vs. Drexel	12/27/93
	59	at Missouri	3/6/84
7.	58	at Missouri	2/1/84
	58	at Weber State	2/9/80
9.	57	vs. Oklahoma	3/25/02
	57	at Missouri	1/17/83

Fewest 2nd Half Points Scored By An Opponent

RANK	POINTS	OPPONENT	DATE
1.	12	New Mexico	12/31/91
2.	13	Texas Southern	12/14/07
	13	Iowa State	2/19/93
	13	Utah State	1/28/81
5.	15	Idaho State	1/31/81
	15	vs. Evansville	12/7/02
6.	17	Colorado College	11/20/81
8.	18	Notre Dame	11/15/03
	18	Missouri	2/22/03
	18	Texas A&M	1/18/00
	18	Oklahoma	2/12/97
	18	vs. Oklahoma City	1/9/82



Colorado's 42 point halftime lead against Southern Utah tied for the second largest margin in team history.



SINGLE-GAME BESTS

Points Scored (30 or more)

- 38 Tracy Tripp at Oklahoma State, Feb. 4, 1987
 38 Susan Horner vs. Weber State (AIAW) at Tucson, Ariz., Mar. 10, 1979
 36 Brittany Spears vs. UMass, Nov. 28, 2008
 36 Jasmina Ilic vs. Nebraska, Jan. 4, 2006
 35 Jenny Roulier at Baylor, Feb. 23, 2000
 35 Isabelle Fijalkowski vs. Georgia (NCAA) at Des Moines, Mar. 25, 1995
 34 Brittany Spears at Missouri, Feb. 23, 2010
 34 Jasmina Ilic vs. Cal State-Fullerton, Nov. 18, 2005
 34 Jackie McFarland vs. Cal State-Fullerton, Nov. 18, 2005
 34 Tera Bjorklund vs. North Carolina (NCAA), Mar. 24, 2003
 34 Debbie Johnson vs. Oklahoma State, Feb. 25, 1990
 33 Tera Bjorklund vs. Harvard, Nov. 22, 2003
 33 Lisa Van Goor vs. Utah State, Jan. 11, 1983
 33 Jean Raikes vs. Northern State, Dec. 29, 1977
 33 Jean Raikes vs. Temple Junior College, Nov. 20, 1976
 32 Jackie McFarland vs. Villanova (WNIT), Mar. 27, 2008
 32 Jackie McFarland vs. Texas Tech, Mar. 6, 2007
 32 Tera Bjorklund vs. Nebraska, Feb. 4, 2004
 32 Tera Bjorklund vs. Oklahoma (Big 12) in Dallas, Mar. 12, 2003
 32 Jamillah Lang vs. Nebraska (Big 8), Mar. 6, 1994
 32 Jamillah Lang vs. Southern Illinois (NCAA), Mar. 18, 1992
 32 Tracy Tripp at Kansas State, Feb. 11, 1987
 32 Lisa Van Goor vs. Arizona State, Nov. 19, 1983
 32 Lisa Van Goor at Colorado State, Dec. 20, 1980
 31 Shelley Sheetz vs. Kansas, Jan. 10, 1993
 31 Shelley Sheetz vs. Nebraska, Feb. 29, 1992
 31 Gretchen DeWitte at Oklahoma, Feb. 18, 1987
 30 Jackie McFarland vs. TCU (WNIT), Mar. 30, 2008
 30 Jamillah Lang vs. Wichita State, Nov. 22, 1991
 30 Debbie Johnson vs. Missouri-Kansas City, Dec. 6, 1989
 30 Erin Carson at Nebraska, Neb., Jan. 23, 1985
 30 Diane Hiemstra vs. Colorado State, Dec. 7, 1983
 30 Debbie Descano at Brigham Young (AIAW), Mar. 7, 1980
 30 Margie Sampson at Northern Colorado, Dec. 1, 1978

Field Goals Made (13 or more)

- 17 Tracy Tripp at Oklahoma State, Feb. 4, 1987
 15 Jean Raikes vs. Temple Junior College, Nov. 20, 1976
 14 Jackie McFarland vs. Cal State-Fullerton, Nov. 18, 2005
 14 Jenny Roulier at Baylor, Feb. 23, 2000
 14 Jamillah Lang vs. Missouri, Jan. 16, 1994
 14 Jamillah Lang vs. Southern Illinois (NCAA), Mar. 18, 1992
 14 Diane Hiemstra at Oklahoma State, Jan. 21, 1984
 14 Lisa Van Goor vs. Arizona State, Nov. 19, 1983
 14 Diane Hiemstra vs. Colorado College, Feb. 16, 1983
 14 Susan Horner vs. Weber State (AIAW) at Tucson, Ariz., Mar. 10, 1979
 14 Jean Raikes at Northern State, Dec. 29, 1977
 13 Jackie McFarland vs. Wyoming, Nov. 21, 2005
 13 Tera Bjorklund vs. Texas (Big 12) in Dallas, Mar. 13, 2003
 13 Tera Bjorklund vs. Oklahoma (Big 12) in Dallas, Mar. 12, 2003
 13 Isabelle Fijalkowski vs. Georgia (NCAA) at Des Moines, Mar. 25, 1995
 13 Debbie Johnson at Oklahoma, Jan. 16, 1991
 13 Jamillah Lang vs. Wichita State, Nov. 22, 1991
 13 Debbie Johnson vs. Kansas, Jan. 31, 1990
 13 Debbie Johnson vs. Missouri-Kansas City, Dec. 6, 1989
 13 Gretchen DeWitte at Oklahoma, Feb. 18, 1987
 13 Tracy Tripp at Kansas State, Feb. 11, 1987
 13 Diane Hiemstra vs. Colorado State, Dec. 7, 1983
 13 Lisa Van Goor at Colorado State, Dec. 20, 1980
 13 Margie Sampson at Northern Colorado, Dec. 1, 1978
 13 Doni Fischer vs. Oklahoma State, Jan. 21, 1977

Free Throws Made (11 or more)

- 15 Jackie McFarland vs. Villanova (WNIT), Mar. 27, 2008
 14 Jackie McFarland vs. Texas Tech, Mar. 6, 2007 (14-16)
 14 Shelley Sheetz vs. Arkansas, Dec. 8, 1992 (14-16)

- 14 Debbie Descano vs. Montana State, Feb. 20, 1980 (14-16)
 13 Jackie McFarland vs. TCU (WNIT), Mar. 30, 2008
 13 Shelley Sheetz vs. Nebraska (Big 8) at Salina, Kan., Mar. 18, 1992 (13-16)
 13 Gretchen DeWitte vs. Nebraska, Feb. 7, 1987 (13-13)
 12 Jackie McFarland vs. Missouri, Mar. 5, 2008
 12 Jasmina Ilic vs. Oklahoma, Jan. 20, 2007 (12-13)
 12 Tera Bjorklund vs. North Carolina (NCAA), Mar. 24, 2003 (12-17)
 12 Mandy Nightingale at New Mexico, Nov. 11, 2001 (12-13)
 12 Mandy Nightingale vs. Florida, Dec. 22, 2000 (12-12)
 12 Jenny Roulier vs. Nebraska, Feb. 9, 2000 (12-13)
 12 Erin Scholz vs. Auburn (NCAA), Mar. 17, 1996 (12-17)
 12 Shelley Sheetz vs. Western Kentucky at Seattle, Wash., Dec. 27, 1991 (12-13)
 12 Debbie Johnson vs. Oklahoma State, Feb. 25, 1990 (12-14)
 12 Crystal Ford vs. Kansas, Jan. 20, 1988 (12-13)
 12 Bridget Turner vs. Oklahoma, Jan. 27, 1987 (12-13)
 11 Jackie McFarland at Creighton, Dec. 3, 2005
 11 Tera Bjorklund vs. Rice, Nov. 22, 2002 (11-13)
 11 Mandy Nightingale vs. Texas, Feb. 19, 2000 (11-14)
 11 Shelley Sheetz vs. Kansas, Feb. 12, 1992 (11-11)
 11 Mindy Henry vs. Utah at San Marcos, Texas, Dec. 7, 1991 (11-14)
 11 Bridget Turner vs. UNLV (NCAA), Mar. 18, 1989 (11-17)
 11 Ann Troyan vs. Wyoming, Dec. 1, 1980 (11-12)

Rebounds (17 or more)

- 22 Lisa Van Goor vs. Weber State, Feb. 25, 1981
 21 Raegan Scott at Texas, Feb. 26, 1997
 20 Margie Sampson at Northern Colorado, Dec. 1, 1987
 19 Erin Scholz vs. Southwest Missouri State (NCAA), Mar. 18, 1995
 19 Lisa Van Goor vs. Utah, Dec. 10, 1980
 18 Jackie McFarland at Kansas, Feb. 6, 2007
 18 Erin Scholz vs. Oklahoma State, Jan. 30, 1994
 18 Lisa Van Goor vs. Texas El Paso, Nov. 19, 1982
 18 Gail Hook vs. Weber State, Mar. 14, 1982
 18 Susan Horner vs. Wayne State at Chadron, Neb., Dec. 30, 1977
 17 Erin Scholz vs. Oklahoma State, Jan. 6, 1995
 17 Lisa Van Goor at Portland State, Dec. 20, 1982
 17 Lisa Van Goor vs. Utah State, Feb. 10, 1982
 17 Lisa Van Goor vs. Oklahoma City at Wichita, Kan., Jan. 9, 1982
 17 Lisa Van Goor at Idaho State, Feb. 21, 1981
 17 Linda Gehrke vs. at UNLV, Nev., Jan. 13, 1978

Steals (7 or more)

- 10 Annan Wilson vs. Utah, Jan. 7, 1989
 9 De Celle Thomas vs. Iowa State (Big 8) at Salina, Kan., Mar. 4, 1995
 9 Laurie Welch vs. New Mexico State, Feb. 4, 1982
 9 Sandy Bean at Virginia, Jan. 7, 1980
 8 Ellen Bain vs. Gonzaga, Nov. 23, 1990
 8 Missy Kraai vs. Missouri, Feb. 7, 1990
 8 Annan Wilson vs. Louisiana Tech, Jan. 3, 1989
 8 Tracy Tripp at Nebraska, Feb. 1, 1986
 8 Laurie Welch vs. Colorado State, Dec. 19, 1981
 8 Ann Troyan vs. Colorado State, Nov. 16, 1979
 7 Damietta Velicica vs. Tulane in Fairfield, Conn., Dec. 6, 1997
 7 La Shena Graham at Missouri, Feb. 23, 1997
 7 De Celle Thomas vs. Oklahoma, Feb. 27, 1994
 7 Shelley Sheetz vs. Nebraska, Feb. 29, 1992
 7 Amy Mathern at Oklahoma, Feb. 1, 1992
 7 Annan Wilson at Nebraska, Feb. 3, 1990
 7 Bridget Turner vs. Nebraska, Jan. 30, 1988
 7 Ann Troyan at Duke, Jan. 5, 1980
 7 Laurie Welch at Nebraska, Dec. 8, 1979
 7 Sandy Bean vs. Weber State, Feb. 7, 1978

Assists (11 or more)

- 15 Whitney Law vs. Cal State-Fullerton, Nov. 18, 2005
 14 La Shena Graham vs. Missouri, Feb. 25, 1998

- 14 Lori Mills vs. Brigham Young, Nov. 18, 1983
 12 Ann Troyan vs. Northern Arizona, Jan. 21, 1980
 12 Sandy Bean vs. Northern Colorado, Feb. 1, 1979
 11 Shelley Sheetz vs. St. Francis (Pa.), Nov. 28, 1994
 11 Tracy Tripp vs. Oklahoma State, Feb. 1, 1989
 11 Bridget Turner vs. Illinois State, Nov. 26, 1988
 11 Bridget Turner vs. Kansas, Feb. 19, 1986
 11 Bridget Turner at Oregon, Dec. 28, 1986
 11 Bridget Turner at Brigham Young, Jan. 8, 1986
 11 Julie Hoehing vs. Weber State, Dec. 4, 1982
 11 Ann Troyan at Idaho State, Feb. 1, 1980
 11 Ann Troyan vs. Colorado State, Nov. 16, 1979
 11 Doni Fischer at Northern Colorado, Jan. 27, 1978
 11 Barb Heit vs. Peru State at Chadron, Neb., Dec. 29, 1977

Free Throw Percentage

(10 or more made, 90 percent or better)

- 1.000 (13-13) Gretchen DeWitte vs. Nebraska, Feb. 7, 1987
 1.000 (12-12) Jackie McFarland vs. Missouri, Mar. 5, 2008
 1.000 (12-12) Mandy Nightingale vs. Florida, Dec. 22, 2000
 1.000 (11-11) Shelley Sheetz vs. Kansas, Feb. 12, 1992
 1.000 (10-10) Caley Dow vs. Oregon, Dec. 30, 2005
 1.000 (10-10) Randie Wirt at Missouri, Jan. 31, 2004
 1.000 (10-10) Linda Lappe vs. Oklahoma, Feb. 16, 2003
 1.000 (10-10) Erin Scholz vs. Oklahoma, Feb. 23, 1996
 .938 (15-16) Jackie McFarland vs. Villanova (WNIT), Mar. 27, 2008
 .929 (13-14) Jackie McFarland vs. TCU (WNIT), Mar. 30, 2008
 .923 (12-13) Jasmina Ilic vs. Oklahoma, Jan. 20, 2007
 .923 (12-13) Mandy Nightingale at New Mexico, Nov. 11, 2001
 .923 (12-13) Jenny Roulier vs. Nebraska, Feb. 9, 2000
 .923 (12-13) Shelley Sheetz vs. Western Kentucky in Seattle, Dec. 27, 1991
 .923 (12-13) Crystal Ford vs. Kansas, Jan. 20, 1988
 .923 (12-13) Bridget Turner vs. Oklahoma, Jan. 27, 1987
 .916 (11-12) Ann Troyan vs. Wyoming, Dec. 1, 1980
 .909 (10-11) Jackie McFarland vs. Texas Tech, Jan. 26, 2008
 .909 (10-11) Jackie McFarland vs. Siena, Nov. 23, 2007
 .909 (10-11) Whitney Law vs. Oklahoma State, Feb. 26, 2006; at Creighton, Dec. 3, 2005
 .909 (10-11) Tera Bjorklund vs. Nebraska, Feb. 4, 2004
 .909 (10-11) Erin Scholz vs. Baylor, Jan. 2, 1996
 .909 (10-11) Mindy Henry at Kansas State, Feb. 7, 1993
 .909 (10-11) Erin Carson at Missouri, Jan. 24, 1987
 .909 (10-11) Terri Jackson vs. Wyoming, Dec. 10, 1984
 .909 (10-11) Sandy Bean at Utah, March 1, 1979

Field Goal Percentage

(Eight or more made)

- 1.000 (11-11) Tracy Tripp vs. Wyoming, Dec. 2, 1986
 1.000 (10-10) Tera Bjorklund at Texas, Jan. 31, 2001
 1.000 (9-9) Michell Irving at New Mexico State, Jan. 22, 1981
 1.000 (8-8) LeaAnn Banks at Iowa State, Jan. 21, 1986
 1.000 (8-8) Diane Hiemstra vs. Iowa State, Jan. 8, 1982
 1.000 (8-8) Debbie Descano vs. Weber State, Feb. 23, 1980
 .910 (10-11) Debbie Descano vs. Colorado State, Nov. 16, 1979
 .900 (9-10) Jackie McFarland vs. Cal State Bakersfield, Dec. 28, 2007
 .900 (9-10) Diane Hiemstra vs. Utah State, Jan. 11, 1983
 .889 (8-9) Linda Lappe vs. American in Spokane, Dec. 4, 1998
 .889 (8-9) Melody Johnson vs. Rice, Nov. 30, 1997
 .889 (8-9) Erin Scholz vs. Tulane (NCAA), Mar. 15, 1996
 .889 (8-9) Lauri Weathers vs. St. Francis, Nov. 28, 1994
 .889 (8-9) Jamillah Lang vs. Gonzaga, Nov. 23, 1989
 .889 (8-9) Tracy Tripp at Kansas State, Feb. 17, 1988
 .889 (8-9) LeaAnn Banks vs. UCLA, Dec. 22, 1984
 .889 (8-9) LeaAnn Banks at Florida State, Nov. 23, 1984
 .889 (8-9) Debbie Descano vs. Winnipeg, Dec. 8, 1980

SEASON-BY-SEASON LEADERS



SCORING

Year	Leader	Average
1974-75	Lisa Magno	10.5
1975-76	Michell Irving	10.0
1976-77	Jean Raikes	16.9
1977-78	Lynda Gehrke	14.0
1978-79	Corky O'Rourke	15.4
1979-80	Debbie Descano	16.7
1980-81	Lisa Van Goor	18.5
1981-82	Lisa Van Goor	18.8
1982-83	Lisa Van Goor	17.0
1983-84	Diane Hiemstra	17.6
1984-85	Lisa Van Goor	16.8
1985-86	Erin Carson	14.5
1986-87	Tracy Tripp	16.3
1987-88	Bridget Turner	14.8
1988-89	Bridget Turner	15.1
1989-90	Debbie Johnson	14.4
1990-91	Debbie Johnson	12.8
1991-92	Jamillah Lang	14.3
1992-93	Shelley Sheetz	15.7
1993-94	Jamillah Lang	19.2
1994-95	Isabelle Fijalkowski	16.1
1995-96	Erin Scholz	15.5
1996-97	Erin Scholz	13.3
1997-98	La Shena Graham	11.2
1998-99	Linda Lappe	10.7
1999-00	Jenny Roulier	14.9
2000-01	Mandy Nightingale	13.9
2001-02	Mandy Nightingale	12.9
2002-03	Tera Bjorklund	18.5
2003-04	Tera Bjorklund	18.1
2004-05	Jackie McFarland	10.0
2005-06	Jackie McFarland	17.2
2006-07	Jackie McFarland	17.8
2007-08	Jackie McFarland	18.7
2008-09	Brittany Spears	18.3
2009-10	Brittany Spears	17.7

REBOUNDING

Year	Leader	Average
1974-76	No record kept	
1976-77	Cathy Lanky	11.8
1977-78	Lynda Gehrke	12.3
1978-79	Susan Horner	8.6
1979-80	Sandy Bean	7.9
1980-81	Lisa Van Goor	11.0
1981-82	Lisa Van Goor	10.1
1982-83	Lisa Van Goor	10.3
1983-84	Patty Slighter	7.1
1984-85	LeaAnn Banks	9.6
1985-86	LeaAnn Banks	9.8
1986-87	Bridget Turner	5.6
1987-88	Crystal Ford	6.0
1988-89	Bridget Turner	6.9
1989-90	Debbie Johnson	6.1
1990-91	Debbie Johnson and Jamillah Lang	5.2
1991-92	Abby Wirfs	6.1
1992-93	Mindy Henry	5.9
1993-94	Erin Scholz	8.7
1994-95	Erin Scholz	8.1
1995-96	Erin Scholz	8.0
1996-97	Raegan Scott	8.6
1997-98	Garcia/Swagger/Dilworth	4.6
1998-99	Britt Hartshorn	5.5
1999-00	Sabrina Scott	8.0
2000-01	Britt Hartshorn	6.1

2001-02	Sabrina Scott	5.6
2002-03	Sabrina Scott	6.9
2003-04	Randie Wirt	7.7
2004-05	Anna Nedovic	6.5
2005-06	Jackie McFarland	9.2
2006-07	Jackie McFarland	10.8
2007-08	Jackie McFarland	8.2
2008-09	Brittany Spears	7.8
2009-10	Brittany Spears	7.8

ASSISTS

Year	Leader	Total
1974-77	No record kept	
1977-78	Doni Fischer	111
1978-79	Corky O'Rourke	93
1979-80	Ann Troyan	177
1980-81	Sandy Bean	123
1981-82	Laurie Welch	160
1982-83	Kris Holwerda	154
1983-84	Lori Mills	96
1984-85	Kris Holwerda	101
1985-86	Bridget Turner	167
1986-87	Bridget Turner	137
1987-88	Bridget Turner	166
1988-89	Bridget Turner	147
1989-90	Annan Wilson	131
1990-91	Ellen Bain and Amy Mathern	103
1991-92	Shelley Sheetz	142
1992-93	Shelley Sheetz	112
1993-94	Shelley Sheetz	128
1994-95	Shelley Sheetz	132
1995-96	De Celle Thomas	104
1996-97	La Shena Graham	122
1997-98	La Shena Graham	139
1998-99	Linda Lappe	110
1999-00	Mandy Nightingale	123
2000-01	Mandy Nightingale	121
2001-02	Mandy Nightingale	161
2002-03	Sabrina Scott	102
2003-04	Kate Fagan	84
2004-05	Veronica Johns-Richardson	85
2005-06	Whitney Law	102
2006-07	Whitney Houston	64
2007-08	Susie Powers	110
2008-09	Alyssa Fressle	99
2009-10	Chucky Jeffery	97

STEALS

Year	Leader	Total
1974-78	No record kept	
1978-79	Laurie Welch	61
1979-80	Ann Troyan	101
1980-81	Sandy Bean	74
1981-82	Laurie Welch	120
1982-83	Kris Holwerda	67
1983-84	Julie Hoehing	58
1984-85	LeaAnn Banks	35
1985-86	Bridget Turner	75
1986-87	Bridget Turner	54
1987-88	Bridget Turner	91
1988-89	Annan Wilson	84
1989-90	Annan Wilson	91
1990-91	Amy Mathern	64
1991-92	Shelley Sheetz	74
1992-93	Amy Mathern	75
1993-94	Shelley Sheetz	83
1994-95	Shelley Sheetz	64

1995-96	De Celle Thomas	73
1996-97	Raegan Scott	56
1997-98	La Shena Graham	49
1998-99	Linda Lappe and Chaquita Dilworth	49
1999-00	Jenny Roulier	52
2000-01	Mandy Nightingale	53
2001-02	Mandy Nightingale	51
2002-03	Maria Billingsley	39
2003-04	Randie Wirt	47
2004-05	Veronica Johns-Richardson	59
2005-06	Jackie McFarland	35
2006-07	Jackie McFarland	37
2007-08	Brittany Spears	57
2008-09	Brittany Spears	55
2009-11	Brittany Spears	64

FIELD GOAL PERCENTAGE

Year	Leader	Percentage
1974-77	No record kept	
1977-78	Cathy Lanky	.460
1978-79	Sandy Bean	.533
1979-80	Debbie Descano	.591
1980-81	Debbie Descano	.610
1981-82	Diane Hiemstra	.520
1982-83	Kris Holwerda	.547
1983-84	Nina Smith	.494
1984-85	LeaAnn Banks	.543
1985-86	LeaAnn Banks	.617
1986-87	Crystal Ford	.529
1987-88	Annan Wilson	.551
1988-89	Crystal Ford	.524
1989-90	Debbie Johnson	.518
1990-91	Debbie Johnson	.506
1991-92	Mindy Henry	.531
1992-93	Mindy Henry	.601
1993-94	De Celle Thomas	.488
1994-95	Isabelle Fijalkowski	.595
1995-96	Erin Scholz	.494
1996-97	Raegan Scott	.466
1997-98	Melody Johnson	.529
1998-99	Kami Carmann	.483
1999-00	Britt Hartshorn	.491
2000-01	Britt Hartshorn	.548
2001-02	Tera Bjorklund	.513
2002-03	Tera Bjorklund	.539
2003-04	Tera Bjorklund	.588
2004-05	Kara Richards	.460
2005-06	Jackie McFarland	.514
2006-07	Jackie McFarland	.605
2007-08	Jackie McFarland	.569
2008-09	Kara Richards	.577
2009-10	Chucky Jeffery	.455


FREE THROW PERCENTAGE

Year	Leader	Percentage
1974-75	Lisa Magno	.691
1975-76	Jill Harmon	.591
1976-77	Bobbi Brown	.658
1977-78	Doni Fischer	.738
1978-79	Corky O'Rourke	.794
1979-80	Betsy Bailey	.889
1980-81	Debbie Descano	.810
1981-82	Diane Hiemstra	.822
1982-83	Diane Hiemstra	.821
1983-84	Diane Hiemstra	.786
1984-85	Erin Carson	.812
1985-86	Erin Carson	.804

1986-87	Erin Carson	.855
1987-88	Tracy Tripp	.849
1988-89	Gretchen DeWitte	.882
1989-90	Missy Kraai	.810
1990-91	Missy Kraai	.792
1991-92	Shelley Sheetz	.836
1992-93	Shelley Sheetz	.885
1993-94	Shelley Sheetz	.770
1994-95	Shelley Sheetz	.896
1995-96	Amy Palmer	.852
1996-97	La Shena Graham	.835
1997-98	La Shena Graham	.855
1998-99	Linda Lappe	.827
1999-00	Jenny Roulier	.839
2000-01	Linda Lappe	.859
2001-02	Jenny Roulier	.898
2002-03	Kate Fagan	.954
2003-04	Kate Fagan	.887
2004-05	Jackie McFarland	.708
2005-06	Yari Escalera	.819
2006-07	Jasmina Ilic	.865
2007-08	Bianca Smith	.857
2008-09	Bianca Smith	.788
2009-10	Bianca Smith	.887



Laurie Welch



Shelley Sheetz

DOUBLE DIGIT HISTORY



Career Double-Doubles

Lisa Van Goor	59
Jackie McFarland	46
Erin Scholz	36
Brittany Spears	22
Sandy Bean	22
Britt Hartshorn	19
Sabrina Scott	18
a-Bridget Turner	17
LeaAnn Banks	16
Tera Bjorklund	14
Jamillah Lang	11
Raegan Scott	11
Debbie Descano	10
Julie Hoehing	10
Gail Hook	9
Randie Wirt	9
Debbie Johnson	8
Anna Nedovic	7
Liz Brugger	7
Isabelle Fijalkowski	6
Kami Carmann	6
Susan Horner	6
Kara Richards	5
Aija Putnina	5
Abby Wirfs	5
Michell Irving	5
Mindy Henry	5
Sherrice King	5
Crystal Ford	4
Linda Lappe	4
Patty Slighter	4
Kim Kenyon	3
Shelley Garcia	3
Courtney Dunn	2
Jasmina Ilic	2
Lauren Lubin	2
Caley Dow	2
Alexandra Slokar	2
De Celle Thomas	2
b-Shelley Sheetz	2
Gretchen DeWitte	2
Laurie Weathers	2
Margie Sampson	2
Melody Johnson	2
Nina Smith	2
Whitney Law	2
Chuck Jeffery	1
Julie Seabrook	1
Amy Mathern	1
Betsy Bailey	1
Julie Abendroth	1
Kim Jackson	1
Kim Scheidt	1
Missy Kraai	1
Terri Jackson	1
Tracy Tripp	1
c-Annan Wilson	1

Career Double-Digit Scoring Games (30 or more)

Name	Seasons	Total
Lisa Van Goor	1980-85	108
Jackie McFarland	2004-08	102
Tera Bjorklund	2000-04	93
Shelley Sheetz	1991-95	92
Bridget Turner	1985-89	91
Erin Scholz	1993-97	88
Tracy Tripp	1985-89	80
Diane Hiemstra	1981-84	80
Brittany Spears	2007-	79
Erin Carson	1984-88	76
Mandy Nightingale	1998-02	74
Jenny Roulier	1998-02	74
Jamillah Lang	1990-94	73
Sandy Bean	1978-82	72
Britt Hartshorn	1998-02	71
Crystal Ford	1985-89	61
Kate Fagan	1999-04	54
Bianca Smith	2006-10	52
De Celle Thomas	1992-96	52
Jasmina Ilic	2003-07	51
Julie Hoehing	1980-84	50
Debbie Descano	1979-81	50
Corky O'Rourke	1978-81	50
Gretchen DeWitte	1985-89	49
Sabrina Scott	1999-03	45
La Shena Graham	1995-98	45
Debbie Johnson	1989-91	38
Kara Richards	2004-09	37
Linda Lappe	1998-03	37
Amy Palmer	1992-96	36
Laurie Welch	1978-82	34
Betsy Bailey	1979-81	33
LeaAnn Banks	1984-86	32
Gail Hook	1979-82	31
Eisha Bohman	1998-02	30
Sherrice King	1989-93	30

Career Double-Digit Rebounding Games (10 or More)

Name	Years	Total
Lisa Van Goor	1980-85	63
Jackie McFarland	2004-08	48
Erin Scholz	1993-97	46
LeaAnn Banks	1984-86	29
Sandy Bean	1978-82	26
Brittany Spears	2007-	23
Sabrina Scott	1999-03	23
Britt Hartshorn	1998-02	21
Julie Hoehing	1980-84	17
Raegan Scott	1993-97	16
Tera Bjorklund	2000-04	15
Randie Wirt	2000-04	15
Aija Putnina	2006-08	13
Gail Hook	1979-82	12
Kara Richards	2004-09	11
Jamillah Lang	1991-94	11
Mindy Henry	1989-93	10
Bridget Turner	1985-89	10
Debbie Descano	1979-81	10

Single Season Double-Doubles (Five or more)

Name	Season	Total
Lisa Van Goor	1980-81	20
Lisa Van Goor	1981-82	19
Jackie McFarland	2006-07	18
Lisa Van Goor	1982-83	17

Jackie McFarland	2005-06	14
Erin Scholz	1995-96	12
Erin Scholz	1993-94	9
Jackie McFarland	2007-08	9
Britt Hartshorn	1999-00	9
Sabrina Scott	1999-00	9
LeaAnn Banks	1984-85	9
Brittany Spears	2008-09	8
Erin Scholz	1996-97	8
Brittany Spears	2009-10	7
Brittany Spears	2007-08	7
Randie Wirt	2003-04	7
Raegan Scott	1996-97	7
Erin Scholz	1994-95	7
Jamillah Lang	1993-94	7
LeaAnn Banks	1985-86	7
Julie Hoehing	1982-83	7
Sandy Bean	1981-82	7
Debbie Descano	1979-80	7
Liz Brugger	1979-80	7
Britt Hartshorn	2000-01	6
Isabelle Fijalkowski	1994-95	6
Julie Hoehing	1983-84	6
Gail Hook	1981-82	6
Sandy Bean	1980-81	6
Susan Horner	1978-79	6
Aija Putnina	2007-08	5
Jackie McFarland	2004-05	5
Tera Bjorklund	2003-04	5
Tera Bjorklund	2002-03	5
Debbie Johnson	1989-90	5
Bridget Turner	1988-89	5
Sandy Bean	1978-79	5

Single Season Double-Figure Rebounding Games (10 or more)

Name	Season	Total
Lisa Van Goor	1981-82	21
Lisa Van Goor	1980-81	20
Jackie McFarland	2006-07	19
Lisa Van Goor	1982-83	19
LeaAnn Banks	1985-86	17
Jackie McFarland	2005-06	14
Erin Scholz	1993-94	13
Erin Scholz	1995-96	12
Erin Scholz	1994-95	12
LeaAnn Banks	1984-85	12
Jackie McFarland	2007-08	10
Raegan Scott	1996-97	10
Britt Hartshorn	1999-00	10
Sabrina Scott	1999-00	10
Sandy Bean	1981-82	10

Single Season Double-Figure Scoring Games (20 or more)

Name	Season	Total
Lisa Van Goor	1981-82	34
Jackie McFarland	2007-08	32
Lisa Van Goor	1980-81	32
Tera Bjorklund	2002-03	31
Erin Scholz	1995-96	29
Jamillah Lang	1993-94	29
Jackie McFarland	2006-07	28
Jackie McFarland	2005-06	28
Bridget Turner	1988-89	28
Diane Hiemstra	1983-84	28
Brittany Spears	2008-09	27
Brittany Spears	2007-08	27
Tera Bjorklund	2003-04	27
Isabelle Fijalkowski	1994-95	27
Shelley Sheetz	1994-95	27
Bridget Turner	1987-88	27
Diane Hiemstra	1982-83	27
Lisa Van Goor	1982-83	27
Corky O'Rourke	1978-79	27
Debbie Descano	1980-81	26
Brittany Spears	2009-10	25
Mandy Nightingale	2001-02	25
La Shena Graham	1996-97	25
Diane Hiemstra	1981-82	25
Kate Fagan	2003-04	24
Mandy Nightingale	2000-01	24
Britt Hartshorn	1999-00	24
Jenny Roulier	1999-00	24
Shelley Sheetz	1992-93	24
Crystal Ford	1988-89	24
Tracy Tripp	1986-87	24
Gail Hook	1981-82	24
Debbie Descano	1979-80	24
Erin Carson	1984-85	23
Bianca Smith	2009-10	22
Kate Fagan	2002-03	22
Tera Bjorklund	2001-02	22
Britt Hartshorn	2000-01	22
Erin Scholz	1996-97	22
Gretchen DeWitte	1986-87	22
Sandy Bean	1979-80	22
Susan Horner	1978-79	22
Jenny Roulier	2000-01	21
Shelley Sheetz	1991-92	21
Tracy Tripp	1985-86	21
Kara Richards	2008-09	20
De Celle Thomas	1995-96	20
Erin Scholz	1993-94	20
Shelley Sheetz	1993-94	20
Mindy Henry	1992-93	20
Debbie Johnson	1990-91	20
Erin Carson	1987-88	20
Crystal Ford	1987-88	20
Jean Raikes	1978-79	20

KEY:

- a-10 points/rebounds, 7 points/assists
- b-both points/assists
- c-points/assists

Triple-Double

Sandy Bean

Feb 16, 1979 vs. Utah State
19 points, 11 rebounds, 10 assists

Bean has CU's only triple double. She was just one off, two other times in her career netting 18 points, 16 rebounds and 9 assists vs. Weber State (2/17/79) and 12 points, 12 assists and 9 rebounds vs. Northern Colorado (2/1/79). Five others have been just two off, most recently was Jackie McFarland who had 21 points, 16 rebounds and 8 assists against Oklahoma State in 2008.





MISCELLANEOUS CHARTS

CU in Overtime Games

Season	Opponent (rank)	Score at end of Regulation	Result
Feb. 14, 1976	at Arizona	58-58	L 67-70
Dec. 3, 1977	at St. Mary's		W 79-76
Feb. 4, 1978	at New Mexico State		W 59-57
Jan. 21, 1982	at Utah State	70-70	W 83-74
Dec. 30, 1986	at Minnesota	64-64	L 75-76
Jan. 7, 1987	at Fresno State	62-62	L 69-70
Feb. 11, 1987	at Kansas State	67-67	L 78-85
Feb. 20, 1988	at Nebraska	63-63	L 73-85
Feb. 27, 1988	at Oklahoma	78-78	W 91-88
Dec. 11, 1988	at Arizona	63-63	L 69-75
Mar. 6, 1989	vs. Oklahoma State	83-83/90-90	W 98-92
Jan. 1, 1991	at Arizona	62-62	W 75-69
Jan. 23, 1991	Missouri	69-69	W 74-71
Dec. 27, 1991	Western Kentucky (11)	59-59	W 71-68
Jan. 6, 1992	at Texas A&M	56-56	L 60-69
Mar. 18, 1992	Southern Illinois	69-69	L 80-84
Mar. 7, 1993	vs. Kansas	62-62/72-72	L 78-81
Dec. 20, 1993	at Tennessee (1)	68-68	L 82-86
Jan. 30, 1994	at Oklahoma State	63-63	L 73-75
Mar. 7, 1994	vs. Missouri	62-62	L 79-91
Feb. 24, 1995	at Kansas (23)	73-73	W 90-81
Nov. 17, 1995	Utah	55-55	W 63-61
Feb. 14, 1996	at Nebraska	64-64/70-70	L 75-83
Mar. 17, 1996*	Auburn (19)	57-57	L 61-68
Jan. 18, 1997	at Iowa State	53-53/62-62	W 68-66
Feb. 27, 1999	at Texas A&M	58-58	W 71-69
Feb. 23, 2000	at Baylor	79-79	L 90-91
Feb. 3, 2002	at Texas Tech (13)	63-63	W 74-69
Dec. 31, 2002	at Syracuse	65-65	W 78-75
Nov. 15, 2003	Notre Dame (15)	55-55	W 67-63
Dec. 21, 2004	at Washington	67-67	W 76-74
Jan. 22, 2005	at Oklahoma State	63-63	L 70-76
Nov. 25, 2005	vs. Northern Iowa	58-58	L 65-74
Dec. 19, 2005	vs. Northern Arizona	76-76	L 83-84
Feb. 6, 2007	at Kansas	62-62	L 68-70
Jan. 13, 2008	vs. Iowa State	61-61/69-69	L 77-84
Mar. 30, 2008^	vs. TCU	76-76	W 96-90
Feb. 23, 2010	at Missouri	74-74	W 80-79

18-20 All Time In Overtime, 2-3 in Double Overtime

(Home: 6-3, Road: 11-14, Neutral: 1-3)

*-NCAA Second Round; ^-WNIT Fourth Round

100-Point Games

Date	Opponent	Site	
Dec. 16, 1980	Colorado 134	Fort Carson 33	Boulder
Jan. 21, 1980	Colorado 129	Northern Arizona 47	Boulder
Feb. 13, 1982	Colorado 116	Idaho State 55	Boulder
Nov. 28, 1994	Colorado 114	St. Francis (Pa.) 52	Boulder
Nov. 16, 1979	Colorado 112	Colorado State 48	Boulder
Feb. 14, 1980	Colorado 112	Northern Arizona 76	Boulder
Feb. 10, 1979	Colorado 109	Texas El Paso 42	Boulder
Mar. 1, 1980	Colorado 109	Utah State 89	Boulder
Jan. 29, 1982	Colorado 109	Brigham Young 75	Boulder
Feb. 7, 1980	Colorado 108	New Mexico State 82	Las Cruces, N.M.
Nov. 18, 1981	Colorado 108	Pacific Christian 43	Boulder
Jan. 14, 1978	Colorado 107	Redlands 49	Redlands, Calif.
Feb. 2, 1980	Colorado 107	Utah State 90	Logan, Utah
Nov. 18, 1980	Colorado 107	Colorado Women's College 73	Boulder
Feb. 16, 1980	Colorado 106	New Mexico State 75	Las Cruces, N.M.
Nov. 23, 1985	Colorado 106	Adams State 54	Boulder
Jan. 26, 1979	Colorado 103	Northern Arizona 69	Flagstaff, Ariz.
Dec. 29, 1979	Colorado 103	Colorado Women's College 52	Boulder
Feb. 23, 1980	Colorado 103	Weber State 72	Boulder
Jan. 28, 1981	Colorado 103	Utah State 40	Boulder
Dec. 9, 1987	Colorado 103	Arizona State 63	Boulder
Feb. 16, 1979	Colorado 101	Utah State 96	Boulder
Feb. 24, 1988	Colorado 101	Missouri 88	Boulder
Dec. 7, 1993	Colorado 101	Texas Christian 56	Fort Worth, Texas
Nov. 29, 1982	Colorado 100	Adams State 58	Boulder
Dec. 13, 1986	Colorado 100	Utah State 27	Boulder
Nov. 18, 2005	Colorado 100	Cal State-Fullerton 71	Boulder


Largest Margin of Victory

- 101, Colorado (134) vs. Fort Carson (33) at Boulder, Dec. 16, 1980
- 82, Colorado (129) vs. Northern Arizona (47) at Boulder, Jan. 21, 1980
- 73, Colorado (100) vs. Utah State (27) at Boulder, Dec. 13, 1986
- 70, Colorado (92) vs. New Mexico (22) at Boulder, Dec. 31, 1991
- 67, Colorado (109) vs. Texas-El Paso (42) at Boulder, Feb. 10, 1979
- 65, Colorado (108) vs. Pacific Christian (65) at Boulder, Nov. 18, 1981
- 64, Colorado (112) vs. Colorado State (48) at Boulder, Nov. 16, 1979
- 63, Colorado (103) vs. Utah State (40) at Boulder, Jan. 29, 1981
- 62, Colorado (114) vs. St. Francis (Pa.) (52) at Boulder, Nov. 28, 1994
- 61, Colorado (116) vs. Idaho State (55) at Boulder, Feb. 13, 1982
- 58, Colorado (97) vs. Colorado College (39) at Boulder, Nov. 20, 1981
- 58, Colorado (107) vs. Redlands (49) at Redlands, Calif., Jan. 14, 1978
- 57, Colorado (94) vs. Idaho State (37) at Boulder, Jan. 31, 1981
- 53, Colorado (88) vs. Peru State (35) at Chadron, Neb., Dec. 28, 1977
- 52, Colorado (88) vs. Southern Utah (36) at Boulder, Dec. 19, 2009
- 52, Colorado (106) vs. Adams State (54) at Boulder, Nov. 23, 1985
- 52, Colorado (94) vs. Idaho State (42) at Boulder, Feb. 29, 1980
- 52, Colorado (89) vs. Fort Hays State (37) at Boulder, Jan. 5, 1983
- 52, Colorado (79) vs. Kansas State (27) at Salina, Kansas, Mar. 7, 1992
- 51, Colorado (98) vs. Buffalo (47) at Boulder, Jan. 3, 2004


Colorado's Record by Margin of Victory

Colorado's record when the result of a game was...

By one point:	18-16 (.529)	36-40 Points:	20-7 (.741)	76-80 Points:	0-0 (---)
2-5 Points:	87-89 (.494)	41-45 Points:	15-3 (.833)	81-85 Points:	1-0 (1.000)
6-10 Points:	104-98 (.515)	46-50 Points:	7-3 (.700)	86-90 Points:	0-0 (---)
11-15 Points:	117-78 (.600)	51-55 Points:	10-0 (1.000)	91-95 Points:	0-0 (---)
16-20 Points:	100-60 (.625)	56-60 Points:	3-0 (1.000)	96-100 Points:	0-0 (---)
21-25 Points:	63-32 (.663)	61-65 Points:	5-1 (.833)	101-105 Points:	1-0 (1.000)
26-30 Points:	54-14 (.794)	66-70 Points:	3-0 (1.000)		
31-35 Points:	37-14 (.725)	71-75 Points:	1-1 (.500)		



Mindy Henry



Sandy Bean

NCAA TOURNAMENT RECORDS



COLORADO INDIVIDUAL RECORDS

Field Goals:	14, Jamillah Lang vs. Southern Illinois, Mar. 18, 1992
Field Goals Attempted:	27, Jamillah Lang vs. Southern Illinois, Mar. 18, 1992
Field Goal Percentage:	.813 (13-16), Isabelle Fijalkowski vs. Georgia, Mar. 25, 1995
Three-Point Field Goals:	6, Kate Fagan vs. BYU, Mar. 22, 2003
Three-Point Field Goals Attempted:	12, Mandy Nightingale vs. LSU, Mar. 17, 2002
Three-Point Field Goal Percentage (min. 4 made):	.800 (4-5), Amy Palmer vs. Holy Cross, Mar. 16, 1995 (4-5), La Shena Graham vs. Stephen F. Austin, Mar. 16, 1997 (4-5), Sabrina Scott vs. BYU, Mar. 22, 2003
Free Throws:	12, Erin Scholz vs. Auburn, Mar. 17, 1996; Tera Bjorklund vs. North Carolina, Mar. 24, 2003
Free Throws Attempted:	17, Bridget Turner vs. UNLV, Mar. 18, 1989; Erin Scholz vs. Auburn, Mar. 17, 1996; Tera Bjorklund vs. UNC, Mar. 24, 2003
Free Throw Percentage:	1.000 (9-9), Tera Bjorklund vs. Stanford, Mar. 23, 2002
Offensive Rebounds:	10, Crystal Ford vs. Eastern Illinois, Mar. 16, 1988
Defensive Rebounds:	16, Erin Scholz vs. Southwest Missouri State, Mar. 17, 1995
Total Rebounds:	19 (30/16d), Erin Scholz vs. Southwest Missouri State, Mar. 17, 1995
Points:	35, Isabelle Fijalkowski vs. Georgia, Mar. 25, 1995
Assists:	8 (by four players), most recent Amy Palmer vs. Oregon, Mar. 19, 1994
Blocks:	5, Tera Bjorklund vs. LSU, Mar. 17, 2002, vs. BYU, Mar. 22, 2003
Steals:	6, Bridget Turner vs. UNLV, Mar. 18, 1989

COLORADO TEAM RECORDS

Field Goals:	38 vs. Siena, Mar. 17, 2001
Field Goals Attempted:	75 vs. Marquette, Mar. 16, 1994
Field Goal Percentage:	.633 (38-60) vs. Siena, Mar. 17, 2001
Three-Point Field Goals:	12 vs. BYU, March 22, 2003
Three-Point Field Goals Attempted:	22 vs. LSU, Mar. 17, 2002
Three-Point Field Goal Percentage:	.727 (8-11) vs. Southern, Mar. 15, 2002
Free Throws:	31 vs. UNLV, Mar. 18, 1989, vs. North Carolina, Mar. 24, 2003
Free Throws Attempted:	39 vs. UNLV, Mar. 18, 1989; vs. North Carolina, Mar. 24, 2003
Free Throw Percentage:	.895 (17-19) vs. Oregon, Mar. 19, 1994, vs. Stanford, Mar. 23, 2002
Offensive Rebounds:	29 vs. Eastern Illinois, Mar. 16, 1988
Defensive Rebounds:	40 vs. Southwest Missouri State, Mar. 18, 1995
Rebounds:	60 (270/33d) vs. Marquette, Mar. 16, 1994
Fouls:	26 vs. UNLV, Mar. 18, 1989
Points:	98 vs. Siena, Mar. 17, 2001
Assists:	26 vs. Oregon, Mar. 19, 1994; vs. Southern, Mar. 15, 2002
Fewest Turnovers:	6 vs. Holy Cross, Mar. 16, 1995; vs. Villanova, Mar. 29, 2003
Blocks:	11 vs. Southern, Mar. 15, 2002
Steals:	12 at UC Santa Barbara, Mar. 20, 2004
Fewest Field Goals Made:	42, at UC Santa Barbara, Mar. 20, 2004
Fewest Field Goals Attempted:	47 vs. North Carolina, Mar. 24, 2003
Lowest Field Goal Percentage:	.286 (12-42) at UC Santa Barbara, Mar. 20, 2004
Fewest Free Throws:	4 vs. Vanderbilt, Mar. 19, 2001
Fewest Free Throws Attempted:	4 vs. Vanderbilt, Mar. 19, 2001
Lowest Free Throw Percentage:	.579 (22-38) vs. Tulane, Mar. 15, 1996
Fewest Rebounds:	24 vs. Vanderbilt, Mar. 19, 2001
Fewest Fouls:	9 vs. Holy Cross, Mar. 16, 1995
Fewest Points:	49 at UC Santa Barbara, Mar. 20, 2004
Fewest Assists:	5 at UC Santa Barbara, Mar. 20, 2004, vs. Oklahoma, Mar. 25, 2002
Most Turnovers:	29 vs. Oklahoma, Mar. 25, 2002
Fewest Blocks:	0 (three times), most recent vs. Oklahoma, Mar. 25, 2002
Fewest Steals:	2 (four times), most recent vs. LSU, Mar. 17, 2002

OPPONENT INDIVIDUAL RECORDS

Field Goals:	13, Anita Kaplan, Stanford, Mar. 24, 1994
Field Goals Attempted:	27, Jacklyn Winfield, Southern, Mar. 15, 2002
Field Goal Percentage:	1.000 (6-6), Dana Wilkerson, Long Beach State, Mar. 19, 1988
Three-Point Field Goals:	5 (by five players), most recent Katie Davis, Villanova, Mar. 29, 2003
Three-Point Field Goals Attempted:	10 (twice), most recent Kristen Maskala, Marquette, Mar. 16, 1994
Three-Point Field Goal Percentage (min. 4 made):	.714 (5-7) (twice), most recent LaNeishea Cauffield, Oklahoma, Mar. 25, 2002
Free Throws:	15, Sheryl Swoopes, Texas Tech, Mar. 27, 1993
Free Throws Attempted:	16, Sheryl Swoopes, Texas Tech, Mar. 27, 1993
Free Throw Percentage:	.938 (15-16), Sheryl Swoopes, Texas Tech, Mar. 27, 1993
Offensive Rebounds:	7, Ann Brown, Eastern Illinois, Mar. 16, 1988
Defensive Rebounds:	13, Pauline Jordan, UNLV, Mar. 18, 1989
Total Rebounds:	17, Pauline Jordan, UNLV, Mar. 18, 1989
Points:	36, Sheryl Swoopes, Texas Tech, Mar. 27, 1993
Assists:	10, Lori Goerlitz, Marquette, Mar. 16, 1994
Blocks:	11, Pauline Jordan, UNLV, Mar. 18, 1989
Steals:	6, Barb Perkes, Eastern Illinois, Mar. 16, 1988; Sheryl Swoopes, Texas Tech, Mar. 27, 1993

OPPONENT TEAM RECORDS

Field Goals:	43, Eastern Illinois, Mar. 16, 1988
Field Goals Attempted:	79, Marquette, Mar. 16, 1994
Field Goal Percentage:	.573 (43-75), Long Beach State, Mar. 29, 1988
Three-Point Field Goals:	10, Siena, Mar. 17, 2001
Three-Point Field Goals Attempted:	28, Marquette, Mar. 16, 1994
Three-Point Field Goal Percentage (min. 4 made):	.500 (10-20), Siena, Mar. 17, 2001
Free Throws:	24, at UC Santa Barbara, Mar. 20, 2004, UNLV, Mar. 18, 1989
Free Throws Attempted:	30, UNLV, Mar. 18, 1989
Free Throw Percentage:	.941 (16-17), Long Beach State, Mar. 19, 1988
Offensive Rebounds:	28, Eastern Illinois, Mar. 16, 1988
Defensive Rebounds:	30, Auburn, Mar. 17, 1996
Rebounds:	49, Marquette, Mar. 16, 1994; North Carolina, Mar. 24, 2003
Fouls:	29, Stanford, Mar. 25, 1993
Points:	103, Long Beach State, Mar. 19, 1988
Assists:	23, Oklahoma, Mar. 25, 2002
Fewest Turnovers:	7, Georgia, Mar. 25, 1995
Blocks:	15, UNLV, Mar. 18, 1989
Steals:	14, Long Beach State, Mar. 19, 1988
Fewest Field Goals Made:	11, Southwest Missouri State, Mar. 18, 1995
Fewest Field Goals Attempted:	48, Villanova, Mar. 24, 2003
Lowest Field Goal Percentage:	.204 (11-54), Southwest Missouri State, Mar. 18, 1995
Fewest Free Throws:	2, Holy Cross, Mar. 16, 1995
Fewest Free Throws Attempted:	3, Holy Cross, Mar. 16, 1995
Lowest Free Throw Percentage:	.500 (12-24), Southwest Missouri State, Mar. 18, 1995
Fewest Rebounds:	23, twice, most recent Siena, Mar. 17, 2001
Fewest Fouls:	12, Vanderbilt, Mar. 19, 2001
Fewest Points:	34, Southwest Missouri State, Mar. 18, 1995
Fewest Assists:	6, Southwest Missouri State, Mar. 18, 1995
Most Turnovers:	28, UC-Santa Barbara, Mar. 20, 1993
Fewest Blocks:	0 (four times), most recent Oklahoma, Mar. 25, 2002
Fewest Steals:	2, Vanderbilt, Mar. 19, 2001



COORS CLASSIC RECORDS

INDIVIDUAL RECORDS

(Single Game)



Brittany Spears

Points	36, Brittany Spears, Colorado (vs. UMass), 2008
(Half)	26, Gabriela Marginean, Drexel (vs. Colorado), 2008
Field Goals Made	12, Brittany Spears (vs. UMass), 2008; Robin Hasemann, Western Illinois (vs. Eastern Michigan), 1989
Field Goals Attempted	27, Lori Taylor, Vermont (vs. Fresno State), 1995
Field Goal Percentage (min. 6 att.)	1.000 (7-7), Eisha Bohman, Colorado (vs. Howard), 2000
Three-Point Field Goals Made	6, Katie Ohm, Minnesota (vs. UMass); Melissa Manzer, Siena (vs. Colorado), 2007
Three-Point Field Goals Attempted	13, Jasmina Ilic, Colorado (vs. Utah State), 2005
Three-Point Field Goal Percentage (min. 3 att.)	1.000 (3-3), Hannah Skildum, Colorado (vs. Siena), 2007; Alexis Felts, Colorado (vs. SMU); 1996; Sarah Bolten, Butler (vs. William & Mary), 2000
Free Throws Made	15, Hanna Zavec, Wyoming (vs. Charlotte), 2006
Free Throws Attempted	19, Hanna Zavec, Wyoming (vs. Charlotte), 2006
Free Throw Percentage (min. 6 att.)	1.000 (12-12), Gabriela Marginean, Drexel (vs. Colorado); Lisa Nicholls, Gonzaga (vs. Wisconsin), 1990
Rebounds	18, Dottie Van Gheem, Providence (vs. Eastern Michigan), 1989
Offensive	9, Laura Menty, Siena (vs. Clemson), 2007; Molly Hayes, Idaho State (vs. Colorado), 2003
Defensive	13, Valeriya Berezhynska, Rice (vs. Clemson), 2007
Half (total)	11, Dottie Van Gheem (1st), Providence (vs. Eastern Michigan), 1989; Erin Scholz (1st), Colorado (vs. Vermont), 1995
Assists	14, Shanya Evans, Providence (vs. Eastern Michigan), 1989
Steals	9, Jill Estey, Illinois (vs. Virginia Tech), 1991
Blocked Shots	6, 3 times, last by Emma Markley, Harvard (vs. New Orleans), 2009
Turnovers	11, Whitney Houston, Colorado (vs. Nevada) 2006, Angela Zampella, St. Joseph's (vs. Central Michigan), 1997
Minutes	44, Jessie Briggs, Northern Iowa (vs. Colorado), 2005

INDIVIDUAL RECORDS

(Tournament)



Eisha Bohman

Points	56, Alli Nieman, Idaho, 1998
Field Goals Made	22, Laura Menty, Siena, 2007
Field Goals Attempted	40, Brittany Spears, 2008
Field Goal Percentage (min. 12 att.)	.733 (11-15), Eisha Bohman, Colorado, 2000; Kelly Kuhn, Butler, 2000
Three-Point Field Goals Made	9, Mynette Clark, Wisconsin, 1990
Three-Point Field Goals Attempted	20, Jasmina Rosseel, Drexel, 2008
Three-Point Field Goal Percentage (min. 6 att.)	.667 (4-6) Cat Makarewich, Pennsylvania, 2004
Free Throws Made	19, Lisa Nicholls, Gonzaga, 1990
Free Throws Attempted	25, Alli Nieman (Idaho), 1998
Free Throw Percentage (min. 12 att.)	1.000 (12-12), Vicky Johnson, La. Tech, 1995
Rebounds	26, Molly Hayes, Idaho State, 2003; Tobette Pleasant, Dayton, 1988
Offensive	14 Molly Hayes, Idaho State, 2003
Defensive	21, Justyna Podziemska, Wyoming, 2006
Assists	16, by five players (most recent Jocelyn McIntire, Washington, 1990)
Steals	12, Jill Estey, Illinois, 1991
Blocked Shots	10, Emma Markley, Harvard, 2009
Turnovers	18, Angela Zampella, St. Joseph's, 1997
Minutes	78, Jessie Briggs, Northern Iowa, 2005

TEAM RECORDS

(Single Game)

Points	113, Providence (vs. Eastern Michigan), 1989
Field Goals Made	44, Washington (vs. West Virginia), 1993
Field Goals Attempted	89, Providence (vs. Eastern Michigan), 1989
Field Goal Percentage	.574 (27-47), Siena (vs. Colorado) 2007
Field Goal Percentage, Half	.684 (13-19), Siena (vs. Colorado) 2007
Lowest Field Goal Percentage	.200 (12-60), Georgia Southern (vs. New Orleans), 2009
Three-Point Field Goals Made	14, Minnesota (vs. UMass), 2008
Three-Point Field Goals Attempted	34, Minnesota (vs. UMass), 2008
Three-Point Field Goal Percentage (min. 8 att.)	.636 (7-11), Colorado (vs. SMU), 1996
Free Throws Made	32, Wyoming (vs. Nevada), 2006
Free Throws Attempted	46, Fresno St. (vs. Vermont), 1995
Free Throw Percentage	1.000 (20-20), George Mason vs. Miami (Ohio), 1998
Rebounds	62, Washington (vs. West Virginia), 1993
Offensive	29, Northern Iowa (vs. Colorado), 2005
Defensive	40, Colorado (vs. Nevada), 2006
Half (total)	36, Providence (vs. Eastern Michigan), 2nd, 1989
Assists	36, Washington (vs. West Virginia), 1993
Steals	*24, Colorado (vs. Rice), 1997
Blocked Shots	10, Harvard (vs. New Orleans), 2009; Maryland (vs. Pennsylvania), 2004
Most Turnovers	36, Gonzaga (vs. Colorado), 1990 & Dayton (vs. Colorado), 1988
Fewest Turnovers	5, Vanderbilt (vs. Virginia Tech), 1991

TEAM RECORDS

(Tournament)

Points	186, Washington, 1990
Field Goals Made	70, Washington, 1990 & Eastern Michigan, 1989
Field Goals Attempted	159, Providence, 1989
Field Goal Percentage	.539 (55-102) Colorado, 2006
Three-Point Field Goals Made	19, Colorado, 2007; Wisconsin, 1990
Three-Point Field Goals Attempted	61, Colorado, 2007
Three-Point Field Goal Percentage (min. 16 att.)	.625 (15-24), Colorado, 1996
Free Throws Made	50, Wyoming, 2006
Free Throws Attempted	68, Colorado, 2006
Free Throw Percentage	.870, (20-23), Charlotte, 2006
Rebounds	99, Colorado, 2006, Providence, 1989
Offensive	40, Providence, 1989 & Washington, 1993
Defensive	68, Colorado, 2006
Assists	51, Colorado, 2000
Steals	35, Colorado, 1988, 1997
Blocked Shots	17, Maryland, 2004
Turnovers	66, Gonzaga, 1990

*tied earlier record



CU breaks Cardinal rule

Lady Buffs stop defending champs

MESQUITA, Mont. (AP) — Becky Shene scored 28 points and Stephanie Mack made the key free throw late in the game as Colorado upset defending national champion Stanford 67-47 Thursday night in a women's NCAA West Regional semifinal.

Colorado used a timeout defense to wear out Stanford in the first



Colorado 80
Stanford 67

The 11-game plan was to slow down Stanford," said Colorado coach Gail Berry. "We did like we needed to keep Stanford between 40 and 50 points."

The Lady Buffs (23-2) will meet Texas Tech (28-0) Saturday in the regional championship, with the winner advancing to the Final Four in Atlanta. Stanford (28-0), which had been averaging 79 points, jumped to a 20-0 lead. The Cardinal was up 39-24 at the half and maintained its edge with a 26-10 run in the game.

That's when Colorado's Janellia Lang hit a 15-footer to tie the score at 36. Then Mack's free-throw made basket with 1:53 remaining gave the Lady



Colorado's Stephanie Mack, left, fights for loose ball with Stanford's Molly Goodman.



CU dances to Sweet 16

By John Henderson
MONTICELLO, Colo. — Stanford has been in the national spotlight for the last few weeks. And now it's the Lady Buffs' turn to shine. Colorado's women's basketball team has advanced to the Sweet 16 of the NCAA tournament after defeating defending champion Stanford 67-47 Thursday night in a regional semifinal.

BU BREAK
Colorado's women's basketball team has advanced to the Sweet 16 of the NCAA tournament after defeating defending champion Stanford 67-47 Thursday night in a regional semifinal.



CAUGHT IN THE MIDDLE: CU's offensive flanker gets hounded by LaTasha Davis, left, and Sandra Garris.



HISTORY



ALL-TIME LETTERWINNERS

Name	Years	Number	Position	Height	Hometown (Previous School)
A Julie Abendroth	1981-82	11	C	6-2	Chula Vista, Calif (Hilltop)
Dana Anderson	1975	5			
Nicky Anderson	1990-91	24	G	5-8	McVilleville, N.D. (McVilleville/Lake Region JC)
B Betsy Bailey	1980-81	12	G/F	5-9	Falls Church, Va. (Marshall/Maryland)
Ellen Bain	1991	12	G	5-5	Granville, Ohio (Granville/Holy Cross)
Melinda Balm	1986	42	F	6-4	Northglenn, Calif. (Northglenn/DePaul)
LeaAnn Banks	1985-86	11	F/C	6-1	Vinita, Okla. (Vinita/Eastern Okla. State)
Sandy Bean	1979-80-81-82	30	F	5-9	Northglenn, Colo. (Northglenn)
Penny Berg	1978	20	G	5-8	Dolton, Ill. (Thorridge)
Maria Billingsley	2003-04	10	G	5-6	Stockholm, Sweden (Central Arizona College)
Tera Bjorklund	2001-02-03-04	50	C	6-5	St. Peter, Minn. (Sibley East)
Britney Blythe	2008-09-10	4	G	5-9	San Mateo, Calif. (St. Ignatius Prep)
Eisha Bohman	1999-2000-01-02	42	F	5-10	Oceanside, Calif. (Rancho Buena Vista)
Cynthia Boyd	1975	11			
Ericka Bradford	1996-97	23	F	6-1	Lenexa, Kan. (Olathe North)
Jane Brinkman	1992	31	G	5-10	Cheyenne, Wyo. (Cheyenne Central)
Bobbi Brown	1977-78-79	12	G	5-6	Arvada, Colo.
Liz Brugger	1979-80	25	F	5-11	Westminster, Colo. (Westminster)
Rachel Bryan	1998	12	F	6-2	Starkboro, Vt. (Mt. Abraham's Union)
C Kami Carmann	1998-99-2000-01	55	F/C	6-3	Littleton, Colo. (Arapahoe)
Erin Carson	1985-86-87-88	33	G	5-11	Abbotsford, B.C. (Abbotsford)
Yvonne Casares	1975	35			
Jenny Circle	1997-98	10	F	6-2	Menlo Park, Calif. (Sacred Heart/Southern Cal)
Rita Clark	1975	13			
Rasheeda Clark	1997	20	G	5-10	Ontario, Calif. (Chino)
Martha Cromartie	1976-77-78	34/42	G	5-9	Chapel Hill, N.C. (Chapel Hill)
Gayle Culler	1977	20	G	5-5	High Point, N.C.
D Chelsea Dale	2008-09-10	21	G/F	6-1	Palos Verdes Estates, Calif. (Palos Verdes)
Virginie Delepine	2000-01-02	15	F	6-4	Loeuilly, France (Marguerite de Navarre/Reims)
Debbie Descano	1980-81	11	C/F	5-11	Upper Darby, Pa. (Prendergast/St. Joseph's)
Gretchen DeWitte	1986-87-88-89	32	F	6-0	Palm Desert, Calif. (Indio)
Chaquita Dilworth	1998-99	31	F	5-11	Temple, Texas (Temple)
Caley Dow	2006-07-08	40	F	6-2	Littleton, Colo. (Arapahoe)
Sue Drake	1976	32	G	5-4	Greeley, Colo. (Greeley Central)
Sheryl Dumont	1977	3	G	5-6	North Chelmsford, Mass.
Angie Duncan	1985	12	G	5-6	Muskogee, Okla. (Muskogee/Eastern Okla. State)
Courtney Dunn	2008-09-10	34	C	6-4	Berkeley, Calif. (St. Mary's)
E Yari Escalera	2005-06	23	G	5-6	Humacao, P.R. (Colegio San Antonio Abad)
F Kate Fagan	2001-02-03-04	3/1	G	5-9	Schenectady, N.Y. (Niskayuna)
Alexis Felts	1995-96-97-98	22	G	5-6	Menlo Park, Calif. (Sacred Heart)
Isabelle Fijkowski	1995	13	C	6-5	Clermont-Ferrand, France (Blaise Pascal University)
Doni Fischer	1976-77-78	11	G/F	5-7	Lakewood, Colo. (Alameda)
Crystal Ford	1986-87-88-89	34	C	6-2	Kansas City, Mo. (Hickman Mills)
Alyssa Fressle	2009-10	1	G	5-10	Highlands Ranch, Colo. (Highlands Ranch)
G Shelley Garcia	1995-96-98-99	33	F	6-0	Frederick, Colo. (Boulder)
Tami Garnett	2005-06	52	C	6-3	Arlington, Texas (Sam Houston/Central Arizona)
Lynda Gehrke	1978	32	C	6-1	Tucson, Ariz. (Pima JC/UNLV)
Jeannie Glasco	1975				
Diane Goldenstein	1975	20			
La Shena Graham	1995-96-97-98	21	G	5-4	Independence, Mo. (William Chrisman)
Sue Grubb	1975	31			
H Jill Harmon	1976	31	G	5-5	Canfield, Ohio (Canfield)
Cecie Harris	1991	32	G	5-8	Olathe, Kan. (Olathe North)
Britt Hartshorn	1999-2000-01-02	00	C	6-4	Lamar, Colo. (Lamar)



Sandy Bean



Eisha Bohman



Kami Carmann



Gretchen Dewitte



Kate Fagan




Alexis Felts

ALL-TIME LETTERWINNERS

Name	Years	Number	Position	Height	Hometown (Previous School)
H Michelle Hasheider	1996-97-99	40	G	5-7	Okawville, Ill. (Okawville)
Mindy Henry	1990-91-92-93	25	F	6-2	Merino, Colo. (Merino)
Barb Heit	1978	14	G	5-9	Denver, Colo. (Marycrest)
Kelly Hennings	1988	22	F	5-11	Cedar Rapids, Iowa (Benton Community)
Diane Hiemstra	1982-83-84	12	G	5-11	Yankton, S.D. (Yankton/Oregon)
Tiffany Hill	1984	5	F	6-0	Boulder, Colo. (Fairview)
Melissa Hobbs	2003	21/22	F/G	6-0	Woodward, Okla. (Woodward)
Julie Hoehing	1981-82-83-84	21	F	5-10	Sylvania, Ohio (Northview)
Kris Holwerda	1982-83-85-86	23	G	5-10	Brookings, S.D. (Brookings)
Gail Hook	1980-81-82	43	F	6-1	Rockville, Md. (Rockville)
Susan Horner	1978-79	22	C/F	6-1	Universal City, Texas (Temple JC)
Whitney Houston	2007-08-10	1/3	G	5-5	Memphis, Tenn. (Hillcrest)
Leslie Howard	2004	14	G	5-10	Salem, Mo. (Salem)
Amy Hulstrom	1986-87	44	F	6-0	Northglenn, Colo. (Northglenn)
I Jasmina Ilic	2004-05-06-07	21	G/F	6-1	Becej, Serbia (Laza Kostic)
Michell Irving	1976-79-80-81	22	C/F	6-0	Fort Wayne, Ind. (South Side)
J Kim Jackson	1983	10	F	6-1	Aurora, Colo. (Hinkley)
Terri Jackson	1983-85	13	G	5-9	Denver, Colo. (Thomas Jefferson)
Tinker Jacobs	1994-95-96-97	50	F	6-1	Boulder, Colo. (Boulder)
Debbie Jacobson	1989-90-91	13	F	5-11	Evanston, Wyo. (Evanston)
Chucky Jeffery	2010	23	G	5-10	Colorado Springs, Colo. (Sierra)
Debbie Johnson	1990-91	22	C	6-5	Lorraine, Kan. (Quivira/Barton County CC)
Melody Johnson	1998-99	35	C	6-2	Colorado Springs, Colo. (Palmer)
Val Johnson	1995	32	G	5-9	Colorado Springs, Colo. (Doherty)
Veronica Johns-Richardson	2002-03-04-05	5	G/F	5-9	Fullerton, Calif. (Troy)
Cecily Jones	2003-04	55	C	6-3	Katy, Texas (Katy)
Lisa Jones	1977	14	F	5-9	Boulder, Colo.
Tiesha Jones	1994-95	53	F	6-0	Kansas City, Kan. (Washington)
K Kim Kenyon	1980-81-82-83	33	F	5-9	Englewood, Colo. (Cherry Creek)
Karen King	1975	3			
Sherrice King	1990-91-92-93	44	F	6-2	Colorado Springs, Colo. (Rampart)
Caroline Koechlin	2001	5	G	5-6	Montpellier, France (Brugiere/Marseille Provence)
Monica Kosenski	1987	13	F	6-0	Boulder, Colo. (Fairview)
Kathy Kosorok	1976	33	G	5-4	Boulder, Colo. (Boulder)
Missy Kraai	1990-91-92	30	G	5-8	Canyon, Texas (Canyon)
L Liz Lampros	1986-87	51	F	5-10	Port St. Lucie, Fla. (Ft. Pierce Central/Auburn)
Jamillah Lang	1991-92-93-94	54	F	6-0	Kansas City, Kan. (Washington)
Cathy Lanky	1977-78	25	C	6-1	Lakewood, Colo. (Green Mountain)
Linda Lappe	1999-2001-02-03	13	F	6-0	Morning Sun, Iowa (Winfield-Mt. Union)
Whitney Law	2004-05-06	24	G	5-11	Littleton, Colo. (Chatfield/Georgia)
Sarah Lini	2002-03-04-05	34	F	6-0	Aarhus, Denmark (Statsgymnasium)
Lauren Lubin	2005-06	10	G	5-8	Winnetka, Ill. (New Trier)
M Melissa MacFarlane	2010	55	C	6-7	Omaha, Neb. (Millard North)
Stephanie Mack	1990-91-92-93	3	G	5-5	Corpus Christi, Texas (Richard King)
Gail Madden	1976	15	G	5-4	Boulder, Colo. (Fairview)
Lisa Magno-Jones	1975-76-77	14	F	5-9	Boulder, Colo. (Boulder)
Brenna Malcolm-Peck	2010	24	G/F	6-2	Boulder, Colo. (Horizon)
Meagan Malcolm-Peck	2010	14	G/F	6-2	Boulder, Colo. (Horizon)
Denise Mallett	1979	12			
Dana Manning	1977	32	F	5-9	Salinas, Calif.
Benita Martin	1990	10	G	5-7	Denver, Colo. (Barton County CC)
Amy Mathern	1990-91-92-93	42	F	5-9	Lyons, Colo. (Lyons)
Elise McConnell	1976	40	G	5-6	Santa Barbara, Calif. (San Marcos)
Kim McCoy	1975-76	4	F/C	5-9	Boulder, Colo. (Fairview)
Jackie McFarland	2005-06-07-08	45	F	6-3	Derby, Kan. (Derby)
Ann McKinley	1982	13	G	5-9	Grand Junction, Colo. (Grand Junction/Arizona State)
Rhonica McKinney	1991-92-93	23	G	6-0	Dallas, Texas (Roosevelt)




La Shena Graham



Mindy Henry



Veronica Johns-Richardson



Sherrice King



Whitney Law



Stephanie Mack



Name	Years	Number	Position	Height	Hometown (Previous School)	
M	Amber Metoyer	2003-04	2	F	5-10	Boulder, Colo. (Fairview)
	Lori Mills	1984	15	G	5-6	Inez, Ky. (Sheldon Clark)
	Julie Moore	1984-85-86-87	10	G	5-6	St. Louis, Mo. (Ladue)
	Kelly Jo Mullaney	2009-10	32	G	5-8	Minneapolis, Minn. (The Breck School/Colorado State)
	Aileen Murray	1984-85	35	F/G	5-9	Burlingame, Calif. (Burlingame)
N	Anna Nedovic	2004-05-06-07	12	F	6-4	Ballerup, Denmark (Falkonergaarden)
	Mandy Nightingale	1999-2000-01-02	11/32/23	G	5-6	Sapulpa, Okla. (Sapulpa)
O	Maureen O'Farrell	1975	35			
	Corky O'Rourke	1979-80-81	20	G/F	5-7	Gahanna, Ohio (Lincoln/St. Joseph's)
P	Amy Palmer	1993-94-95-96	10	G	5-7	Ragley, La. (South Beauregard)
	Debbie Pellini	1975-76	41	F	5-9	Parshall, Colo. (Middle Park)
	Dina Piterniece	2008-09	23	G/F	6-2	Riga, Latvia (Odessa College)
	Susie Powers	2007-08	3/12	G	5-10	Centennial, Colo. (Highlands Ranch)
	Aija Putnina	2007-08	33	F	6-3	Riga, Latvia (Regis, Colo.)
	Therese Puchalski	1985	24	G	5-10	Fountain Valley, Calif. (Fountain Valley)
	Jean Raikes	1977-78-79-80	21	G/F	5-8	Boulder, Colo. (Fairview)
R	Kelly Reilly	1982-83	20	G	5-7	Lakewood, Colo. (Green Mountain)
	Kara Richards	2005-07-08-09	44	C	6-4	Graham, Texas (Graham)
	Rory Robertson	1987-88	25	C	6-4	Napa, Calif. (Napa)
	Jenny Roulier	1999-2000-01-02	21	G	5-9	Englewood, Colo. (Cherry Creek)
	Candace Rucker	2006	23	G	5-10	Memphis, Tenn. (Northside)
S	Margie Sampson	1979	32			
	Gina Scaletta	2000	12	G	5-10	Richland Center, Wisc. (Richland Center)
	Kim Scheidt	1979-80-81	55	F	5-11	Fort Morgan, Colo. (Ft. Morgan)
	Sheri Schmell	1993	45	G	5-10	Seymour, Iowa (Seymour)
	Erin Scholz	1994-95-96-97	44	F	6-3	Colorado Springs, Colo. (Doherty)
	Raegan Scott	1994-95-96-97	52	F	6-4	Orem, Utah (Mountain View)
	Sabrina Scott	2000-01-02-03	22	F	6-2	Lake Oswego, Ore. (Lakeridge)
	Julie Seabrook	2009-10	15	F	6-3	North Vancouver, B.C. (St. Mary's/NEDA)
	Barb Sears	1975				
	Shelley Sheetz	1992-93-94-95	20	G	5-6	Cedar Rapids, Iowa (Kennedy)
	Vanessa Sheffield	1983	22	F	5-10	Aurora, Colo. (Aurora Central)
	Kamala Sherman	1990-91	33	F	6-2	St. Joseph, Mo. (St. Joseph Central)
	Kathy Simpson	1976	25	C	5-11	Boulder, Colo. (Boulder)
	Hannah Skildum	2006-07-08-09	11	G/F	6-0	North Oaks, Minn. (Mounds View)
	Patty Slighter	1982-83-84-85	44	F	6-1	Greeley, Colo. (Greeley Central)
	Aleksandra Slokar	1993-94-95-96	14	F	6-2	LaCrosse, Wisc. (Logan)
	Bianca Smith	2007-08-09-10	2	G	5-9	Missouri City, Texas (Bellaire)
	Nina Smith	1984-85	22	F	5-9	Mullins, S.C. (Mullins)
	Brittany Spears	2008-09-10	22	F	6-1	Pasadena, Calif. (Pasadena/Notre Dame Prep)
	Diana Spencer	2000-01-02-03	30/33	F	5-11	Fayetteville, N.Y. (Fayetteville Manlius)
	Syreeta Stafford	2002	3	G	5-4	Torrance, Calif. (Narbonne)
	Holly Stanish	1994	3	G	5-4	Vail, Colo. (Battle Mountain)
	Rosland Starks-Wilson	1987-88-89	55	F	6-0	Denver, Colo. (East)
Rehema Stephens	1988	30	G/F	5-11	Oakland, Calif. (Oakland Tech)	
Shannon Strickland	1984	32	G	5-6	Seattle, Wash. (Shorecrest)	
Nikki Swagger	1998-99	44	F	6-2	Colorado Springs, Colo. (Doherty)	
Charlotte Szynski	1976	35	F	5-6	Englewood, Colo. (Cherry Creek)	
T	Jen Terry	1994-95-96-97	34	F	5-11	Springfield, Va. (West Springfield)
	Isabelle Tetrault	1989	30	F	6-3	Montreal, Quebec (Cejep Ahuntsic)
	De Celle Thomas	1993-94-95-96	11	G	5-8	San Antonio, Texas (Brackenridge)
	Tracy Tripp	1986-87-88-89	21	G	5-9	Ft. Collins, Colo. (Ft. Collins)
	Ann Troyan	1980	23	G	5-7	Havertown, Pa. (Archbishop Carroll)
	Jen Tubergen	1989-90	51	G	6-0	Denver, Colo. (Denver Christian)
	Bridget Turner	1986-87-88-89	24	G	5-8	Aurora, Colo. (Hinkley)



Amy Mathern



Corky O'Rourke



Kara Richards



Erin Scholz



Hannah Skildum



Di Spencer

ALL-TIME LETTERWINNERS



	Name	Years	Number	Position	Height	Hometown (Previous School)
U	Marilyn Usick	1975-76	24			
V	Lisa Van Goor	1981-82-83-85	25	C	6-3	Yankton, S.D. (Yankton)
	Damietta Velicica	1997-98	14	F	5-10	Medias, Romania (Cowley CC)
W	Carol Walderman	1980	44	F	5-10	Manhasset, N.Y. (Centereach)
	Courtney Wallace	2006-07	13	F	5-10	Colorado Springs, Colo. (Air Academy)
	Molly Wampler	1988-89	35	F	6-1	Cerritos, Calif. (Gahr)
	Emily Waner	2004	4	G	5-8	Highlands Ranch, Colo. (ThunderRidge)
	Lauri Weathers	1994-95-96-97	25	G	5-9	Corpus Christi, Texas (Flour Bluff)
	Lisa Weatherspoon	1988-89	12	G	5-8	Midwest City, Okla. (Carl Albert)
	Nikki Weddle	1998-99	5	G	5-3	Denver, Colo. (Montbello)
	Laurie Welch	1979-80-81-82	35	G	5-8	Golden, Colo. (Golden)
	Nancy Werkmeister	1975-76	23			
	Stacey Whitfield	1983	35	G	5-7	Colorado Springs, Colo. (Harrison)
	Justa Whitt	1993-94	22	C	6-4	Durango, Colo. (Durango)
	Karen Wilken	1997	51	F	5-9	Fairbanks, Alaska (Lathrop)
	Annan Wilson	1987-88-89-90	11	G	5-4	Lake Oswego, Ore. (Lake Oswego)
	Candi Winn	1976	34	F	5-7	Lakewood, Colo. (Bear Creek)
	Abby Wirfs	1990-91-92-93	50	C	6-2	LaPine, Ore. (LaPine)
	Randie Wirt	2001-02-03-04	54	F	6-2	New Prague, Minn. (New Prague)
	Cheryl Woodford	1987-88-89-90	31	F	6-1	Evergreen, Colo. (Evergreen)
	Jackie Wright	1975				



Jen Terry



Laurie Weathers



Randie Wirt

1,000 POINTS, 1,000 REBOUNDS

Only three players in CU history have recorded 1,000 career rebounds, coincidentally all three are 1,000 point scorers making this 1,000-1,000 double club an exclusive list. Lisa Van Goor ranks first in both categories scoring 2,067 points and grabbing 1,145 rebounds from 1980-85. Erin Scholz is CU's second-best career rebounder with 1,067 and is fifth in career scoring with 1,621 points from 1993-97. Jackie McFarland is CU's third all-time rebounder with 1,049 and second all-time scorer with 1,957 points from 2004-08.



Lisa Van Goor



Erin Scholz



Jackie McFarland



1,000 POINT SCORERS

Just 23 players own membership in CU's 1,000 point club in 36 seasons of Colorado women's basketball. Jeannie Raikes was the first to do so, reaching her 1,000th point on Dec. 20, 1980. Lisa Van Goor was the fastest player to reach 1,000 points, getting there in just 55 games and the first sophomore ever at CU to accomplish the feat. Current CU standout Brittany Spears joined her in 2009, reaching 1,000 in her 63rd game; the final game of her sophomore season. Seven players have reached 1,000 points as juniors: Shelley Sheetz, Tracy Tripp, Erin Carson, Bridget Turner, Erin Scholz, Tera Bjorklund and Jackie McFarland.



Lisa Van Goor

Yankton, S.D. (1980-83, 85)

2,067 Points

1,000th point scored on January 23, 1982 against Utah, her 55th career game. The first sophomore ever to reach 1,000 points in CU history.

Year	G-GS	FG-FGA	Pct.	3FG-FGA	Pct.	FT-FTA	Pct.	Rebs.	Avg.	Ast	Stl	Blk	TO	Pts	Avg.
1980-81	33-33	266-491	.542			78-127	.674	363	11.0	38	21	100	90	610	18.5
1981-82	36-36	281-609	.461			116-184	.630	365	10.1	31	25	76	78	678	18.8
1982-83	29-29	202-454	.445			88-144	.611	299	10.3	31	43	82	75	492	17.0
1983-84	4-2	28-44	.636			13-19	.684	20	5.0	3	5	5	6	69	17.3
1984-85	13-8	85-189	.450			48-73	.658	98	7.5	8	9	26	28	218	16.8
TOTALS	115-108	862-1787	.482			343-547	.627	1145	10.0	111	103	289	277	2067	18.0



Jackie McFarland

Derby, Kan. (2004-08)

1,957 Points

1,000th point scored on December 13, 2006 against South Dakota State, her 68th game

Year	GP	GS	Min	Avg	FG	FGA	Pct	3FG	FGA	Pct	FT	FTA	Pct	Off	Def	Tot	Avg	PF	FO	A	TO	B	S	Pts	Avg
2004-05	27	6	598	22.1	98	224	.438	0	0	.000	75	106	.708	65	103	168	6.2	60	2	33	75	24	19	271	10.0
2005-06	30	29	1020	34.0	183	356	.514	3	18	.167	147	184	.799	112	165	277	9.2	99	6	60	112	41	35	516	17.2
2006-07	30	30	1091	36.4	181	299	.605	10	19	.526	161	211	.763	116	209	325	10.8	85	3	50	116	35	37	533	17.8
2007-08	34	34	1219	35.9	209	367	.569	16	45	.356	203	257	.790	94	185	279	8.2	102	3	90	137	38	31	637	18.7
TOTALS	121	99	3928	32.5	671	1246	.539	29	82	.354	586	758	.773	387	662	1049	8.7	346	16	233	440	138	122	1957	16.2




Tera Bjorklund

St. Peter, Minn. (2000-04)

1,858 Points

1,000th point scored on January 26, 2003 vs. Texas Tech, her 81st game.

Year	GP	GS	Min	Avg	FG	FGA	Pct	Total		Pct	FT	FTA	Pct	Rebounds		Tot	Avg	PF	FO	Ast	TO	Blk	Stl	Pts	Avg
								FG	FGA					Off	Def										
2000-01	31	0	461	14.9	98	198	.495	0	0	.000	103	126	.817	43	69	112	3.6	67	0	13	49	14	14	299	9.6
2001-02	34	13	672	19.8	155	302	.513	0	0	.000	115	146	.788	53	110	163	4.8	62	0	43	76	37	18	425	12.5
2002-03	32	32	1004	31.4	229	425	.539	0	0	.000	134	173	.775	65	152	217	6.8	81	2	84	85	46	24	592	18.5
2003-04	30	30	1018	33.9	211	359	.588	0	0	.000	120	162	.741	68	163	231	7.7	66	1	68	74	27	24	542	18.1
TOTAL	127	75	3155	24.8	693	1284	.540	0	0	.000	472	607	.778	229	494	723	5.7	276	3	208	284	124	80	1858	14.6



Shelley Sheetz

Cedar Rapids, Iowa (1991-95)

1,775 Points

1,000th point scored on December 18, 1993 against Northern Arizona, her 67th career game. Third-fastest player to reach 1,000 points.

Year	G-GS	FG-FGA	Pct.	3FG-FGA	Pct.	FT-FTA	Pct.	Rebs.	Avg.	Ast	Stl	Blk	TO	Pts	Avg.
1991-92	30-30	132-336	.393	55-150	.367	110-131	.840	118	3.9	135	73	2	111	437	14.1
1992-93	31-30	146-327	.446	71-158	.449	123-139	.885	99	3.2	122	67	2	104	486	15.7
1993-94	32-32	135-370	.365	68-189	.360	87-113	.770	138	4.3	128	83	2	102	425	13.3
1994-95	33-33	134-325	.412	56-156	.369	103-115	.896	133	4.0	132	64	1	62	427	13.9
TOTALS	127-126	549-1367	.402	252-661	.381	425-501	.849	494	3.9	514	287	7	380	1775	13.9




Erin Scholz

Colorado Springs, Colo. (1993-97)

1,621 Points

1,000th point scored on February 3, 1996 against Kansas, her 89th game.

Year	G-GS	FG-FGA	Pct.	3FG-FGA	Pct.	FT-FTA	Pct.	Rebs.	Avg.	Ast	Stl	Blk	TO	Pts	Avg.
1993-94	32-29	118-296	.399	0-2	.000	107-161	.665	278	8.7	76	38	52	88	343	10.7
1994-95	33-32	129-271	.476	1-1	1.000	51-104	.490	266	8.1	95	39	21	80	310	9.4
1995-96	35-34	197-399	.494	2-3	.667	148-227	.652	279	8.0	80	34	26	97	544	15.5
1996-97	32-32	162-381	.425	10-21	.476	90-138	.652	244	7.6	93	34	26	95	424	13.3
TOTALS	132-127	606-1347	.450	13-27	.481	396-630	.629	1067	8.1	344	145	125	360	1621	12.3



Bridget Turner

Aurora, Colo. (1985-89)

1,599 Points

1,000th point scored on February 24, 1988 against Missouri, her 82nd game.

Year	G-GS	FG-FGA	Pct.	3FG-FGA	Pct.	FT-FTA	Pct.	Rebs.	Avg.	Ast	Stl	Blk	TO	Pts	Avg.
1985-86	30-30	121-320	.378			96-153	.627	175	5.8	167	75	13	153	338	11.3
1986-87	27-26	114-268	.425			91-124	.734	150	5.6	137	54	6	109	319	11.8
1987-88	32-30	160-387	.413	1-5	.200	153-218	.702	187	5.8	166	91	9	127	474	14.8
1988-89	31-31	157-344	.456	0-3	.000	154-222	.694	213	6.9	147	64	7	98	468	15.1
TOTALS	120-117	552-1319	.418	1-8	.125	494-717	.689	725	6.0	617	284	35	487	1599	13.3

1,000 POINT SCORERS



Jamillah Lang **Kansas City, Kan. (1990-94)** **1,596 Points**

1,000th point scored on November 26, 1993 against Weber State, her 82nd game.

Year	G-GS	FG-FGA	Pct.	3FG-FGA	Pct.	FT-FTA	Pct.	Rebs.	Avg.	Ast	Stl	Blk	TO	Pts	Avg.
1990-91	29-0	133-311	.428	1-8	.125	83-117	.709	151	5.2	13	35	4	42	350	12.1
1991-92	27-5	150-350	.429	1-8	.125	85-119	.714	142	5.3	13	37	5	58	386	14.3
1992-93	25-0	91-240	.379	5-11	.455	58-94	.617	102	4.1	5	25	5	39	245	9.8
1993-94	32-31	243-515	.472	19-59	.322	110-167	.659	224	7.0	52	51	11	82	615	19.2
TOTALS	113-34	617-1416	.436	26-86	.302	336-497	.676	619	5.5	83	148	25	221	1596	14.1



Tracy Tripp **Fort Collins, Colo. (1985-89)** **1,574 Points**

1,000th point scored on December 30, 1987 against Cal-State Fullerton, her 69th game.

Year	G-GS	FG-FGA	Pct.	3FG-FGA	Pct.	FT-FTA	Pct.	Rebs.	Avg.	Ast	Stl	Blk	TO	Pts	Avg.
1985-86	30-27	173-383	.452			59-76	.776	135	4.5	78	45	6	68	405	13.5
1986-87	28-28	191-392	.487			73-93	.785	121	4.3	107	53	2	87	455	16.3
1987-88	32-31	160-322	.497	1-11	.091	79-93	.849	90	2.8	126	39	1	69	400	12.5
1988-89	31-31	130-302	.430	3-10	.300	51-59	.864	99	3.2	132	37	1	73	314	10.1
TOTALS	121-117	654-1399	.467	4-21	.190	262-321	.816	444	3.7	443	174	10	297	1574	13.0



Brittany Spears **Pasadena, Calif. (2007-present)** **1,533 Points**

1,000th point scored on March 12, 2009 against Kansas State, her 63rd career game. She's only the second sophomore to reach 1,000 points in school history (Lisa Van Goor) and the second fastest to reach 1,000.

Year	GP	GS	Min	Avg	FG	FGA	Pct	3FG	FGA	Pct	FT	FTA	Pct	Off	Def	Tot	Avg	PF	FO	A	TO	B	S	Pts	Avg
2007-08	34	34	1118	32.9	174	409	.425	57	176	.324	67	82	.817	63	196	259	7.6	69	2	64	79	52	57	472	13.9
2008-09	29	29	1028	35.4	199	459	.434	44	134	.328	88	122	.721	53	174	227	7.8	51	0	51	109	33	55	530	18.3
2009-10	30	30	963	32.1	184	431	.427	55	154	.357	108	129	.837	70	164	234	7.8	75	1	61	96	31	64	531	17.7
TOTALS	93	93	3109	33.4	557	1299	.429	156	464	.336	263	333	.790	186	534	720	7.7	195	3	176	284	116	176	1533	16.5



Erin Carson **Abbotsford, British Columbia (1984-88)** **1,501 Points**

1,000th point scored on January 10, 1987 against Oklahoma State, her 72nd game.

Year	G-GS	FG-FGA	Pct.	3FG-FGA	Pct.	FT-FTA	Pct.	Rebs.	Avg.	Ast	Stl	Blk	TO	Pts	Avg.
1984-85	28-17	149-316	.472			95-117	.812	92	3.3	55	24	5	106	393	14.0
1985-86	30-7	175-349	.501			86-107	.804	65	2.2	30	41	7	75	436	14.5
1986-87	22-12	108-232	.466			65-76	.855	40	1.8	29	19	3	42	283	12.9
1987-88	32-18	140-310	.452	47-115	.409	62-80	.775	76	2.4	44	37	10	61	389	12.2
TOTALS	112-54	573-1207	.475	47-115	.409	308-380	.811	273	2.4	158	121	25	284	1501	13.5



Jenny Roulier **Englewood, Colo. (1998-2002)** **1,399 Points**

1,000th point scored on November 11, 2001 at New Mexico, her 91st game.

Year	GP-GS	Min	Avg	FG	FGA	Pct	Total			Rebounds			PF	FO	Ast	TOBlk	Stl	Pts	Avg					
							FG	FGA	Pct	Off	Def	Tot												
1998-99	29-4	573	19.8	86	198	.434	18	68	.265	12	24	.500	11	57	68	2.3	31	0	49	54	12	30	202	7.0
1999-00	29-29	958	33.0	162	371	.437	55	136	.404	52	62	.839	8	92	100	3.4	60	1	112	105	8	52	431	14.9
2000-01	31-26	779	25.1	129	289	.446	59	131	.450	33	39	.846	9	77	86	2.8	47	0	70	51	18	35	350	11.3
2001-02	34-33	871	25.6	146	332	.440	71	164	.433	53	59	.898	17	79	96	2.8	54	1	88	57	12	49	416	12.2
TOTAL	123-92	3181	25.9	523	1190	.439	203	499	.407	150	184	.815	45	305	350	2.8	192	2	319	267	50	166	1399	11.4



Mandy Nightingale **Sapulpa, Okla. (1998-2002)** **1,386 Points**

1,000th point scored on November 23, 2001 against Bowling Green, her 94th game.

Year	GP-GS	Min	Avg	FG	FGA	Pct	Total			Rebounds			PF	FO	Ast	TOBlk	Stl	Pts	Avg					
							FG	FGA	Pct	Off	Def	Tot												
1998-99	29-16	626	21.6	59	152	.388	46	120	.383	33	51	.647	6	57	63	2.2	32	0	77	50	1	24	197	6.8
1999-00	29-29	1066	36.8	78	254	.307	47	146	.322	118	145	.814	17	98	115	4.0	82	4	124	115	1	41	321	11.1
2000-01	31-31	1022	33.0	108	274	.394	64	159	.403	150	177	.847	13	107	120	3.9	71	2	121	81	6	53	430	13.9
2001-02	34-33	1139	33.5	126	331	.381	67	191	.351	119	136	.875	10	134	144	4.2	69	3	161	64	4	51	438	12.9
TOTAL	123-109	3853	31.3	371	1011	.367	224	616	.364	420	509	.825	46	396	442	3.6	254	9	483	310	12	169	1386	11.3



1,000 POINT SCORERS



Diane Hiemstra **Yankton, S. D. (1981-84)** **1,377 Points**

1,000th point scored on December 7, 1983 against Colorado State, her 73rd game.

Year	G-GS	FG-FGA	Pct.	3FG-FGA	Pct.	FT-FTA	Pct.	Rebs.	Avg.	Ast	Stl	Blk	TO	Pts	Avg.
1981-82	36-34	181-348	.520			37-45	.822	115	3.2	95	51	13	53	399	11.1
1982-83	29-29	219-421	.520			46-56	.821	89	3.0	98	38	18	66	485	16.7
1983-84	28-28	208-465	.447			77-98	.786	82	2.9	66	38	28	87	493	17.6
TOTALS	93-91	608-1234	.493			160-199	.804	286	3.1	259	127	59	206	1377	14.8



Jeannie Raikes **Boulder, Colo. (1976-80)** **1,331 Points**

1,000th point scored on December 20, 1980 against Colorado State, her 98th game. The first 1,000 point scorer in CU women's basketball history.

Year	G-GS	FG-FGA	Pct.	3FG-FGA	Pct.	FT-FTA	Pct.	Rebs.	Avg.	Ast	Stl	Blk	TO	Pts	Avg.
1976-77	26-	204-				31-49	.633							439	16.9
1977-78	32-	189-452	.418			36-61	.590	139	4.3	70				414	12.9
1978-79	31-25	166-347	.478			43-60	.717	97	3.1	41	33	2	89	375	12.1
1979-80	26-5	49-108	.454			5-8	.625	40	1.5	14	16	1	30	103	4.0
TOTALS	115-30	608-907	.670			115-178	.646	276	2.4	125	49	3	119	1331	11.6



Sandy Bean **Northglenn, Colo. (1978-82)** **1,319 Points**

1,000th point scored on November 18, 1981 against Pacific Christian, her 69th game.

Year	G-GS	FG-FGA	Pct.	3FG-FGA	Pct.	FT-FTA	Pct.	Rebs.	Avg.	Ast	Stl	Blk	TO	Pts	Avg.
1978-79	25-13	121-227	.533			72-122	.590	204	8.2	79	52	0	72	314	12.6
1979-80	29-21	137-232	.591			59-83	.711	229	7.9	62	74	3	80	333	11.5
1980-81	33-30	143-252	.567			47-76	.618	244	7.4	123	74	2	84	333	10.1
1981-82	30-27	129-270	.478			81-119	.681	218	7.3	92	50	5	87	339	11.3
TOTALS	117-91	530-981	.540			259-400	.648	895	7.6	356	250	10	323	1319	11.3



Britt Hartshorn **Lamar, Colo. (1998-2002)** **1,272 points**

1,000th point scored on November 9, 2002 against Oral Roberts, her 90th game.

Year	GP-GS	Min	Avg	FG	FGA	Pct	3FG	FGA	Pct	FT	FTA	Pct	Rebounds			PF	FO	Ast	TO	Blk	Stl	Pts	Avg	
													Off	Def	Tot									
1998-99	29-14	619	21.3	97	205	.473	0	0	.000	58	91	.637	54	100	154	5.3	59	0	29	54	37	17	252	8.7
1999-00	28-28	824	29.4	147	291	.505	0	0	.000	85	141	.603	72	150	222	7.9	74	3	70	90	56	23	379	13.5
2000-01	31-31	743	24.0	149	272	.548	0	0	.000	67	106	.632	59	129	188	6.1	68	1	45	69	69	34	365	11.8
2001-02	34-21	649	19.1	108	242	.446	0	0	.000	60	89	.674	40	120	160	4.7	76	1	65	53	46	20	276	8.1
TOTAL	122-94	2835	23.2	501	1010	.496	0	0	.000	270	427	.632	225	499	724	5.9	277	5	209	266	208	94	1272	10.4



Crystal Ford **Kansas City, Mo. (1985-89)** **1,255 Points**

1,000th point scored on December 30, 1988 against Colorado State, her 101st game.

Year	G-GS	FG-FGA	Pct.	3FG-FGA	Pct.	FT-FTA	Pct.	Rebs.	Avg.	Ast	Stl	Blk	TO	Pts	Avg.
1985-86	30-16	80-168	.476			60-83	.723	130	4.3	13	26	25	43	220	7.3
1986-87	28-24	74-140	.529			58-72	.806	99	3.5	24	17	31	52	206	7.4
1987-88	32-32	156-304	.513			114-147	.776	193	6.0	32	48	19	55	426	13.3
1988-89	31-31	154-294	.524			95-117	.812	165	5.3	44	39	16	68	403	13.0
TOTALS	121-103	464-906	.512			327-419	.780	587	4.9	113	130	91	175	1255	10.4



Bianca Smith **Missouri City, Texas (2006-10)** **1,138 Points**

1,000th point scored on January 27, 2010 at Kansas, her 112th game

Year	GP	GS	Min	Avg	FG	FGA	Pct	3FG	FGA	Pct	FT	FTA	Pct	Off	Def	Tot	Avg	PF	FO	A	TO	B	S	Pts	Avg
2006-07	30	13	470	15.7	52	164	.317	32	92	.348	16	24	.667	7	41	48	1.6	55	0	35	43	4	16	152	5.1
2007-08	34	14	856	25.2	109	304	.359	80	217	.369	36	42	.857	13	50	63	1.9	66	1	53	63	3	23	334	9.8
2008-09	29	29	848	29.2	89	233	.382	63	165	.382	26	33	.788	5	114	119	4.1	86	1	47	63	4	34	267	9.2
2009-10	30	5	764	25.5	120	339	.354	82	233	.352	63	71	.887	12	66	78	2.6	71	1	18	45	2	27	385	12.8
TOTALS	123	61	2938	23.9	370	1040	.356	257	707	.364	141	170	.829	37	271	308	2.5	278	3	153	214	13	100	1138	9.3

1,000 POINT SCORERS**Julie Hoehing****Sylvania, Ohio (1980-84)****1,107 Points**

1,000th point scored on February 11, 1984 against Oklahoma State, her 117th game.

Year	G-GS	FG-FGA	Pct.	3FG-FGA	Pct.	FT-FTA	Pct.	Rebs.	Avg.	Ast	Stl	Blk	TO	Pts	Avg.
1980-81	31-1	62-115	.539			54-74	.730	119	3.8	68	32	2	50	178	5.7
1981-82	36-10	82-190	.432			91-115	.791	168	4.7	43	43	9	63	255	7.1
1982-83	29-29	127-268	.474			99-142	.697	222	7.6	109	57	14	83	353	12.1
1983-84	28-28	104-225	.462			113-167	.677	182	6.5	54	58	8	88	321	11.5
TOTALS	124-68	375-798	.470			357-498	.717	691	5.6	274	190	33	284	1107	8.9

**De Celle Thomas****San Antonio, Texas (1992-96)****1,098 Points**

1,000th point scored on February 10, 1996 against Missouri, her 122nd game.

Year	G-GS	FG-FGA	Pct.	3FG-FGA	Pct.	FT-FTA	Pct.	Rebs.	Avg.	Ast	Stl	Blk	TO	Pts	Avg.
1992-93	31-1	62-146	.425	0-2	.000	27-39	.692	92	3.0	39	45	8	42	151	4.9
1993-94	26-20	105-215	.488	3-15	.200	71-100	.710	119	4.6	66	49	17	48	284	10.9
1994-95	33-32	120-282	.426	7-29	.241	54-96	.563	137	4.2	92	60	6	66	301	9.1
1995-96	35-35	135-349	.387	10-38	.263	82-114	.719	175	5.0	104	73	3	74	362	10.3
Totals	125-88	422-992	.425	20-84	.238	234-349	.670	523	4.2	301	227	34	230	1098	8.8

**Jasmina Ilic****Becej, Serbia. (2003-07)****1,093 Points**

1,000th point scored on February 3, 2007 against Texas Tech, her 84th game

Year	GP	GS	Min	Avg	FG	FGA	Pct	3FG	FGA	Pct	FT	FTA	Pct	Off	Def	Tot	Avg	PF	FO	A	TO	B	S	Pts	Avg
2003-04	6	0	32	5.3	3	16	.188	1	4	.250	4	6	.667	3	0	3	0.5	8	0	1	4	0	1	11	1.8
2004-05	28	14	590	21.1	104	276	.377	38	102	.373	34	50	.680	20	69	89	3.2	49	0	24	77	7	14	280	10.0
2005-06	29	29	792	27.3	149	388	.384	55	162	.340	76	96	.792	27	70	97	3.3	56	0	33	79	4	20	429	14.8
2006-07	30	30	929	31.0	123	358	.344	50	168	.298	77	89	.865	20	75	95	3.2	59	1	46	104	7	31	373	12.4
TOTALS	93	73	2343	25.2	379	1038	.365	144	436	.330	191	241	.793	70	214	284	3.1	172	1	104	264	18	66	1093	11.8

**Gretchen DeWitte****Palm Desert, Calif. (1985-89)****1,062 Points**

1,000th point scored on February 19, 1989 against Oklahoma, her 113th game.

Year	G-GS	FG-FGA	Pct.	3FG-FGA	Pct.	FT-FTA	Pct.	Rebs.	Avg.	Ast	Stl	Blk	TO	Pts	Avg.
1985-86	30-10	79-145	.545			53-72	.736	130	4.3	21	35	12	50	211	7.0
1986-87	28-28	156-304	.513			113-136	.831	140	5.0	38	27	2	52	425	15.2
1987-88	30-6	41-111	.369			35-49	.714	50	1.7	11	18	0	22	117	3.9
1988-89	31-8	124-241	.515	1-4	.250	60-68	.882	108	3.5	29	23	6	37	309	10.0
TOTALS	119-52	400-801	.499	1-4	.250	261-325	.803	428	3.6	99	103	20	161	1062	8.9

**Raegan Scott****Orem, Utah (1993-97)****1,045 Points**

1,000th point scored on March 6, 1997 vs. Texas, her 120th game.

Year	G-GS	FG-FGA	Pct.	3FG-FGA	Pct.	FT-FTA	Pct.	Rebs.	Avg.	Ast	Stl	Blk	TO	Pts	Avg.
1993-94	24-0	46-100	.460	0-0	.000	16-26	.615	76	3.2	9	12	19	25	108	4.5
1994-95	33-1	82-192	.427	0-0	.000	58-71	.817	124	3.8	29	21	21	40	222	6.7
1995-96	35-32	127-295	.431	0-3	.000	68-84	.810	225	6.4	41	43	61	65	322	9.2
1996-97	32-31	149-320	.466	1-4	.250	94-122	.770	276	8.6	46	56	46	64	393	12.3
TOTALS	124-64	404-907	.445	1-7	.143	236-303	.779	701	5.6	125	132	147	194	1045	8.4



STATE-BY-STATE BREAKDOWN

Name	Years	Hometown and High School
ALASKA		
Karen Wilken	1997	Fairbanks (Lathrop)
ARIZONA		
Lynda Gehrke	1978	Tuscon
CALIFORNIA		
Julie Abendroth	1981-82	Chula Vista (Hilltop)
Melinda Balm	1986	Northglenn (Northglenn)
Britney Blythe	2007-	San Mateo (St. Ignatius)
Eisha Bohman	1999-02	Oceanside (Rancho Buena Vista)
Jenny Circle	1997-98	Menlo Park (Sacred Heart)
Rasheeda Clark	1997	Ontario (Chino)
Chelsea Dale	2007-	Palos Verdes Estates (Palos Verdes)
Gretchen DeWitte	1986-89	Palm Desert (Indio)
Courtney Dunn	2006-10	Berkeley (St. Mary's)
Alexis Felts	1995-98	Menlo Park (Sacred Heart)
V. Johns Richardson	2001-05	Fullerton (Troy)
Dana Manning	1977	Salinas
Elise McConnell	1976	Santa Barbera (San Marcos)
Aileen Murray	1984-85	Burlingame (Burlingame)
Therese Puchalski	1985	Fountain Valley (Fountain Valley)
Rory Robertson	1987-88	Napa (Napa)
Brittany Spears	2007-	Pasadena (Pasadena)
Syreetta Stafford	2001-02	Torrance (Narbonne)
Rehema Stephens	1988	Oakland (Oakland Tech)
Molly Wampler	1988-89	Cerritos (Gahr)
Ashley Wilson	2010-	Long Beach (Poly)
Brittany Wilson	2010-	Long Beach (Poly)
COLORADO		
Sandy Bean	1979-82	Northglenn (Northglenn)
Bobbi Brown	1977-79	Arvada (Arvada)
Liz Brugger	1979-80	Westminster (Westminster)
Kami Carmann	1998-01	Littleton (Arapahoe)
Caley Dow	2005-08	Littleton (Arapahoe)
Sue Drake	1976	Greeley (Greeley Central)
Doni Fischer	1976-78	Lakewood (Alameda)
Alyssa Fressle	2008-10	Highlands Ranch (H.R.)
Shelley Garcia	1995-99	Frederick (Boulder)
Britt Hartshorn	1999-02	Lamar (Lamar)
Mindy Henry	1990-93	Merino (Merino)
Barb Heit	1978	Denver (Marycrest)
Tiffany Hill	1984	Boulder (Fairview)
Amy Hulstrom	1986-87	Northglenn (Northglenn)
Kim Jackson	1983	Aurora (Hinkley)
Terri Jackson	1983-85	Denver (Thomas Jefferson)
Tinker Jacobs	1994-97	Boulder (Boulder)
Chucky Jeffery	2009-	Colorado Springs (Sierra)
Melody Johnson	1998-99	Colorado Springs (Palmer)
Val Johnson	1995	Colorado Springs (Doherty)
Shae Kelley	2010-	Denver (East)
Kim Kenyon	1980-83	Englewood (Cherry Creek)
Sherrice King	1990-93	Colorado Springs (Rampart)
Monica Kosenski	1987	Boulder (Fairview)
Kathy Kosorok	1976	Boulder (Boulder)
Cathy Lanky	1977-78	Lakewood (Alameda)
Whitney Law	2003-06	Littleton (Chatfield)
Gail Madden	1976	Boulder (Fairview)
Lisa Magno-Jones	1975-77	Boulder (Boulder)
Brenna Malcolm-Peck	2009-	Boulder (Horizon)
Meagan Malcolm-Peck	2009-	Boulder (Horizon)

Name	Years	Hometown and High School
Benita Martin	1990	Denver (East)
Amy Mathern	1990-93	Lyons (Lyons)
Kim McCoy	1975-76	Boulder (Fairview)
Ann McKinley	1982	Grand Junction (Grand Junction)
Amber Metoyer	2002-04	Boulder (Fairview)
Debbie Pellini	1975-76	Parshall (Middle Park)
Susie Powers	2005-08	Centennial (Highlands Ranch)
Jeannie Raikes	1977-80	Boulder (Fairview)
Kelly Reilly	1982-83	Lakewood (Green Mountain)
Jenny Roulier	1999-02	Englewood (Cherry Creek)
Kim Scheidt	1979-81	Fort Morgan (Fort Morgan)
Erin Scholz	1994-97	Colorado Springs (Doherty)
Vanessa Sheffield	1983	Aurora (Aurora Central)
Kathy Simpson	1976	Boulder (Boulder)
Patty Slighter	1982-85	Greeley (Greeley Central)
Holly Stanish	1994	Vail (Battle Mountain)
R. Starks-Wilson	1987-89	Denver (East)
Nikki Swagger	1998-99	Colorado Springs (Doherty)
Charlotte Szynski	1976	Englewood (Cherry Creek)
Tracy Tripp	1986-89	Fort Collins (Fort Collins)
Jen Tubergen	1989-90	Denver (Denver Christian)
Bridget Turner	1986-89	Aurora (Hinkley)
Courtney Wallace	2005-07	Colorado Springs (Air Academy)
Emily Waner	2003-04	Highlands Ranch (ThunderRidge)
Nikki Weddle	1998-99	Denver (Montbello)
Laurie Welch	1979-82	Golden (Golden)
Stacey Whitfield	1983	Colorado Springs (Harrison)
Justa Whitt	1993-94	Durango (Durango)
Candi Winn	1976	Lakewood (Bear Creek)
Cheryl Woodford	1987-90	Evergreen (Evergreen)
FLORIDA		
Liz Lampros	1986-87	Port St. Lucie (Ft. Pierce Central)
ILLINOIS		
Penny Berg	1978	Dolton (Thornridge)
Michelle Hasheider	1996-99	Okawville (Okawville)
Lauren Lubin	2004-06	Winnetka (New Trier)
INDIANA		
Michell Irving	1976, 79-81	Fort Wayne (South Side)
IOWA		
Kelly Hennings	1988	Cedar Rapids (Benton Community)
Linda Lappe	1999-03	Morning Sun (Winfield-Mt. Union)
RyAnne Ridge	2006-07	Cedar Rapids (Xavier)
Sheri Schmell	1993	Seymour (Seymour)
Shelley Sheetz	1992-95	Cedar Rapids (Kennedy)
KANSAS		
Ericka Bradford	1996-97	Lenexa (Olathe North)
Cecie Harris	1991	Olathe (Olathe North)
Debbie Johnson	1990-91	Lorraine (Quivira)
Tiesha Jones	1994-95	Kansas City (Washington)
Jamillah Lang	1991-94	Kansas City (Washington)
Jackie McFarland	2004-08	Derby (Derby)
KENTUCKY		
Lori Mills	1984	Inez (Sheldon Clark)
LOUISIANA		
Amy Palmer	1993-96	Ragley (S. Beauregard)

STATE-BY-STATE BREAKDOWN



Name	Years	Hometown and High School
MARYLAND		
Gail Hook	1980-82	Rockville (Rockville)
MASSACHUSETTS		
Sheryl Dumont	1977	Noth Chelmsford
MINNESOTA		
Tera Bjorklund	2000-04	St. Peter (Sibley East)
Kelly Jo Mullaney	2007-10	Minneapolis (Breck)
Hannah Skildum	2005-09	North Oaks (Mounds View)
Randie Wirt	2000-04	New Prague (New Prague)
MISSOURI		
Crystal Ford	1986-89	Kansas City (Hickman Mills)
La Shena Graham	1995-98	Independence (William Chrisman)
Leslie Howard	2003-04	Salem (Salem)
Julie Moore	1984-87	St. Louis (Ladue)
Kamala Sherman	1990-91	St. Joseph (St. Joseph Central)
NEBRASKA		
Kailah Bailey	2009-10	Omaha (Central)
Melissa MacFarlane	2009-	Omaha (Millard North)
NEW YORK		
Kate Fagan	1999-04	Schenectady (Niskayuna)
Diana Spencer	2000-03	Fayetteville (Fayetteville Manlius)
Carol Walderman	1980	Manhasset (Centereach)
NORTH CAROLINA		
Martha Cromartie	1976-78	Chapel Hill (Chapel Hill)
Gayle Culler	1977	High Point
NORTH DAKOTA		
Nicky Anderson	1990-91	McVile (McVile)
OHIO		
Ellen Bain	1991	Granville (Granville)
Jill Harmon	1976	Canfield (Canfield)
Julie Hoehing	1981-84	Sylvania (Northview)
Corky O'Rourke	1979-81	Gahanna (Lincoln)
OKLAHOMA		
LeaAnn Banks	1985-86	Vinita (Vinita)
Angie Duncan	1985	Muskogee (Muskogee)
Melissa Hobbs	2002-04	Woodward (Woodward)
Mandy Nightingale	1999-02	Sapulpa (Sapulpa)
Lisa Weatherspoon	1988-89	Midwest City (Carl Albert)
OREGON		
Sabrina Scott	2000-03	Lake Oswego (Lakeridge)
Annan Wilson	1987-90	Lake Oswego (Lake Oswego)
Abby Wirfs	1990-93	LaPine (LaPine)
PENNSYLVANIA		
Debbie Descano	1980-81	Upper Darby (Prendergast)
Ann Troyan	1980	Havertown (Archbishop Carroll)
SOUTH CAROLINA		
Nina Smith	1984-85	Mullins (Mullins)

Name	Years	Hometown and High School
SOUTH DAKOTA		
Diane Hiemstra	1982-84	Yankton (Yankton)
Kris Holwerda	1982-86	Brookings (Brookings)
Lisa Van Goor	1981-85	Yankton (Yankton)
TENNESSEE		
Whitney Houston	2006-10	Memphis (Hillcrest)
Candace Rucker	2006-07	Memphis (Northside)
TEXAS		
Chaquita Dilworth	1998-99	Temple (Temple)
Tami Garnett	2004-06	Arlington (Sam Houston)
Rachel Hargis	2010-	Robinson (Robinson)
Susan Horner	1978-79	Universal City
Cecily Jones	2002-04	Katy (Katy)
Missy Kraii	1990-92	Canyon (Canyon)
Stephanie Mack	1990-93	Corpus Christi (Richard King)
Rhonica McKinney	1991-93	Dallas (Roosevelt)
Kara Richards	2004-09	Graham (Graham)
Bianca Smith	2005-10	Missouri City (Bellaire)
De Celle Thomas	1993-96	San Antonio (Brackenridge)
Lauri Weathers	1994-97	Corpus Christi (Flour Bluff)
UTAH		
Raegan Scott	1994-97	Orem (Mountain View)
VERMONT		
Rachel Bryan	1998	Starkboro (Mt. Abraham's Union)
VIRGINIA		
Betsy Bailly	1980-81	Falls Church (Marshall)
Jen Terry	1994-97	Springfield (West Springfield)
WASHINGTON		
Shannon Strickland	1984	Seattle (Shorecrest)
WISCONSIN		
Gina Scaletta	2000	Richland Center (Richland Center)
Aleksandra Slokar	1993-96	LaCrosse (Logan)
WYOMING		
Jane Brinkman	1992	Cheyenne (Cheyenne Central)
Debbie Jacobson	1989-91	Evanston (Evanston)
INTERNATIONAL PLAYERS		
Maria Billingsley	2002-04	Stockholm, Sweden
Erin Carson	1985-88	Abbotsford, B.C.
Virginie Delepine	2000-02	Loeuilly, France
Yari Escalera	2004-06	Humacao, Puerto Rico
Isabelle Fijalkowski	1995	Clermont-Ferrand, France
Jasmina Ilic	2004-07	Becej, Serbia
Caroline Koechlin	2001	Montpellier, France
Sarah Lini	2001-05	Aarhus, Denmark
Anna Nedovic	2003-07	Ballerup, Denmark
Dina Piterniece	2007-09	Riga, Latvia
Aija Putnina	2006-08	Riga, Latvia
Julie Seabrook	2008-	N. Vancouver, B.C.
Isabelle Tetrault	1989	Montreal, Que.
Damietta Velicica	1997-98	Medias, Romania



ALL-TIME JERSEY NUMBERS

Jersey numbers 12 and 22 are the most frequently issued as each has been worn by 12 Buffaloes. The number 11 is the next most frequently used jersey, by 10 players. Just the number "0" is an eligible number that hasn't been worn and three numbers have been worn by just one player (00, 41, 53).

The years in parentheses next to the names indicate the last season that number was worn and by whom. Current players are in bold.



Mandy Nightingale wore three different jersey numbers, 11 (1998-99), 32 (1999-2000) and 23 (2000-01, 2001-02). She is the only player in CU history to wear three different numbers since numbers were assigned on a permanent basis.

00

Britt Hartshorn (2001-02)

1

Kate Fagan
Alyssa Fressle
Whitney Houston
Shae Kelley

2

Amber Metoyer
Bianca Smith (2009-10)

3

Sheryl Dumont
Kate Fagan
Whitney Houston (2009-10)
Karen King
Stephanie Mack
Susie Powers
Syreeta Stafford
Holly Stanish

4

Britney Blythe
Kim McCoy
Emily Waner

5

Dana Anderson
Tiffany Hill
Veronica Johns-Richardson (2004-05)
Caroline Koechlin
Nikki Weddle

10

Maria Billingsley
Jenny Circle
Kim Jackson
Lauren Lubin (2006-07)
Benita Martin
Julie Moore
Amy Palmer

11

Julie Abendroth
LeaAnn Banks
Cynthia Boyd
Debbie Descano
Doni Fischer
Mandy Nightingale
Hannah Skildum
De Celle Thomas
Annan Wilson
Brittany Wilson

12

Betsy Bailey
Ellen Bain
Bobbi Brown
Rachel Bryan
Angie Duncan
Diane Hiemstra
Denise Mallett
Anna Nedovic
Susie Powers
Gina Scaletta
Lisa Weatherspoon
Ashley Wilson

13

Rita Clark
Isabelle Fijalkowski
Terri Jackson
Debbie Jacobson
Monica Kosenski
Linda Lappe
Ann McKinley
Courtney Wallace (2006-07)

14

Barb Heit
Leslie Howard
Lisa Jones
Lisa Magno-Jones
Meagan Malcolm-Peck
Aleksandra Slokar
Damietta Velicica

15

Virginie Delepine
Gail Madden
Lori Mills
RyAnne Ridge
Julie Seabrook

20

Penny Berg
Rasheeda Clark (1996-97)
Gayle Culler
Diane Goldenstein
Corky O'Rourke
Kelly Reilly
Shelley Sheetz

21

Chelsea Dale
La Shena Graham
Melissa Hobbs
Julie Hoehing
Jasmina Ilic
Jean Raikes
Jenny Roulier
Tracy Tripp

22

Alexis Felts
Kelly Hennings
Melissa Hobbs
Susan Horner
Michell Irving
Whitney Law
Debbie Johnson
Sabrina Scott
Vanessa Sheffield
Nina Smith
Brittany Spears
Justa Whitt

23

Erica Bradford
Yari Escalera
Kris Holwerda
Chucky Jeffery
Rhonica McKinney
Mandy Nightingale
Dina Pitermiece
Candace Rucker
Ann Troyan
Nancy Werkmeister

24

Nicky Anderson
Whitney Law
Brenna Malcolm-Peck
Therese Puchalski
Bridget Turner
Marilyn Usick

25

Liz Brugger
Mindy Henry
Cathy Lanky
Rory Robertson
Kathy Simpson
Lisa Van Goor
Lauri Weathers (1996-97)

30

Sandy Bean
Missy Kraai
Diana Spencer (2001-02)
Rehema Stephens
Isabelle Tetrault

31

Jane Brinkman
Chaquita Dilworth (1998-99)
Sue Grubb
Jill Harmon
Cheryl Woodford

32

Gretchen DeWitte
Sue Drake
Lynda Gehrke
Cecie Harris
Val Johnson
Dana Manning
Kelly Jo Mullaney (2008-10)
Mandy Nightingale
Margie Sampson
Shannon Strickland

33

Erin Carson
Shelley Garcia
Kim Kenyon
Kathy Kosorok
Aija Putnina (2007-08)
Kamala Sherman
Diana Spencer

34

Erin Carson
Courtney Dunn (2009-10)
Shelley Garcia
Kim Kenyon
Kathy Kosorok
Sarah Lini
Kamala Sherman

35

Yvonne Casares
Melody Johnson (1998-99)
Aileen Murray
Maureen O'Farrell
Charlotte Szynski
Molly Wampler
Laurie Welch
Stacey Whitfield

40

Caley Dow
Rachel Hargis
Michelle Hasheider
Elise McConnell

41

Debbie Pellini (1975-76)

42

Kailah Bailey (2009-10)
Melinda Balm
Eisha Bohman
Martha Cromartie
Amy Mathern

43

Lista Harding
Gail Hook (1981-82)

44

Amy Hulstrom
Sherrice King
Kara Richards (2008-09)
Erin Scholz
Patty Slighter
Nikki Swagger
Carol Walderman

45

Cathy Lowell
Jackie McFarland (2007-08)
Sheri Schmell

50

Tera Bjorklund (2003-04)
Tinker Jacobs
Abby Wirfs

51

Liz Lampros
Jen Tubergen
Karen Wilken (1996-97)

52

Tami Garnett (2005-06)
Raegan Scott

53

Tiesha Jones (1994-95)

54

Jamillah Lang
Randie Wirt (2003-04)

55

Kami Carmann
Cecily Jones
Melissa MacFarlane
Kim Scheidt
Rosland Starks-Wilson



Colorado is 96-38 since the 1980-81 season in regular season tournaments, including a sparkling 36-10 all-time in its own Omni Hotels Classic which celebrates its 24th year in 2010.

Colorado won 12 of the first 20 Coors Classic titles and played in every championship game but three as the Buffaloes finished third in 2005 and 2007, and fourth in 2008. The 2006 season brought a brief change in the tournament, as it followed a true "Classic" format where Colorado and Wyoming played Nevada and Charlotte on consecutive days, primarily because Wyoming and CU had just played each other three days before. The Classic returned to its normal format in 2007, and this season Colorado hosts Evansville, Loyola-Chicago and Eastern Washington over Thanksgiving weekend.

The Buffaloes also have some notable preseason tournament wins outside the Coors Classic. CU won the Preseason WNIT in 1995 defeating New Mexico State, Utah, Texas A&M and Arkansas in the championship. More recently, Colorado claimed the 2003 WBCA Classic title in Boulder by topping Old Dominion and Notre Dame.

Erin Scholz helped Colorado to the 1995 Preseason WNIT championship with a 73-71 win over Arkansas.



COORS CLASSIC TOURNAMENT HISTORY

1987

First Round—**Colorado 79**, Purdue 55, Houston 84, San Diego State 80

Consolation —San Diego State 80, Purdue 74

Championship—Houston 79, **Colorado 78**

All-Tournament Team: Barbara Anderson, Houston; **Tracy Tripp, Colorado;** Sharon Versyp, Purdue; **Bridget Turner, Colorado;** Missy Davis, Houston. MVP: Chana Perry, San Diego State

1988

First Round—Illinois State 61, Michigan State 54,
Colorado 86, Dayton 53

Consolation—Michigan State 80, Dayton 54

Championship—**Colorado 74**, Illinois State 60

All-Tournament Team: Sue Forsyth, Michigan State; Cindy Kaufman, Illinois State; Tobette Pleasant, Dayton; **Tracy Tripp, Colorado;** **Bridget Turner, Colorado.** MVP: **Crystal Ford, Colorado**

1989

First Round—Providence 113, Eastern Michigan 97
Colorado 78, Western Illinois 59

Consolation—Western Illinois 89, Eastern Michigan 73

Championship—**Colorado 78**, Providence 70

All-Tournament Team: Robin Hasemann, Western Illinois; Andrea Mangum, Providence; Helen Mercy, Providence; Shani LeBaron, Eastern Michigan; **Annan Wilson, Colorado.**
MVP: **Sherrice King, Colorado**

1990

First Round—Washington 99, Wisconsin 91 (OT)

Colorado 87, Gonzaga 59

Consolation—Wisconsin 80, Gonzaga 77

Championship—Washington 87, **Colorado 60**

All-Tournament Team: Robin Threatt, Wisconsin; Laurie Merlino, Washington; Jennifer Mountain, Gonzaga; **Jamillah Lang, Colorado.**
MVP: Karen Deden, Washington

1991

First Round—**Colorado 83**, Illinois 65

Vanderbilt 78, Virginia Tech 63

Consolation—Illinois 68, Virginia Tech 66

Championship—Vanderbilt 79, **Colorado 69**

All-Tournament Team: **Shelley Sheetz, Colorado;** **Amy Mathern, Colorado;** Jill Estey, Illinois; Dayna Sanovick, Virginia Tech.
MVP: Donna Harris, Vanderbilt

1992

First Round—Southern Illinois 70, Idaho State 55

Colorado 95, Mississippi State 59

Consolation—Mississippi State 72, Idaho State 63

Championship—**Colorado 64**, Southern Illinois 52

All-Tournament Team: Kelly Firth, Southern Illinois; **Jamillah Lang, Colorado;** Carla Northcutt, Mississippi State; Shawna Fortney, Idaho State. MVP: **Mindy Henry, Colorado**



COORS CLASSIC TOURNAMENT HISTORY

1993

First Round—**Colorado 84**, Weber State 53
 Washington 105, West Virginia 47
 Consolation—West Virginia 72, Weber State 68
 Championship—**Colorado 76**, Washington 65
All-Tournament Team: Shelley Sheetz, Colorado; Tara Davis,
 Washington; Rhonda Smith, Washington; Lisa Szymczak, West
 Virginia. MVP: **Jamillah Lang, Colorado**

1994

First Round—**Colorado 72**, Stephen F. Austin 48
 San Diego State 76, George Mason 60
 Consolation—Stephen F. Austin 75, George Mason 52
 Championship—**Colorado 70**, San Diego State 51
All-Tournament Team: Latonia Bonnett, Stephen F. Austin; Krista
Jay, George Mason; Falisha Wright, San Diego State; De Celle
Thomas, Colorado. MVP: **Isabelle Fijalkowski, Colorado.**

1995

First Round—**Colorado 73**, Vermont 68
 Louisiana Tech 77, Fresno State 59
 Consolation—Fresno State 76, Vermont 63
 Championship—Louisiana Tech 65, **Colorado 61**
All-Tournament Team: Staci Oddo, Fresno State; De Celle Thomas,
Colorado; Erin Scholz, Colorado; Debra Williams, Louisiana Tech.
 MVP: Vickie Johnson, Louisiana Tech.

1996

First Round—**Colorado 74**, Bowling Green 62
 SMU 71, Louisville 54
 Consolation—Louisville 61, Bowling Green 60
 Championship—**Colorado 74**, SMU 56
All-Tournament Team: Erin Scholz, Colorado; La Shena Graham,
Colorado; Kim Brandl, SMU; Misty Smith, Louisville, Charlotta Jones,
 Bowling Green. MVP: **Erin Scholz, Colorado.**

1997

First Round—Rice 65, St. Joseph's 55
Colorado 71, Central Michigan 49
 Consolation—St. Joseph's 77, Central Michigan 51
 Championship—**Colorado 53**, Rice 49
All-Tournament Team: La Shena Graham, Colorado; Gina Cafagna,
 Rice; Marla Brumfield, Rice; Maureen Costello, St. Joseph's; **Jenny**
Circle, Colorado. MVP: **La Shena Graham, Colorado.**

1998

First Round—Miami (Oh) 83, George Mason 76
Colorado 77, Idaho 66
 Consolation—Idaho 85, George Mason 76
 Championship—**Colorado 82**, Miami (Oh) 68
All-Tournament Team: Chrissy Todd, George Mason; Kami Carmann,
Colorado; Hollie Nelson, Miami; Linda Lappe, Colorado.
 MVP: Alli Nieman, Idaho

1999

First Round—Western Michigan 68, Washington State 65
Colorado 76, Wright State, 49
 Consolation—Washington State 66, Wright State 44
 Championship—**Colorado 77**, Western Michigan 63
All-Tournament Team: Alke Dietel, Washington State; Britt
Hartshorn, Colorado; Kristin Koetsier, Western Michigan; Shelsea
 Erving, Western Michigan. MVP: **Jenny Roulrier, Colorado**

2000

First Round—Butler 65, William & Mary 51
Colorado 96, Howard 45
 Consolation—Howard 66, William & Mary 54
 Championship—**Colorado 86**, Butler 57
All-Tournament Team: Eisha Bohman, Colorado; Kelly Ercole,
 William & Mary; Andrea Gardner, Howard; Kelly Kuhn, Butler
 MVP: **Mandy Nightingale, Colorado**

2001

First Round—Houston 61, Yale 59
Colorado 96, Bowling Green 44
 Consolation—Yale 81, Bowling Green 65
 Championship—**Colorado 88**, Houston 58
All-Tournament Team: Mandy Nightingale, Colorado; Lindsay
 Austin, Bowling Green; Meg Simpson, Yale; Chandi Jones, Houston
 MVP: **Jenny Roulrier, Colorado**

2002

First Round—Villanova 58, Ohio State 51
Colorado 69, Hartford 40
 Consolation—Ohio State 77, Hartford 49
 Championship—Villanova 59, **Colorado 54**
All-Tournament Team: Courtney Coleman, Ohio State; Courtney Mix,
 Villanova; **Kate Fagan, Colorado; Tera Bjorklund, Colorado**
 MVP: Trish Juhline, Villanova

2003

First Round—California 66, Lehigh 74
Colorado 95, Idaho State 65
 Consolation—Idaho State 95, Lehigh 52
 Championship—**Colorado 74**, California 63
All-Tournament Team: Jess DePalo, Lehigh; Molly Hays, Idaho State;
 Nihan Anaz, California; Kristen Iwanaga, California; **Randie Wirt,**
Colorado
 MVP: **Tera Bjorklund, Colorado**

2004

First Round—LSU 64, Maryland 51
Colorado 69, Pennsylvania 49
 Consolation—Maryland 76, Pennsylvania 56
 Championship—LSU 75, **Colorado 44**
All-Tournament Team: Seimone Augustus, LSU; Sylvia Fowles, LSU;
Kara Richards, Colorado; Laura Harper, Maryland; Karen Habrukowich,
 Pennsylvania
 MVP: **Seimone Augustus, LSU**

COORS CLASSIC TOURNAMENT HISTORY**2005**

First Round—Illinois 62, Utah State 43
Northern Iowa 74, **Colorado 65, OT**

Consolation—**Colorado 73**, Utah State 56

Championship - Northern Iowa 71, Illinois 47

All-Tournament Team: Jessie Biggs, Northern Iowa; Lori Bjork, Illinois; **Jackie McFarland, Colorado**; Camille Brox, Utah State

MVP: Cassie Hager, 6-7, Sr., C, Northern Iowa

2006

Day 1—Wyoming 77, Charlotte 55

Colorado 80, Nevada 60

Day 2—Wyoming 80, Nevada 71

Colorado 78, Charlotte 65

All-Tournament Team-Jackie McFarland, Colorado; Aija Putnina, Colorado; Traci Graham, Nevada; Hanna Zavec, Wyoming; Danielle Burgin, Charlotte

2007

First Round—Clemson 62, Rice 59

Siena 83, **Colorado 74**

Consolation—**Colorado 72**, Rice 55

Championship—Clemson 77, Siena 67

All-Tournament Team-April Parker, Clemson (MVP); Morganne Campbell, Clemson; Laura Menty, Siena; **Jackie McFarland, Colorado**; Kadie Riverin, Rice

2008

First Round—Minnesota 74, Drexel 50

UMass 70, **Colorado 62**

Consolation—Drexel 67, Colorado 63

Championship—Minnesota 86, UMass 67

All-Tournament Team-Emily Fox, Minnesota (MVP); Ashley Ellis-Milan, Minnesota; Cerie Mosgrove, UMass; Gabriela Marginean, Drexel; Brittany Spears, Colorado

2009

First Round—Harvard 60, New Orleans 57

Colorado 62, Georgia Southern 50

Consolation—New Orleans 50, Georgia Southern 39

Championship—**Colorado 67**, Harvard 65

All-Tournament Team-Brittany Spears (MVP), **Colorado**; **Bianca Smith, Colorado**; **Chucky Jeffery, Colorado**; Emma Markley, Harvard; Brittany Helm, New Orleans; Carolyn Whitney, Georgia Southern



ALL-TIME COACHING LEDGER



Carol Hochsprung

1974-75/one season

2-11 Overall at CU
2-10 Conference

1975 2-11/5-10



Jerry Zancanelli

1975-78/three seasons

40-38 Overall at CU
16-22 Conference

1975-76 8-12/5-8

1976-77 14-12/5-8

1977-78 18-14/6-6



Rene Portland

1978-80/two seasons

40-20 Overall at CU
19-4 Conference

1978-79 22-9/10-3

1979-80 18-11/9-1



Sox Walseth

1980-83/three seasons

77-21 Overall at CU
25-7 Conference

1980-81 28-5/10-0

1981-82 28-8/8-2

1982-83 21-8/7-5



Ceal Barry

1983-2005/22 seasons

427-242 Overall at CU
191-134 Conference

1983-84 10-18/3-11

1984-85 6-22/2-12

1985-86 21-9/9-5

1986-87 14-14/6-8



Kathy McConnell-Miller

2005-10/5 seasons

65-88 Overall at CU
20-60 Conference

2005-06 9-21/3-13

2006-07 13-17/6-10

2007-08 19-15/5-11

2008-09 11-18/3-13

2009-10 13-17/3-13

1987-88 21-11/8-6

1988-89 27-4/14-0

1989-90 17-11/10-4

1990-91 18-11/8-6

1991-92 22-9/11-3

1992-93 27-4/12-2

1993-94 27-5/12-2

1994-95 30-3/14-0

1995-96 26-9/9-5

1996-97 23-9/12-4

1997-98 12-16/5-11

1998-99 15-14/7-9

1999-00 10-19/4-12

2000-01 22-9/11-5

2001-02 24-10/11-5

2002-03 24-8/11-5

2003-04 22-8/11-5

2004-05 9-19/2-14

All-Time Assistant Coaches

Name	Year	Name	Year	Name	Year
Lillian Barnes	1984-85	Susan Horner	1980-83	Diane Redmond	1983-84
Ron Burgin	2003-04	Jim Jabir	2002-03	Dan Simmons	1991-92
Beth Burnes	1983-87	Steve Kaufman	1990-91	Barb Smith	1987-97
Matt Daniel	2004-05	Kim LaLonde	1997-2001	Jen (Tubergen) Warden	1992-2002
Bob Foley	1978-80	Paul Lindsay	1987-90	Aisha Veasley	2005-10
Tanya Haave	2001-05	Tom McConnell	2006-10	Jen Warden	1996-02
Patrick Harrington	2007-10	Karen Morrison	1990-96	LaTonya Watson	1996-2005
Julie Hoehing	1985-87	Mike Neighbors	2005-06	Annan Wilson	1990-92
		Bethann Shapiro Ord	2005-07		

SEASON-BY-SEASON RESULTS



Pre-Modern Recordkeeping Era

1975

Coach: Carol Hochsprung
Captains: N/A
Record: 2-11 Overall
 2-10 Intermountain Conference
 (2-4 H, 0-7 A)

Highlights: Colorado is recognized, for the first season, as a varsity sport and as a member of the Intermountain Conference. Colorado beats Weber State, 57-54, in the season opener.

J17	+WEBER STATE (ot).....	W	57-54
J18	+UTAH STATE	L	44-50
J25	+at New Mexico State.....	L	39-48
J25	+at New Mexico	L	38-55
J28	+NORTHERN COLORADO	L	37-68
J31	+COLORADO STATE	L	53-74
F6	at Colorado State.....	L	42-81
F14	+at Utah	L	48-68
F15	+at Brigham Young	L	44-60
F21	+ARIZONA.....	L	36-75
F22	+ARIZONA STATE	W	71-44
F28	+at Wyoming.....	L	45-60
M1	+at Northern Colorado	L	54-66

+Intermountain Conference Game

1975 Roster: Cynthia Boyd, Yvonne Casares, Rita Clark, Diane Goldenstein, Lisa Magno, Debbie Pellini, Barb Sears, Marilyn Usick, Nancy Werkmeister.

1975-76

Coach: Jerry Zancanelli
Captain: Debbie Pellini
Record: 8-12 Overall
 5-8 Intermountain Conference
 (5-7 H, 3-5 A)

Highlights: Colorado beats interstate rival Colorado State, 70-41, in the season-opener and Michell Irving was the game's high scorer with 15 points.

N20	at Colorado State.....	W	53-38
N28	FLATIRONS	W	49-42
D4	at Wyoming	L	57-59
J7	NORTHERN COLORADO.....	L	59-60
J9	NEVADA-LAS VEGAS	L	48-121
J16	+NEW MEXICO	L	63-66
J17	+NEW MEXICO STATE	W	63-58
J23	COLORADO STATE.....	W	85-49
J29	+COLORADO STATE	W	70-41
J31	at Nebraska.....	L	53-59
F5	+UTAH.....	L	55-61
F6	+TEXAS-EL PASO	W	67-39
F7	+BRIGHAM YOUNG	L	77-81
F12	+at Arizona State.....	W	55-46
F13	+at Northern Arizona.....	W	79-36
F14	+at Arizona	L	65-70
F20	+WYOMING.....	L	45-52
F21	+at Northern Colorado	L	55-81
F27	+WEBER STATE	L	64-66
F28	+UTAH STATE	L	53-71

+Intermountain Conference Game

1975-76 Roster: Martha Cromartie, Sue Drake, Doni Fischer, Jill Harmon, Mitchell Irving, Kathy Kosorok, Lisa Magno, Kim McCog, Deb Pellini, Kathy Simpson, Char Szynski, Nancy Werkmeister, Candi Winn.

1976-77

Coach: Jerry Zancanelli
Captains: N/A
Record: 14-12 Overall
 5-8 Intermountain Conference
 (9-6 H, 3-6 A, 2-0 N)

Highlights: Freshman Jean Raikes led the team in scoring with a 14.9 points per game average. She was Colorado's first player named to the all-Intermountain Conference Tournament team, played in Boulder.

N6	at Nebraska.....	L	80-81
N18	#ST. MARY'S	W	80-56
N19	#WYOMING.....	W	57-56
N20	+TEMPLE JC.....	L	71-76
N26	§Sportsmen of Iowa	W	73-58
N27	§Simpson	W	73-68
D3	COLORADO STATE.....	W	90-79
D10	NEW SOUTH WALES.....	L	55-103
J7	WYOMING	W	61-41
J10	at Northern Colorado.....	W	58-57
J14	+at Colorado State	W	62-40
J20	**MISSOURI.....	L	56-62
J21	**OKLAHOMA STATE	W	85-75
J22	**IOWA STATE	W	72-71
J28	+at Utah	L	39-62
J29	+at Brigham Young	L	65-89
F3	+ARIZONA STATE	W	84-77
F4	+NORTHERN ARIZONA	W	67-57
F5	+ARIZONA.....	W	79-58
F10	+at Wyoming.....	L	57-63
F12	+NORTHERN COLORADO	L	52-55
F18	+WEBER STATE	L	71-77
F19	+UTAH STATE	L	71-92
F24	+at New Mexico State.....	L	64-77
F25	+at Texas-El Paso.....	W	71-68
F26	+at New Mexico	L	57-74

#Rating tournament at Balch Fieldhouse
 §Indianola (Iowa) Tournament
 +Intermountain Conference Game
 **Big Eight Championships (Boulder)

1976-77 ROSTER

No. Player	Pos.	Ht.	Cl.	Hometown (HS/Pre. College)
3	Sheryl Dumont	G	5-6	Fr. North Chelmsford, Mass.
5	Susan Wichmann	F	5-6	Fr. Tinton Falls, N.J.
11	Doni Fischer	G/F	5-7	So. Lakewood, Colo. (Alameda)
12	Bobbie Brown	G	5-7	Fr. Arvada, Colo.
14	Lisa Jones	F	5-9	Sr. Boulder, Colo.
20	Gayle Culler	G	5-5	Fr. High point, N.C.
21	Jean Raikes	G/F	5-7	Fr. Boulder, Colo. (Fairview)
25	Cathy Lanky	C	6-1	Fr. Lakewood, Colo. (Green Mountain)
32	Dana Manning	F	5-8	Fr. Boulder, CO
42	Martha Cromartie	F	5-9	So. Chapel Hill, N.C.

Head Coach: Jerry Zancanelli

1977-78

Coach: Jerry Zancanelli
Captain: Linda Gehrke
Record: 18-14 Overall
 5-8 Intermountain Conference
 (9-4 H, 4-7 A, 5-3 N)

Highlights: With four players taller than 6-0, Colorado has its winningest season to date with 18 wins. The Buffs win their first regular season tournament, the Chadron State Tournament, with wins over Peru State, Northern State and Wayne State.

N11	HELPING HAND.....	W	79-38
N15	at Denver	W	95-72
N17	COLORADO STATE.....	W	86-62
N22	NORTHERN COLO	W	62-53
N25	NEW MEXICO	L	64-77
N26	ST. MARY'S	W	71-62
N29	++Northern Colorado	W	67-56
D3	#at St. Mary's	(ot) W	79-76
D4	#Phillips.....	L	73-76
D7	WYOMING	W	69-62
D28	§Peru State.....	W	88-35
D29	§Northern State.....	W	99-73
D30	§Wayne State	W	57-47
J5	**Missouri.....	L	66-68
J6	**at Nebraska	L	61-63
J7	**Oklahoma State.....	L	69-75
J13	at UNLV.....	L	36-103
J14	at Redlands	W	107-49
J20	+ARIZONA STATE	W	83-55
J21	+NORTHERN ARIZ	W	89-48
J27	+at Northern Colorado	L	53-59
J28	AIR FORCE	W	78-57
F3	+at Texas-El Paso	W	58-50
F4	+at New Mexico State.....(ot)	W	59-57
F10	+at Weber State.....	L	75-89
F11	+at Utah State	L	67-81
F17	+NEW MEXICO	L	65-72
F18	+ARIZONA	W	73-64
F24	+BRIGHAM YOUNG.....	L	69-84
F25	+UTAH.....	L	70-81
M2	+at Colorado State	L	69-80
M4	+at Wyoming.....	L	58-62

++at McNichols Arena in Denver
 #St. Mary's Tourney
 §Chadron State Tourney
 **Big Eight Championships (Lincoln, Neb.)
 +Intermountain Conference Game

1977-78 ROSTER

No. Player	Pos.	Ht.	Cl.	Hometown (HS/Prev.College)
11	Doni Fischer	G	5-7	Jr. Lakewood, Colo. (Alameda)
12	Bobbie Brown	G	5-6	So. Arvada, Colo.
14	Barb Heit	G	5-9	Fr. Denver, Colo. (Marycrest)
20	Penny Berg	F	5-9	Fr. Dolton, Ill. (Thornridge)
21	Jean Raikes	G/F	5-7	So. Boulder, CO (Fairview)
22	Susan Horner	C	6-1	Jr. Universal City, Texas
25	Cathy Lanky	F	6-1	So. Lakewood, Colo. (Green Mountain)
32	Lynda Gehrke	C	6-1	Sr. Tucson, Ariz.
34	Martha Cromartie	F	5-9	Jr. Chapel Hill, N.C.

Head Coach: Jerry Zancanelli



1978-79

TEAM GAME BY GAME STATISTICS

M. D	Year	Opp	Res.	Score	FGM	FGA	Pct.	FTM	FTA	Pct.	RR	PF	TP	A	TO	B	S	MIN	HALF	
N 17	1978	at Colorado State	W	83-60	27	69	.391	29	46	.630	51	22	83	9	22	1	0	200	CS 32-31	
N 25	1978	Nebraska	W	63-62	23	58	.397	17	23	.739	41	16	63	5	17	3	10	200	NU 32-27	
D 1	1978	at Northern Colorado	W	87-68	38	91	.418	11	14	.786	52	22	87	23	20	3	13	200	CU 41-33	
D 7	1978	at Oklahoma	L	66-68	26	60	.433	14	18	.778	43	24	66	11	29	0	8	200	OU 36-33	
D 11	1978	at Utah State	L	81-88	34	69	.493	13	19	.684	34	28	81	14	24	1	12	200	US 46-41	
D 13	1978	Denver	W	85-50	39	75	.520	7	17	.412	61	18	85	17	38	4	9	200	CU 36-27	
D 20	1978	at Wyoming	W	83-66	31	67	.463	21	30	.700	54	25	83	4	24	3	10	200	CU 46-35	
D 28	1978	ivs. Weber State	L	77-92	31	80	.388	15	27	.556	66	27	77	11	27	1	4	200	WS 46-39	
D 29	1978	ivs. Montana	W	78-55	32	76	.421	14	21	.667	47	15	78	8	19	0	0	200	CU 31-17	
D 30	1978	ivs. North Dakota State	W	87-69	35	87	.402	17	29	.586	61	28	87	16	21	0	0	200	CU 48-31	
J 6	1979	S.W. Missouri State	W	95-57	37	80	.463	21	35	.600	60	29	95	12	31	5	3	200	CU 47-22	
J 13	1979	+Colorado State	W	97-55	43	80	.538	11	16	.688	47	24	97	19	21	4	8	200	CU 46-23	
J 15	1979	+Wyoming	W	84-60	32	66	.485	20	31	.645	42	23	84	10	30	0	9	200	CU 39-31	
J 18	1979	**vs. Kansas	L	64-89	25	61	.410	14	19	.737	36	22	64	9	37	1	12	200	KU 38-25	
J 19	1979	**vs. Oklahoma	W	78-62	35	60	.583	8	9	.889	35	22	78	17	30	0	4	200	CU 38-31	
J 20	1979	**vs. Oklahoma State	L	49-64	23	63	.365	3	5	.600	38	22	49	20	27	7	2	200	OS 32-30	
J 26	1979	+at Northern Arizona	W	103-69	41	85	.482	21	34	.618	74	23	103	4	35	0	9	200	CU 54-29	
J 27	1979	+at Arizona State	W	77-64	31	55	.564	15	29	.517	50	26	77	19	36	0	13	200	AS 34-33	
F 1	1979	+Northern Colorado	W	87-62	40	82	.488	7	15	.467	44	18	87	25	25	1	16	200	CU 40-26	
F 3	1979	at Air Force	W	90-69	36	73	.493	18	25	.720	48	27	90	4	14	0	11	200	CU 49-41	
F 9	1979	+New Mexico State	W	87-67	38	76	.500	11	21	.524	39	19	87	18	23	3	9	200	CU 39-35	
F 10	1979	+UTEP	W	100-42	47	91	.516	15	31	.484	68	21	100	25	28	3	19	200	CU 51-18	
F 16	1979	+Utah State	W	101-96	38	73	.521	25	38	.658	43	25	101	20	29	1	15	200	CU 51-50	
F 17	1979	+Weber State	W	99-93	41	78	.526	17	28	.607	48	24	99	21	31	4	17	200	WS 52-51	
F 22	1979	+at Arizona	W	90-71	32	55	.582	26	42	.619	49	16	90	9	20	0	10	200	AU 37-35	
F 24	1979	+at New Mexico	L	73-93	28	78	.359	17	28	.607	49	29	73	8	17	0	0	200	NM 49-43	
M 1	1979	+at Utah	L	83-97	30	73	.411	23	28	.821	33	24	83	14	24	2	6	200	UU 44-33	
M 2	1979	+at BYU	L	82-99	33	72	.458	16	24	.667	35	24	82	10	0	0	0	200	BY 52-45	
M 7	1979	**vs. New Mexico	W	79-77	34	65	.523	11	16	.688	26	20	79	19	10	2	9	200	CU 38-34	
M 9	1979	+vs. Utah	L	79-82	33	72	.458	13	20	.650	35	23	79	11	20	1	17	200	CU 35-32	
M 10	1979	+vs. Weber State	W	92-87	35	65	.538	23	31	.742	31	17	92	10	11	0	14	200	CU 42-27	
TOTALS					1047	2233	.469	493	772	.639	1440	706	2588	422	739	49	269	2588	6200	

#Montana State Tourney (Bozeman, Mont.), +Intermountain Conference Game, **Big Eight Championships (Lincoln, Neb.), ++Playoff for third place (Tucson, Ariz.), †AIAW first round regional (Tucson, Ariz.), ††AIAW regional third place game (Tucson, Ariz.)

INDIVIDUAL SEASON STATISTICS

# Player	GP	GS	FG	FGA	Pct	FT	FTA	Pct	Tot	Avg	PF	FO	A	TO	Blk	Stl	Pts	Avg
20 O'Rourke, Corky	30	26	191	398	.480	81	102	.794	98	3.3	99	6	93	95	5	36	463	15.4
22 Horner, Susan	30	25	171	339	.504	73	112	.652	260	8.7	99	4	16	75	8	22	415	13.8
30 Bean, Sandy	25	13	121	227	.533	72	122	.590	204	8.2	61	3	79	72	0	52	314	12.6
21 Raikes, Jeannie	31	25	166	347	.478	43	60	.717	97	3.1	80	1	41	89	2	33	375	12.1
35 Welch, Laurie	31	25	108	237	.456	45	77	.584	106	3.4	103	6	80	134	7	61	261	8.4
25 Irving, Michell	30	19	92	210	.438	58	93	.624	204	6.8	91	6	25	65	9	22	242	8.1
32 Sampson, Margie	24	1	55	122	.451	27	43	.628	117	4.9	44	3	4	25	11	4	137	5.7
25 Brugger, Liz	16	10	31	80	.388	23	34	.676	94	5.3	32	2	5	28	6	9	85	5.3
12 Mallett, Denise	30	8	57	157	.363	44	69	.638	74	2.5	49	1	66	102	1	33	158	5.3
55 Scheidt, Kim	26	3	47	98	.480	27	43	.628	110	4.2	34	0	16	31	2	12	121	4.7
4 Brown, Bobbi	16	0	7	19	.368	3	12	.250	11	0.7	14	0	2	15	2	1	17	1.1
Total	31	1047	2233	.469	493	772	.639	1513	48.8	706	32	422	739	49	269	2588	83.5	
Opponents	31	879	2024	.434	485	744	.652	1350	43.5	704	42	372	837	74	224	2233	72.0	

1979-80

TEAM GAME BY GAME STATISTICS

M. D	Year	Opp	Res.	Score	FGM	FGA	Pct.	FTM	FTA	Pct.	RR	PF	TP	A	TO	B	S	MIN	HALF
N 16	1979	Colorado State	W	112-48	43	81	.531	26	38	.684	69	24	112	32	25	2	20	200	CU 63-21
D 1	1979	Wyoming	W	90-82	31	53	.585	28	40	.700	45	29	90	25	34	2	28	200	CU 47-44
D 3	1979	Oklahoma	W	90-77	29	60	.483	32	37	.865	37	22	90	15	29	0	21	200	OU 50-38
D 6	1979	at Kansas State	L	75-106	35	75	.467	5	7	.714	41	32	75	20	26	0	15	200	KS 46-36
D 8	1979	at Nebraska	L	62-65	29	63	.453	4	5	.800	34	20	62	13	31	0	14	200	CU 38-29
D 29	1979	Colo. Women's Coll.	W	103-52	38	85	.447	27	36	.750	50	15	103	15	17	5	22	200	CU 50-27
J 2	1980	at Ohio State	L	74-75	33	67	.493	8	11	.727	37	12	74	16	26	1	14	200	CU 40-28
J 5	1980	at Duke	W	78-64	29	67	.433	20	27	.741	39	27	78	14	29	0	19	200	DU 28-27
J 7	1980	at Virginia	L	63-65	24	57	.421	15	21	.714	28	22	63	10	26	0	17	200	CU 36-31
J 9	1980	at St. Joseph's	W	77-67	32	63	.508	13	18	.722	45	20	77	17	25	2	11	200	CU 34-25
J 10	1980	at Villanova	L	58-61	22	53	.415	14	24	.583	36	18	58	11	28	1	20	200	VU 32-24
J 12	1980	at Penn State	L	72-75	22	59	.373	28	32	.875	43	19	72	10	37	1	18	200	PS 34-33
J 14	1980	at Fordham	W	77-61	28	64	.438	21	31	.677	52	18	77	9	19	0	8	200	CU 42-38
J 17	1980	**Nebraska	W	85-70	31	65	.477	23	30	.767	39	27	85	12	28	4	9	200	CU 36-34
J 18	1980	**Kansas (9)	L	76-98	28	60	.467	20	24	.833	29	22	76	9	29	4	9	200	KU 56-42
J 19	1980	**Kansas State (13)	L	69-81	27	74	.365	15	19	.789	37	20	69	8	21	3	10	200	KS 47-42
J 21	1980	+Northern Arizona	W	129-47	51	87	.586	27	31	.871	62	21	129	36	18	0	25	200	CU 66-17
J 25	1980	Wayland Baptist	L	68-76	28	73	.384	12	18	.667	38	24	68	10	14	3	9	200	WB 47-32
F 1	1980	+at Idaho State	W	81-52	34	6													

1980-81



TEAM GAME BY GAME STATISTICS

M	D	Year	CU Rank	Opp (rank)	Res.	Score	FGM	FGA	Pct.	FTM	FTA	Pct.	O	D	T	PF	TP	A	TO	B	S	MIN	HALF	
N	18	1980		Colo. Women's Co.	W	107-73	47	89	.528	13	25	.520				52	19	107	26	19	1	10	200	CU 51-34
N	26	1980		Wyoming	W	86-59	34	66	.515	18	30	.600				54	22	86	21	33	1	13	200	CU 46-25
N	29	1980		Eastern Washington	W	97-53	40	79	.506	17	27	.630				56	19	97	22	15	9	12	200	CU 53-28
D	5	1980		#vs. Texas Tech	W	67-56	25	76	.329	17	28	.607				58	22	67	12	28	0	18	200	CU 42-31
D	6	1980		#at Arizona State	W	72-64	29	58	.500	14	22	.636				51	18	72	18	29	3	5	200	CU 38-29
D	8	1980		Winnipeg	W	86-39	38	65	.585	10	18	.556				48	16	86	26	16	2	14	200	CU 41-19
D	10	1980		Utah	W	83-49	33	71	.465	17	26	.654				55	19	83	22	24	4	14	200	CU 40-23
D	16	1980		Fort Carson	W	134-33	63	100	.630	8	12	.666				61	12	134	38	13	4	16	200	CU 68-19
D	20	1980		at Colorado State	W	94-77	37	69	.536	20	24	.833				41	21	94	18	11	2	7	200	CU 42-35
D	22	1980		Baylor	W	75-50	29	64	.453	17	21	.810	17	32	53	21	75	26	21	4	8	21	200	CU 36-29
J	3	1981	19	St. Francis	W	94-54	42	76	.553	6	9	.667	16	28	48	17	90	23	14	7	4	8	200	CU 43-30
J	6	1981	18	at Pepperdine	W	71-67	31	56	.554	9	12	.750				35	23	71	23	18	7	10	200	T 31-31
J	7	1981	18	at Long Beach State (4)	L	55-77	24	50	.480	7	11	.636				37	16	55	15	25	3	7	200	LB 30-25
J	9	1981	18	at San Diego State	L	55-71	23	53	.434	9	17	.529				38	29	55	13	25	4	11	200	SD 28-22
J	15	1981		**at Kansas (5)	L	69-88	33	67	.493	3	8	.375				38	17	69	11	26	6	7	200	KU 43-30
J	16	1981		**vs. Oklahoma State	W	80-49	32	63	.508	16	23	.696				48	26	80	24	18	8	9	200	CU 39-27
J	17	1981		**vs. Iowa State	W	72-64	30	59	.508	12	24	.500				47	19	72	14	20	6	6	200	CU 39-33
J	22	1981		+at New Mexico State	W	95-59	35	71	.493	25	36	.694	22	35	57	20	95	18	21	8	8	8	200	CU 50-33
J	24	1981		+at Northern Arizona	W	79-47	34	68	.500	11	16	.688				60	19	79	20	19	10	11	200	CU 39-25
J	28	1981		Utah State	W	103-40	45	76	.592	13	17	.765				63	17	103	37	23	7	13	200	CU 45-27
J	30	1981		Delta State	W	83-65	33	67	.493	17	23	.739	16	30	47	16	83	21	23	8	12	10	200	CU 39-27
J	31	1981		Idaho State	W	94-37	43	75	.573	8	10	.800				49	14	94	28	19	4	13	200	CU 45-22
F	5	1981		+New Mexico State	W	79-41	34	73	.466	11	15	.733				64	15	79	29	23	4	15	200	CU 39-21
F	7	1981		+Northern Arizona	W	81-42	37	58	.638	7	10	.700				41	10	81	26	19	9	11	200	CU 47-12
F	13	1981		at Utah	L	75-84	28	60	.467	19	23	.826				56	36	75	19	13	6	11	200	CU 41-40
F	14	1981		at Weber State	W	81-75	35	60	.583	11	15	.733				41	26	81	20	28	6	11	200	CU 40-35
F	20	1981		+at Utah State	W	91-76	42	70	.600	7	11	.636				40	19	91	17	27	5	7	200	CU 44-38
F	21	1981		+at Idaho State	W	94-61	40	67	.597	14	19	.737				49	17	94	19	18	4	8	200	CU 43-26
F	23	1981		at Wyoming	W	90-64	33	62	.532	24	32	.750				43	14	90	23	13	1	12	200	CU 43-31
F	25	1981		+Weber State	W	93-59	37	65	.569	19	21	.905	13	42	65	22	93	29	25	11	13	200	CU 40-31	
M	6	1981		#vs. BYU	W	97-82	43	65	.662	11	14	.786	11	24	35	24	97	21	21	3	9	9	200	BY 47-45
M	7	1981		#vs. Utah	W	75-61	31	54	.574	13	20	.650	7	31	38	17	75	22	14	2	7	200	CU 39-25	
M	18	1981	17	††at Oregon (18)	L	67-74	26	71	.366	15	21	.714				48	21	67	20	23	3	8	200	OU 40-27
TOTALS							1166	2223	.525	438	640	.682	102	222	1616	656	2770	721	686	161	357	6600		

#Fiesta Classic Tournament (Tempe, Ariz.), **Big Eight Championships (Lawrence, Kan.), +Intermountain Conference Game, †Region VII Championships (Las Cruces, N.M.)
 ††First round AIAW Division I National Championship Tournament (Eugene, Ore.), () Opponent's AP Ranking at Tipoff

INDIVIDUAL SEASON STATISTICS

#	Player	GP	GS	Min	Avg	FG	FGA	Pct	FT	FTA	Pct	Tot	Avg	PF	FO	A	TO	Blk	Stl	Pts	Avg
25	Van Goo, Lisa	33	33	836	25.3	266	491	.542	78	127	.614	363	11.0	110	7	38	90	100	21	610	18.5
11	Descano, Debbie	33	26	901	27.3	177	290	.610	98	121	.810	174	5.3	72	0	114	93	7	45	452	13.7
30	Bean, Sandy	33	30	872	26.4	143	252	.567	47	76	.618	244	7.4	47	0	123	84	2	74	333	10.1
12	Bailey, Betsy	31	25	796	25.7	135	267	.506	20	27	.741	106	3.4	70	1	95	80	8	51	290	9.4
20	O'Rourke, Corky	33	10	664	20.1	105	198	.530	25	34	.735	42	1.3	57	0	76	59	2	30	235	7.1
35	Welch, Laurie	33	32	840	25.5	100	240	.417	29	49	.592	91	2.8	73	2	112	103	15	67	228	6.9
43	Hook, Gail	6	0	93	15.5	12	34	.353	15	19	.789	29	4.8	13	0	8	16	16	1	39	6.5
22	Irving, Michell	33	8	570	17.3	82	161	.509	39	55	.709	137	4.2	90	3	58	54	9	19	203	6.2
21	Hoehling, Julie	31	1	427	13.8	62	115	.539	54	74	.730	119	3.8	47	0	68	50	2	32	178	5.7
11	Abendroth, Julie	30	0	300	10.0	58	116	.500	10	21	.476	97	3.2	46	0	12	22	11	6	126	4.2
33	Kenyon, Kim	29	0	288	9.9	26	57	.456	23	35	.657	60	2.1	16	1	16	30	5	17	75	2.6
55	Scheidt, Kim	3	0	23	7.7	0	2	.000	1	2	.500	6	2.0	3	0	1	4	0	1	1	0.3
Team												148									
Total		33	33	6600	1166	2223	.525	438	640	.682	1616	48.8	656	13	721	686	161	357	2770	83.9	
Opponents		33	33	6600	757	2112	.358	456	703	.649	1130	34.2	637	13	400	705	53	269	1970	59.7	

1981-82

TEAM GAME BY GAME STATISTICS

M	D	Year	CU Rank	Opp (rank)	Res.	Score	FGM	FGA	Pct.	FTM	FTA	Pct.	RB	PF	TP	A	TO	B	S	MIN	HALF
N	14	1981		at Wayland Baptist	L	56-70	23	51	.451	10	21	.476	38	18	56	10	28	0	8	200	WB 35-21
N	18	1981		Pacific Christian	W	108-43	50	102	.490	8	10	.800	80	23	108	32	22	12	24	200	CU 50-18
N	20	1981		Colorado College	W	97-39	44	84	.524	9	12	.750	53	21	97	32	15	7	23	200	CU 50-22
N	28	1981		Utah	W	77-63	32	75	.427	13	20	.650	58	28	77	24	28	6	12	200	CU 40-35
N	30	1981		at Wyoming	W	82-66	34	75	.453	14	23	.609	57	25	82	6	23	4	3	200	CU 41-28
D	3	1981		†Cal State Fullerton	W	89-77	31	56	.554	27	43	.628	41	25	89	10	27	0	17	200	CU 39-30
D	4	1981		#at California	W	67-56	27	50	.540	13	20	.650	43	21	67	8	27				



1982-83

TEAM GAME BY GAME STATISTICS

M	D	Year	Opp (rank)	Res.	Score	FGM	FGA	Pct.	FTM	FTA	Pct.	RB	PF	TP	A	TO	B	S	MIN	HALF
N	19	1982	#UTEP	W	76-45	29	67	.433	18	27	.667	67	21	76	18	20	5	9	200	CU 30-16
N	20	1982	#Colorado State	W	78-49	32	68	.471	14	30	.467	56	19	78	22	22	2	12	200	CU 37-29
N	26	1982	Utah State	W	61-46	25	68	.368	11	15	.733	47	11	61	23	16	6	15	200	CU 28-24
N	29	1982	Adams State	W	100-58	42	82	.512	16	22	.727	51	20	100	29	18	6	18	200	CU 52-26
D	2	1982	Colorado State	W	90-56	36	73	.493	18	24	.750	48	24	90	28	22	8	12	200	CU 47-25
D	4	1982	Weber State	W	89-77	43	65	.662	3	4	.750	30	12	89	32	24	6	13	200	CU 52-29
D	8	1982	at Colorado State	W	72-60	27	52	.519	18	24	.750	33	12	72	16	25	5	6	200	CS 33-32
D	19	1982	Svs. Oregon	L	58-73	25	61	.410	8	11	.727	37	18	58	13	18	2	5	200	CU 37-32
D	20	1982	at Portland State	L	53-57	22	58	.379	11	21	.524	53	23	55	10	30	7	6	200	CU 29-24
D	21	1982	Svs. Washington	W	67-65	27	57	.473	13	17	.764	42	18	67	13	25	5	11	200	UW 35-16
J	5	1983	Fort Hays State	W	89-37	36	81	.444	17	26	.654	65	13	89	26	17	5	16	200	CU 50-16
J	8	1983	at Wyoming	W	67-63	27	70	.386	13	19	.684	51	18	67	15	20	6	14	200	UW 36-33
J	11	1983	Utah State	W	92-57	36	67	.537	20	29	.690	62	16	92	32	26	7	12	200	CU 43-31
J	15	1983	*at Kansas State (13)	L	59-75	24	51	.471	11	25	.440	24	21	59	11	24	4	13	200	CU 38-36
J	17	1983	*at Missouri (14)	L	64-90	28	62	.452	8	12	.667	32	15	64	16	20	1	5	200	UM 33-32
J	22	1983	*Nebraska	W	89-85	35	78	.449	19	32	.594	45	15	89	24	10	4	13	200	CU 44-33
J	24	1983	Wyoming	W	78-52	35	68	.515	8	11	.727	45	16	78	27	12	5	3	200	CU 34-28
J	28	1983	*at Oklahoma State	W	73-55	27	53	.509	19	28	.679	59	18	73	17	12	7	3	200	CU 33-30
J	29	1983	*at Oklahoma	L	79-90	31	55	.564	17	24	.708	40	28	79	23	23	4	10	200	OU 46-31
F	4	1983	*Missouri	W	83-68	31	57	.544	21	29	.724	42	20	83	20	18	5	6	200	CU 37-26
F	5	1983	*Oklahoma State	W	76-56	29	55	.527	18	29	.621	44	9	76	16	17	4	9	200	CU 38-18
F	10	1983	*at Kansas	L	72-83	29	72	.403	14	24	.583	42	19	72	10	17	0	14	200	KU 43-37
F	12	1983	*at Nebraska	L	89-96	33	67	.493	23	32	.719	44	23	89	19	24	4	9	200	NU 42-37
F	15	1983	Colorado College	W	83-58	30	69	.435	23	36	.639	51	17	83	17	17	6	21	200	CU 37-28
F	19	1983	*Kansas State (9)	W	84-67	31	65	.477	22	27	.815	41	16	84	16	16	4	8	200	CU 47-31
F	26	1983	*Oklahoma	W	89-82	35	72	.486	19	25	.760	48	19	89	20	14	7	9	200	CU 41-38
M	5	1983	*Kansas	W	90-82	39	67	.582	12	21	.571	36	17	90	29	21	3	9	200	CU 44-40
M	10	1983	at Oklahoma	W	78-70	24	51	.471	30	37	.811	41	20	78	4	14	7	8	200	OU 36-35
M	11	1983	Svs. Kansas State (14)	L	63-97	28	68	.412	7	7	1.000	33	18	63	11	18	1	3	200	KS 50-32
TOTALS						896	1879	.477	451	668	.675	1309	516	2243	557	560	136	294	5800	

#Lady Buff Avia Tourney (Boulder), \$Giusti Tournament (Portland, Ore.), *Big Eight Conference Game, & Big Eight Tournament (Norman, Okla.), () Opponent's AP Ranking at Tipoff

ROSTER

No.	Player	Pos.	Ht.	Cl.	Exp.	Hometown (HS/Previous College)
10	Kim Jackson	C	6-1	Fr.		Aurora, Colo. (Aurora Hinkley)
11	Julie Abendroth	C	6-2	Jr.		Chula Vista, Calif. (Hilltop)
12	Diane Hiemstra	G	5-11	Jr.		Yankton, S.D. (Yankton)
13	Terrri Kenyon	G	5-9	Fr.		Denver, Colo. (Thomas Jefferson)
20	Kelly Reilly	F	5-7	So.		Lakewood, Colo. (Green Mountain)
21	Julie Hoehing	F	5-10	Jr.		Sylvania, Ohio (Northview)
22	Vanessa Sheffield	F	5-10	Fr.		Aurora, Colo. (Aurora Central)
23	Kris Holwerda	G	5-9	So.		Brookings, S.D. (Brookings)
25	Lisa VanGoer	C	6-3	Jr.	2L	Yankton, S.D. (Yankton)
33	Kim Kenyon	F	5-9	Fr.		Englewood, Colo. (Cherry Creek)
35	Stacey Whitfield	G	5-7	Fr.		Colorado Springs, Colo. (Harrison)
43	Listia Harding	F	5-11	Fr.		Southfield, Mich. (Southfield-Lathrop)
44	Patty Slighter	F/C	6-1	So.	1L	Greeley, Colo. (Greeley Central)
45	Cathy Lowell	C	6-1	Fr.		Grand Junction, Colo. (Grand Junction Central)

Head Coach: Sox Walseth

Assistant Coach: Susan Horner

Record: 21-8 Overall
7-5 Big Eight Conference
(16-0 H, 3-5 A, 2-3 N)

Captain: Kim Kenyon

Notes: Colorado joins the Big Eight Conference and Lisa Van Goer becomes the first Colorado basketball player, male or female, to grab 1,000 rebounds. Sox Walseth closes out his coaching career at the University.

INDIVIDUAL SEASON STATISTICS

#	Player	GP	GS	Min	Avg	FG	FGA	Pct	FT	FTA	Pct	Tot	Avg	PF	FO	A	TO	Blk	Stl	Pts	Avg	
29	Van Goor, Lisa	29	29	872	30.1	202	454	.445	88	144	.611	299	10.3	103	6	31	75	82	43	492	17.0	
12	Hiemstra, Diane	29	29	1042	35.9	219	421	.520	46	56	.821	89	3.1	50	0	98	66	18	38	484	16.7	
21	Hoehing, Julie	29	29	910	31.4	127	268	.474	99	142	.697	222	7.7	83	3	109	83	14	57	353	12.2	
23	Holwerda, Kris	29	29	943	32.5	122	223	.547	69	89	.775	125	4.3	58	0	154	114	5	67	313	10.8	
33	Kenyon, Kim	29	29	870	30.0	77	157	.490	75	111	.676	182	6.3	76	1	89	67	2	34	229	7.9	
35	Whitfield, Stacey	21	0	143	6.8	26	58	.448	15	23	.652	27	1.3	6	0	11	23	3	12	67	3.2	
44	Slighter, Patty	29	0	361	12.4	28	78	.359	29	51	.569	98	3.4	8	0	13	38	2	8	85	2.9	
20	Reilly, Kelly	26	0	201	7.7	20	46	.435	18	27	.667	10	0.4	18	0	21	35	0	13	58	2.2	
22	Sheffield, Vanessa	16	0	54	3.4	2	11	.182	2	6	.333	15	0.9	14	0	0	8	1	0	6	0.4	
10	Jackson, Kim	14	0	217	15.5	36	76	.474	5	10	.500	72	5.1	27	2	13	30	9	10	77	5.5	
13	Jackson, Terri	17	0	179	10.5	35	83	.422	5	9	.556	37	2.2	22	0	17	21	0	12	75	4.4	
11	Abendroth, Julie	1	0	8	8.0	2	4	.500	0	0	.000	2	2.0	1	0	1	0	0	0	4	4.0	
Total		29	5800	896	1879	.477	451	668	.675	1309	516	2243	557	560	136	294	2243	77.3				
Opponents		29	5800	805	2039	.395	338	520	.650	1196	41.2	579	25	406	587	115	294	1948	67.1			

1983-84

TEAM GAME BY GAME STATISTICS

M	D	Year	Opp (rank)	Res.	Score	FGM	FGA	Pct.	FTM	FTA	Pct.	O	D	T	PF	TP	A	TO	B	S	MIN	HALF	
N	18	1983	#BYU	W	89-72	34	56	.607	21	31	.677				38	16	89	24	24	5	15	200	CU 41-34
N	19	1983	#Arizona State (16)	W	95-73	36	64	.563	23	33	.697				41	18	95	23	23	6	9	200	CU 44-30
N	23	1983	at New Mexico	W	79-66	34	65	.523	11	17	.647				52	24	79	21	23	4	6	200	CU 35-29
N	25	1983	at Northern Arizona	W	62-60	23	51	.451	16	25	.640				34	17	62	6	14	2	4	200	CU 28-26
D	1	1983	at Wyoming	W	57-56	24	75	.320	9	11	.818				42	19	57	7	11	3	12	200	UW 35-21
D	3	1983	Oregon	L	71-82	29	76	.382	13	18	.722	13	22	38	22	71	18	11	2	15	200	OU 41-23	
D	5	1983	at Utah	L	60-88	40	72	.556	8	14	.571				31	20	60	11	24	0	13	200	UW 61-24
D	7	1983	Colorado State	W	82-69	33	72	.458	16	23	.696	16	26	44	17	82	22	10	7	13	200	CS 32-26	
D	19																						

1984-85



TEAM GAME BY GAME STATISTICS

M	D	Year	Opp (rank)	Res.	Score	TOTAL FG			FT			REBOUNDS					MIN		HALF			
						FGA	Pct.	FTM	FTA	Pct.	O	D	T	PF	TP	A	TO	B		S		
N	21	1984	@ Georgia Tech	L	56-76	23	59	.390	10	23	.435	41	25	56	11	26	0	4	200	GT 39-27		
N	23	1984	@ Florida State	L	60-66	27	50	.540	6	14	.429	29	12	60	14	27	3	12	200	FS 29-28		
N	28	1984	Nex Mexico	W	71-69	29	63	.460	13	20	.650	15	27	45	15	22	2	8	200	NM 34-30		
D	1	1984	Texas Tech	W	56-79	19	54	.352	18	25	.720	12	28	43	9	56	13	3	8	200	TT 43-31	
D	5	1984	@ Colorado State	L	56-61	18	44	.409	20	34	.588	38	15	56	5	26	0	4	200	CS 32-28		
D	10	1984	Wyoming	W	92-58	33	79	.418	26	37	.703	26	29	60	26	92	12	4	200	CU 50-21		
D	14	1984	vs. Minnesota	L	61-84	24	62	.387	13	21	.619	38	20	61	14	28	1	11	200	UM 34-27		
D	15	1984	@ Montana	L	44-61	12	47	.255	20	29	.690	46	25	44	5	29	3	7	200	UM 29-18		
D	22	1984	UCLA	L	70-77	29	60	.580	12	21	.571	9	21	33	15	70	17	29	1	7	200	UC 33-27
D	29	1984	UNLV	L	60-77	26	65	.400	8	24	.333	17	22	41	22	60	15	19	4	13	200	LV 40-28
J	4	1985	vs. Arizona State	W	86-68	33	58	.569	20	27	.741	44	22	86	17	24	6	7	200	CU 39-38		
J	5	1985	@ San Francisco	L	65-75	24	61	.393	17	29	.586	19	24	44	20	65	12	15	1	3	200	CU 35-33
J	8	1985	Washington State	W	84-70	34	65	.523	16	25	.640	11	26	41	13	84	21	15	2	10	200	CU 37-25
J	16	1985	@ Oklahoma State	L	71-76	32	70	.457	7	15	.467	47	30	71	24	21	2	2	200	OS 40-30		
J	19	1985	Kansas State	L	74-89	28	61	.459	18	29	.621	14	22	38	22	74	14	25	0	12	200	KS 43-39
J	23	1985	@ Nebraska	W	90-83	35	68	.515	20	28	.714	45	19	90	19	19	5	8	200	CU 47-43		
J	26	1985	Kansas	L	55-66	20	62	.323	15	22	.682	17	21	39	20	55	12	15	3	5	200	CU 39-22
J	29	1985	*Oklahoma (19/21)	L	65-73	23	44	.523	19	26	.731	9	29	38	27	65	10	37	1	7	200	T 31-31
F	2	1985	@ Missouri	L	71-92	26	65	.400	19	25	.760	40	26	71	17	31	5	11	200	UM 50-31		
F	7	1985	*Iowa State	W	67-66	27	56	.482	13	18	.722	7	26	36	22	67	16	18	8	9	200	CU 38-30
F	9	1985	@ Kansas	L	51-74	16	46	.348	19	29	.655	13	24	37	18	51	8	32	0	5	200	CU 33-22
F	13	1985	*Nebraska	L	60-85	24	60	.400	12	20	.600	15	21	39	13	60	14	27	6	8	200	NU 40-30
F	16	1985	*Oklahoma State	L	74-84	29	67	.433	16	20	.800	15	20	38	19	74	16	13	7	6	200	OS 38-36
F	20	1985	@ Oklahoma (21)	L	58-80	19	51	.373	20	26	.769	43	22	58	14	19	3	4	200	OU 39-31		
F	23	1985	@ Kansas State	L	60-75	26	57	.456	8	12	.667	11	12	32	22	60	14	26	1	4	200	KS 37-29
F	27	1985	*Missouri	L	65-79	25	48	.521	15	19	.789	7	19	28	19	65	16	24	2	4	200	CU 37-35
M	2	1985	@ Iowa State	L	56-74	22	57	.386	12	21	.571	16	17	35	18	56	8	17	1	4	200	IS 33-30
M	3	1985	@ Missouri	L	64-87	22	44	.500	20	29	.690	19	27	64	13	18	5	7	200	UM 38-28		
TOTALS						705	1613	.437	432	668	.647	233	388	1103	563	1842	399	653	79	200	5600	

\$Lady Griz Insurance Classic Tournament (Missoula, Mont.), #Sourdough Classic Tournament (San Francisco, Calif.), *Big Eight Conference Game, & Big Eight Tournament Game, () Opponent's AP Ranking at Tipoff

ROSTER

No. Player	Pos.	Ht.	Cl.	Exp.	Hometown (HS/Previous College)
10 Julie Moore	G	5-6	So.	1L	St. Louis, Mo. (Laude)
11 LeaAnn Banks	C	6-1	Jr.	1L/3C	Vinita, Okla. (Vinita/Eastern Oklahoma State)
12 Angie Duncan	G	5-6	Jr.	3C	Muskogee, Okla. (Muskogee/Eastern OK State)
13 Terri Jackson	F	5-10	So.	VR	Denver, Colo. (Thomas Jefferson)
22 Nina Smith	F	5-9	So.	1L	Mullins, S.C. (Mullins)
23 Kris Holwerda	G	5-10	Jr.	2L	Brookings, S.D. (Brookings)
24 Therese Puchalski	G	5-10	Jr.	HS	Fountain Valley, Calif. (Fountain Valley)
25 Lisa VanGoor	C	6-3	Sr.	3L	Yankton, S.D. (Yankton)
33 Erin Carson	G	6-0	Fr.	HS	Abbotsford, B.C. (Abbotsford)
35 Aileen Murray	F/G	5-9	Sr.	1L/3C	Burlingame, Calif. (Burlingame/San Mateo CC)
44 Patty Slighter	F/C	6-1	Sr.	3L	Greeley, Colo. (Greeley Central)

Head Coach: Ceal Barry

Assistant Coaches: Beth Burns, Lillian Barnes

Record: 6-22 Overall
2-12 Big Eight Conference
(4-9 H, 1-12 A, 1-1 N)

Captains: Lisa Van Goor, Aileen Murray, Patty Slighter

Notes: Senior Lisa Van Goor becomes the first Colorado player to eclipse the 2,000-point mark. Freshman Erin Carson's 81.2 free throw percentage is one of the best in the country.

INDIVIDUAL SEASON STATISTICS

# Player	GP	GS	Min	Avg	FGA	Pct	FT	FTA	Pct	Tot	Avg	PF	FO	A	TO	Blk	Stl	Pts	Avg	
25 Van Goor, Lisa	13	8	394	30.3	85	189	.450	48	73	.658	97	7.5	48	3	8	28	26	9	218	16.8
33 Carson, Erin	28	17	740	26.4	149	316	.472	95	117	.812	91	3.3	79	4	55	106	5	24	393	14.0
11 Banks, LeaAnn	28	27	871	31.1	145	267	.543	84	155	.542	268	9.6	102	9	38	100	16	35	374	13.4
23 Holwerda, Kris	28	27	837	29.9	63	148	.426	55	77	.714	78	2.8	48	0	101	88	1	26	181	6.5
44 Slighter, Patty	28	18	580	20.7	64	155	.413	31	40	.775	128	4.6	53	1	17	51	18	9	159	5.7
22 Smith, Nina	28	20	540	19.3	58	139	.417	32	67	.478	112	4.0	73	4	29	63	10	26	148	5.3
24 Puchalski, Therese	28	6	532	19.0	49	151	.325	22	50	.440	56	2.0	50	2	55	85	0	26	120	4.3
10 Moore, Julie	27	5	258	9.6	33	94	.351	16	21	.762	52	1.9	30	0	28	41	0	28	82	3.0
12 Duncan, Angie	27	8	427	15.8	17	51	.333	18	30	.600	30	1.1	40	0	44	53	0	14	52	1.9
35 Murray, Aileen	26	1	258	9.9	18	44	.409	5	8	.625	41	1.6	29	1	15	17	0	11	41	1.6
13 Jackson, Terri	7	3	163	23.3	24	59	.407	26	30	.867	56	8.0	15	1	9	21	3	7	74	10.6
Team										84										
Total	28	18	5600		705	1613	.437	432	668	.647	1103	39.0	563	25	399	653	79	200	1842	65.8
Opponents	28	18	5600		831	1795	.464	445	651	.684	1053	37.6	588	16	431	491	77	312	2107	75.3

1985-86

TEAM GAME BY GAME STATISTICS

M	D	Year	Opp (rank)	Res.	Score	TOTAL FG			FT			REBOUNDS					MIN		HALF			
						FGA	Pct.	FTM	FTA	Pct.	O	D	T	PF	TP	A	TO	B		S		
N	23	1985	Adams State	W	106-54	43	76	.566	20	33	.606	15	28	46	12	106	21	24	5	26	200	CU 48-20
N	26	1985	Northern Colorado	W	91-50	39	78	.500	13	20	.650	19	20	41	15	91	13	22	2	29	200	CU 41-22
N	29	1985	@ Texas Tech	L	58-69	22	58	.379	14	19	.737	10	22	40	23	58	11	30	6	10	200	TT 35-31
D	3	1985	@ Wyoming	W	65-60	25	60	.417	15	29	.517	18	17	37	20	65	12	21	3	15	200	UM 31-29
D	6	1985	vs. Indiana	L	66-69	30	58	.517	6	11	.545	24	17	66	17	16	4	10	200	CU 31-30		
D	7	1985	vs. Baylor	W	75-62	29	53	.547	17	19	.895	36	13	75	19	21	3	11	200	CU 37-31		
D	11	1985	Colorado State	W	89-61	32	62	.516	25	37	.676	19	17	37	20	89	14	20	7	16	200	CU 43-28
D	20	1985	vs. Charleston	W	81-66	35	69	.507	11	16	.688	47	16	81	18	21	9	8	200	CC 46-41		
D	21	1985	vs. Holy Cross	L	76-83	33	58	.569	10	12	.833	19	22	75	16	18	4	13	200	CU 44-33		
D	22	1985	vs. Delaware	W	84																	



1986-87

TEAM GAME BY GAME STATISTICS

M	D	Year	Opp	(rank)	Res.	Score	TOTAL FG			3PT FG			FT			REBOUNDS					MIN	HALF				
							FGM	FGA	Pct.	3FGM	3FGA	Pct.	FTM	FTA	Pct.	O	D	T	PF	TP			A	TO	B	S
N	28	1986	vs. Northern Arizona		W	61-63	17	53	.321	0	0	.000	27	40	.675	12	31	48	27	61	8	19	1	7	200	NA 34-26
N	29	1986	vs. E. Washington		L	62-48	24	69	.348	0	0	.000	14	19	.737	16	33	54	11	62	11	10	2	4	200	CU 25-24
D	2	1986	Wyoming		W	80-57	35	57	.614	0	0	.000	10	12	.833	4	34	38	15	80	19	15	4	13	200	CU 40-30
D	5	1986	vs. Ohio State (15)		D	64-87	24	55	.436	1	2	.500	15	21	.714	11	15	26	23	64	8	17	1	13	200	OS 44-36
D	6	1986	vs. Notre Dame		D	76-57	27	65	.415	1	2	.500	21	25	.840	16	16	32	12	76	8	17	1	12	200	CU 37-27
D	10	1986	at Colorado State		W	75-64	26	55	.473	0	1	.000	23	29	.793	9	17	26	17	75	16	14	1	9	200	CU 37-34
D	12	1986	Cal-St. Fullerton		W	77-51	35	60	.583	0	0	.000	7	12	.583	8	24	39	9	77	24	19	0	10	200	CU 43-27
D	13	1986	Utah State		W	100-27	34	57	.596	0	0	.000	32	46	.696	20	24	44	13	100	24	20	4	20	200	CU 55-18
D	21	1986	Montana State		W	75-69	28	59	.475	0	0	.000	19	29	.655	31	23	75	19	19	3	8	200	MS 40-30		
D	28	1986	at Oregon		L	75-81	33	69	.478	0	0	.000	9	13	.692	9	25	34	37	75	20	13	2	8	200	OU 40-32
D	30	1986	at Minnesota		L (OT)	74-76	31	68	.456	0	0	.000	12	15	.800	13	22	35	22	74	22	20	5	13	205	UM 34-33
J	3	1987	Pennsylvania		W	84-38	35	68	.515	0	0	.000	14	18	.778	15	24	47	13	84	20	13	2	16	200	CU 41-16
J	7	1987	at Fresno State		L (OT)	69-70	30	74	.405	0	0	.000	9	16	.563	6	49	28	69	14	20	3	10	225	CU 31-30	
J	10	1987	*Oklahoma State		L	81-83	35	69	.507	0	0	.000	11	12	.917	11	19	31	19	81	17	15	1	8	200	OS 42-28
J	14	1987	*at Iowa State		L	72-71	27	58	.466	0	0	.000	18	26	.692	13	25	38	17	72	9	15	1	5	200	IS 38-36
J	17	1987	*at Nebraska		L	72-74	31	68	.456	0	0	.000	10	15	.667	19	21	40	20	72	17	18	0	6	200	NU 36-33
J	21	1987	*Kansas State		L	61-71	24	52	.462	0	0	.000	13	17	.765	9	11	22	20	61	18	21	4	18	200	T 27-27
J	24	1987	*at Missouri		W	94-91	32	56	.571	0	0	.000	30	36	.833	6	15	27	30	94	9	19	3	3	200	CU 44-43
J	27	1987	*Oklahoma		W	94-80	28	56	.500	0	0	.000	38	48	.792	18	24	42	22	94	22	14	3	5	200	CU 39-36
J	31	1987	*Kansas		W	83-65	28	60	.467	0	0	.000	27	33	.818	13	38	45	24	83	25	19	1	9	200	CU 40-23
F	4	1987	*at Oklahoma State		L	78-81	31	65	.477	0	0	.000	16	23	.696	16	21	37	24	78	14	17	3	10	200	OS 38-31
F	7	1987	*Nebraska		W	91-71	36	70	.514	0	0	.000	19	19	1.000	17	20	40	17	91	26	16	1	0	200	CU 40-27
F	11	1987	*at Kansas State		L (OT)	78-85	29	68	.426	0	0	.000	20	24	.833	16	25	41	29	78	18	20	6	7	225	K5 35-29
F	14	1987	*Iowa State		L	66-80	20	56	.357	0	0	.000	26	28	.926	16	16	35	28	66	10	26	1	5	200	CU 34-31
F	18	1987	*at Oklahoma		W	74-73	30	48	.625	0	0	.000	14	23	.609	4	31	35	19	74	21	22	1	6	200	CU 43-27
F	21	1987	*Missouri		L	66-73	22	59	.373	0	0	.000	22	31	.710	12	19	36	18	66	13	16	1	11	200	UM 43-35
F	24	1987	*at Kansas		L	62-65	19	51	.373	0	0	.000	24	31	.774	13	24	37	15	62	11	22	1	8	200	KU 26-23
F	28	1987	*vs. Missouri		L	77-92	30	64	.469	0	0	.000	17	21	.810	11	16	27	20	77	16	22	3	13	200	UM 45-30
TOTALS							801	1707	.469	2	5	.400	517	682	.758	327	590	1036	568	2121	459	498	62	266	2121	75.8

#Chapman Tournament (Orange, Calif.), \$Texas Classic Tournament (Austin, Texas), *Big Eight Conference Game, %Big Eight Tournament (Salina, Kan.), ()Opponent's AP Ranking at Tipoff

INDIVIDUAL SEASON STATISTICS

##	Player	GP	GS	Min	Avg	FG	FGA	Pct	FT	FTA	Pct	Tot	Avg	PF	FO	A	TO	Blk	Stl	Pts	Avg
42	Tripp, Tracy	28	28	954	34.1	191	392	.487	73	93	.785	121	4.3	68	2	107	87	2	53	455	16.3
32	DeWitte, Gretchen	28	28	840	30.0	156	304	.513	113	136	.831	140	5.0	68	1	38	52	2	27	425	15.2
33	Carson, Erin	22	12	490	22.3	108	232	.466	65	76	.855	40	1.8	59	4	29	42	3	19	283	12.9
24	Turner, Bridget	27	26	843	31.2	114	268	.425	91	124	.734	150	5.6	91	5	137	109	6	54	319	11.8
34	Ford, Crystal	28	24	553	19.8	74	140	.529	58	72	.806	99	3.5	66	3	24	33	31	17	206	7.4
10	Moore, Julie	27	9	494	18.3	40	102	.392	31	37	.838	63	2.3	47	0	59	52	1	34	111	4.1
25	Robertson, Rory	24	0	269	11.2	30	70	.429	28	41	.683	61	2.5	43	2	8	27	1	1	88	3.7
31	Woodford, Cheryl	25	7	415	16.6	33	75	.440	21	32	.656	86	3.4	46	1	10	21	6	8	87	3.5
55	Starks, Rosland	21	1	209	10.0	23	46	.500	11	21	.524	38	1.8	28	0	8	24	6	8	57	2.7
13	Kosinski, Monica	16	1	179	11.2	15	31	.484	12	20	.600	42	2.6	12	0	6	4	3	9	42	2.6
51	Lampros, Liz	21	1	142	6.8	11	26	.423	3	7	.429	28	1.3	8	0	9	18	1	10	25	1.2
11	Wilson, Annan	28	1	242	8.6	5	14	.357	8	17	.471	21	0.8	25	2	19	22	0	25	18	0.6
22	Hulstrom, Amy	9	0	45	5.0	1	7	.143	3	6	.500	7	0.8	2	0	5	4	0	1	5	0.6
Team												129									
Total	28	5675	801	1707	.469	517	682	.758	1036	36.6	568	20	459	498	62	266	2121	75.8			
Opponents	28	5675	763	1702	.448	413	618	.668	1057	37.8	579	16	397	559	94	184	1939	69.3			

1987-88

TEAM GAME BY GAME STATISTICS

M	D	Year	Opp	(rank)	Res.	Score	TOTAL FG			3PT FG			FT			REBOUNDS					MIN	HALF				
							FGM	FGA	Pct.	3FGM	3FGA	Pct.	FTM	FTA	Pct.	O	D	T	PF	TP			A	TO	B	S
N	27	1987	#Creighton		W	76-60	29	62	.468	0	0	.000	18	24	.750	18	23	41	20	76	13	21	1	13	200	CU 34-23
N	28	1987	#St. John's		W	79-62	27	65	.415	6	10	.600	19	26	.731	17	21	40	18	79	16	15	2	2	200	CU 33-27
D	1	1987	at Wyoming		W	76-60	31	63	.492	2	3	.667	12	18	.667	15	19	34	15	76	26	14	3	10	200	CU 37-30
D	3	1987	*Purdue		W	79-55	28	62	.452	2	4	.500	21	23	.913	20	19	39	14	79	18	4	1	11	200	CU 35-33
D	4	1987	*Shouster		L	78-79	28	74	.378	2	6	.333	20	30	.667	17	31	48	21	78	14	20	1	6	200	UH 43-39
D	7	1987	Oregon State		W	82-60	30	65	.462	0	2	.000	22	27	.815	19	20	41	14	82	16	18	2	17	200	CU 44-31

1988-89



TEAM GAME BY GAME STATISTICS

M. D	Year	CU rank	Opp (rank)	Res.	Score	TOTAL FG	FGM	FGA	Pct.	3PT FG	FTM	FTA	Pct.	REBOUNDS	O	D	T	PF	TP	A	TO	B	S	MIN	HALF	
N 25	1988		Dayton	W	86-53	34	71	479	0	2,000	18	27	.667	15	18	38	19	86	20	14	0	23	200	CU 38-31		
N 26	1988		Illinois State	W	74-60	32	69	464	1	1,000	9	9	1.000	16	20	40	16	74	16	11	2	12	200	CU 39-25		
N 27	1988		California	W	83-68	31	69	449	0	0,000	21	27	.778	16	21	44	15	83	21	17	2	9	200	CU 41-31		
D 2	1988		#vs. Oregon	W	62-51	25	66	379	0	0,000	12	18	.667	19	21	40	20	62	16	8	1	10	200	T 32-32		
D 3	1988		#at Hawai'i	W	74-72	28	54	519	0	0,000	18	22	.818	10	24	34	23	74	12	19	0	8	200	CU 34-31		
D 6	1988		Wyoming	W	82-57	32	55	492	0	0,000	18	22	.818	16	20	41	13	82	17	14	4	10	200	CU 42-28		
D 9	1988		at Stanford (5)	L	75-106	30	51	588	0	0,000	15	20	.750	6	23	29	29	75	19	26	2	3	200	CU 50-40		
D 11	1988		at Arizona	L (OT)	69-75	27	60	458	0	1,000	15	21	.714	9	19	33	17	69	18	18	0	10	225	AS 30-26		
D 14	1988		at UMKC	L	60-49	21	52	404	1	3,333	17	20	.850	9	21	34	25	60	8	16	2	6	200	CU 32-25		
D 28	1988		Ohio State	L	67-72	28	65	431	3	5,600	8	12	.667	11	15	26	20	67	15	14	1	18	200	OS 37-31		
D 30	1988		at Colorado State	W	74-47	31	66	525	1	2,500	11	19	.579	9	22	34	17	74	15	12	0	13	200	CU 37-23		
J 3	1989		Louisiana Tech (2)	W	61-60	22	61	361	1	3,333	16	22	.727	10	19	32	19	61	18	12	0	9	200	CU 29-21		
J 7	1989		Utah	W	79-61	28	63	444	5	8,625	18	28	.643	13	11	30	16	79	14	4	1	14	200	CU 38-27		
J 11	1989		*Nebraska	W	77-53	25	56	446	3	7,429	24	28	.857	17	23	41	26	77	14	20	1	11	200	CU 38-28		
J 14	1989		*at Kansas State	W	75-63	25	55	455	7	11,636	18	20	.900	8	21	29	17	75	8	14	2	15	200	CU 40-27		
J 18	1989		*at Iowa State	W	66-61	26	61	426	1	4,250	13	16	.813	15	18	38	20	66	7	21	1	10	200	CU 38-30		
J 21	1989		*Kansas	W	73-54	24	57	421	2	6,333	23	28	.821	21	22	46	13	73	14	13	1	9	200	CU 33-29		
J 25	1989		*at Missouri	W	75-67	28	55	509	3	7,429	16	26	.615	10	23	38	20	75	12	11	2	9	200	UM 31-30		
J 27	1989		*at Oklahoma	W	73-70	26	60	433	5	9,556	16	21	.762	18	20	38	14	73	15	13	2	4	200	OU 35-33		
F 1	1989		*Oklahoma State	W	85-58	35	68	515	3	7,429	12	16	.750	10	29	41	20	85	25	10	0	7	200	CU 39-28		
F 4	1989		*Iowa State	W	76-60	29	63	460	3	7,429	15	24	.625	12	20	34	14	76	15	13	6	8	200	CU 33-28		
F 8	1989		*Missouri	W	86-73	29	60	483	3	7,429	25	30	.833	14	15	29	19	86	15	8	0	11	200	UM 44-36		
F 11	1989		*at Oklahoma State	W	76-59	29	59	492	0	1,000	18	25	.720	13	27	42	19	76	14	17	2	5	200	CU 34-28		
F 15	1989		*Kansas State	W	87-71	33	68	485	1	3,333	20	24	.833	14	27	45	19	87	23	15	2	9	200	T 37-37		
F 18	1989		*Oklahoma	W	87-76	32	64	500	3	7,429	20	32	.625	14	22	40	12	87	20	19	4	8	200	CU 45-36		
F 22	1989		*at Nebraska	W	71-63	25	56	446	4	11,364	17	19	.895	18	17	35	18	71	21	19	1	11	200	NU 36-32		
F 25	1989		*at Kansas	W	70-51	27	60	450	3	7,429	13	14	.929	15	21	36	15	70	9	11	2	7	200	CU 41-25		
M 4	1989		*%vs. Oklahoma	W	80-61	27	51	529	0	2,000	26	38	.684	7	27	34	18	80	9	17	0	12	200	CU 39-37		
M 5	1989		*%vs. Missouri	W	83-67	27	54	500	1	5,200	28	41	.683	17	20	37	20	83	11	16	0	6	200	CU 34-28		
M 6	1989		*%vs. Oklahoma State	W (2OT)	98-92	37	69	536	1	6,167	23	31	.742	11	23	34	16	98	18	16	1	14	250	CU 45-23		
M 18	1989		*UNLV (16)	L	74-80	20	63	317	3	10,300	31	39	.795	13	12	30	26	74	8	10	0	20	200	LV 47-31		
TOTALS						873	1884	.463	58	142	.408	554	739	.750	416	705	1121	36.2	565	16	467	448	42	321	2358	76.1

*Cooks Classic (Boulder), #Early Season Festival (Honolulu, Hawaii), *Big Eight Conference Game, %Big Eight Tournament (Salina, Kan.), () Opponent's AP Ranking at Tipoff
 *NCAA First Round (Boulder)

INDIVIDUAL SEASON STATISTICS

# Player	GP	GS	Min	Avg	FG	FGA	Pct	3FG	FGA	Pct	FT	FTA	Pct	Off	Def	Tot	Avg	PF	FO	A	TO	Blk	Stl	Pts	Avg					
24 Turner, Bridget	31	31	964	31.1	157	344	.456	0	3,000	154	222	.694	88	125	213	6.9	80	3	147	98	7	64	468	15.1						
34 Ford, Crystal	31	31	913	29.5	154	294	.524	0	0,000	95	117	.812	80	85	165	5.3	109	6	44	68	16	39	403	13.0						
42 Tripp, Tracy	31	31	1010	32.6	130	302	.430	3	10,300	51	59	.864	23	76	99	3.2	61	0	132	73	1	37	214	6.9						
32 DeWitte, Gretchen	31	8	603	19.5	124	241	.515	1	4,250	60	68	.882	53	55	108	3.5	46	1	29	37	6	23	209	6.7						
11 Wilson, Annan	31	24	776	25.0	79	176	.449	53	117,453	42	60	.700	13	44	57	1.8	73	2	64	46	1	84	253	8.2						
10 Martin, Benita	30	0	528	17.6	89	190	.468	1	4,250	40	53	.755	19	48	23	0	21	33	1	14	21	14	219	7.3						
55 Starks, Rosland	30	23	723	24.1	72	169	.426	0	0,000	47	59	.797	65	79	144	4.8	73	2	8	47	4	29	191	6.4						
31 Woodford, Cheryl	31	1	360	11.6	20	55	.364	0	0,000	36	56	.643	8	46	74	2.4	48	1	3	28	1	5	76	2.5						
12 Weatherspoon, Lisa	18	0	56	3.1	2	12	.167	0	1,000	4	5	.800	5	7	12	0.7	10	0	3	1	2	2	8	0.4						
15 Tubergen, Jen	10	0	12	1.2	1	2	.500	0	0,000	2	3	.667	0	0	0	0.0	0	0	0	0	0	0	4	0.4						
13 Jacobson, Deborah	12	0	19	1.6	1	3	.333	0	0,000	1	3	.333	0	2	2	0.2	1	0	1	0	0	1	3	0.3						
35 Wampler, Molly	11	7	270	24.5	38	74	.514	0	0,000	19	25	.760	18	41	59	5.4	26	1	15	18	0	22	95	8.6						
20 Tetreault, Isabelle	6	0	41	6.8	6	22	.273	0	1,000	3	5	.600	4	6	10	1.7	5	0	0	3	2	1	15	2.5						
Team														20	90	110														
Total	31	31	6275	201.1	873	1884	.463	58	142	.408	554	739	.750	416	705	1121	36.2	565	16	467	448	42	321	2358	76.1					
Opponents	31	31	6275	201.1	802	1792	.448	47	173	.272	363	524	.693	383	669	1114	35.9	635	21	421	656	93	207	2014	65.0					

1989-90

TEAM GAME BY GAME STATISTICS

M. D	Year	CU rank	Opp (rank)	Res.	Score	TOTAL FG	FGM	FGA	Pct.	3PT FG	FTM	FTA	Pct.	REBOUNDS	O	D	T	PF	TP	A	TO	B	S	MIN	HALF
N 24	1989		Western Illinois	W	78-59	30	67	448	3	10,300	15	17	.882	17	33	50	22	78	21	0	2	13	200	CU 35-24	
N 25	1989		Sprovidence	W	78-70	29	67	433	0	3,000	20	28	.714	17	28	45	17	78	11	24	5	2	13	200	CU 42-30
N 30	1989		at Illinois State	L	60-72	24	66	364	6	14,429	6	10	.600	12	17	29	18	60	15	17	3	11			



1990-91

TEAM GAME BY GAME STATISTICS

M_D	Year	Opp	Rank	Res.	Score	FGM	FGA	Pct.	3FGM	3FGA	Pct.	FTM	FTA	Pct.	O	D	T	PF	TP	A	TO	B	S	MIN	HALF	
N 23	1990	S Gonzaga		W	87-59	32	75	.427	1	12	.083	22	34	.647	22	26	48	18	87	18	21	6	23	200	CU 43-22	
N 24	1990	Washington (15)		L	60-87	23	56	.411	1	2	.500	13	19	.684	17	20	37	15	60	11	24	0	9	200	UW 42-25	
N 27	1990	at Wichita State		W	89-52	37	66	.561	1	7	.143	14	20	.700	11	24	35	21	89	24	9	5	15	200	CU 34-25	
D 1	1990	vs. Boston University		W	94-56	38	78	.487	3	4	.750	15	20	.780	20	31	51	15	94	15	16	6	15	200	CU 45-19	
D 2	1990	at Providence		L	90-91	34	72	.472	2	3	.667	20	27	.741	14	25	39	25	90	17	22	2	13	200	PC 41-37	
D 6	1990	Stanford (7)		W	71-66	28	77	.364	0	1	.000	15	21	.714	25	29	54	20	71	15	15	0	4	200	CU 35-33	
D 9	1990	Texas (20)		L	64-93	21	54	.389	2	8	.250	20	26	.769	11	15	26	17	64	14	17	2	10	200	UT 48-26	
D 12	1990	Wyoming		W	76-46	30	67	.448	3	8	.375	13	19	.684	13	28	41	21	76	24	9	1	14	200	CU 40-17	
D 21	1990	Central Michigan		W	63-60	19	50	.380	1	1	.000	24	31	.774	7	23	30	15	63	10	17	1	11	200	CU 37-24	
D 28	1990	San Diego		W	77-75	30	60	.500	0	1	.000	17	25	.680	17	12	31	19	77	23	16	0	13	200	CU 37-32	
D 30	1990	at Northern Arizona		W	79-45	35	68	.515	4	8	.500	5	7	.715	15	20	42	21	79	23	26	2	17	200	CU 43-21	
J 1	1991	at Arizona	(OT)	W	75-69	24	67	.358	0	0	.000	27	41	.659	30	26	56	22	75	8	29	2	15	225	T 33-33	
J 5	1991	at Colorado State		L	51-57	19	64	.297	2	17	.118	11	18	.611	14	18	37	24	51	17	12	0	10	200	CS 29-27	
J 9	1991	*at Iowa State		L	57-67	23	55	.418	2	7	.286	9	21	.429	18	20	38	25	57	13	21	1	12	200	IS 39-28	
J 12	1991	*Kansas State		W	75-74	33	64	.516	0	2	.000	9	13	.692	13	23	36	19	75	15	19	0	6	200	CU 40-34	
J 16	1991	*at Oklahoma		W	68-51	33	64	.516	0	1	.000	2	5	.400	15	31	46	19	68	14	22	4	11	200	OU 31-29	
J 19	1991	*at Nebraska		L	53-68	22	78	.282	1	7	.143	8	18	.444	26	24	50	19	53	16	13	1	11	200	UN 35-21	
J 23	1991	*Missouri	(OT)	W	74-71	28	71	.394	2	2	1.000	16	20	.800	20	18	38	21	74	19	20	5	16	225	UM 41-35	
J 26	1991	*Kansas		L	68-71	26	67	.388	0	3	.000	15	19	.842	15	21	36	25	68	20	16	5	9	200	KU 35-34	
J 30	1991	*at Oklahoma State		L	72-90	27	65	.415	0	7	.000	18	25	.720	18	18	36	20	72	13	14	4	6	200	OS 44-29	
F 3	1991	*Oklahoma		W	76-55	32	68	.471	1	5	.200	11	13	.846	18	27	45	17	76	22	10	2	11	200	CU 32-24	
F 6	1991	*at Missouri		L	64-72	31	75	.413	0	6	.000	2	4	.500	18	13	35	26	64	14	18	5	18	200	CU 39-27	
F 9	1991	*Nebraska		W	82-69	28	58	.483	4	5	.800	22	32	.688	15	10	26	20	82	22	13	2	17	200	NU 38-37	
F 13	1991	*at Kansas State		W	71-68	31	65	.477	3	7	.429	6	10	.600	13	20	33	18	71	19	16	4	11	200	CU 31-30	
F 17	1991	*Iowa State		W	81-70	26	54	.481	4	7	.571	25	32	.781	10	17	27	20	81	19	16	2	12	200	IS 40-36	
F 20	1991	*at Kansas		L	72-73	24	65	.369	3	10	.300	21	29	.724	17	21	38	28	72	14	22	4	14	200	KU 40-30	
F 23	1991	*Oklahoma State (24)		W	65-63	27	58	.466	1	6	.167	10	18	.556	10	20	30	21	65	19	15	3	19	200	T 32-32	
M 2	1991	vs. Oklahoma		W	80-75	31	71	.437	3	11	.273	15	21	.714	15	18	36	24	80	21	17	1	10	200	U 48-40	
M 3	1991	vs. Kansas		L	56-76	23	61	.377	0	11	.000	10	23	.435	11	15	28	23	56	17	13	2	3	200	CU 34-30	
TOTALS						815	1893	.431	44	169	.260	416	608	.684	478	627	1105	38.1	598	2090	496	498	72	355	2090	72.1

Scors Classic (Boulder), #Lady Friar Classic at Providence, R.I., *Big Eight Conference Game, %Big Eight Tournament (Salina, Kan.), () Opponent's AP Ranking at Tipoff

INDIVIDUAL SEASON STATISTICS

##	Player	GP	GS	Min	Avg	FGA	Pct	3FGA	FGA	Pct	FT	FTA	Pct	Off	Def	Tot	Avg	PF	FO	A	TO	Blk	Stl	Pts	Avg			
22	Johnson, Debbie	29	29	791	27.3	166	.328	.506	0	0	.000	38	59	.644	58	93	151	5.2	65	1	24	42	35	20	370	12.8		
54	Lang, Jamillah	29	0	556	19.2	133	.311	.428	1	8	.125	83	117	.709	80	71	151	5.2	70	3	13	42	4	35	350	12.1		
30	Kraai, Missy	22	22	626	28.5	93	.221	.421	0	3	.000	42	53	.792	30	60	90	4.1	40	0	46	59	0	34	228	10.4		
42	Mather, Amy	29	29	790	27.2	95	.212	.448	0	2	.000	71	90	.789	37	69	106	3.7	85	3	103	69	3	64	261	9.0		
44	King, Sherrice	29	29	550	19.0	86	.193	.446	0	0	.000	44	77	.571	62	71	133	4.6	70	2	13	29	5	24	216	7.4		
25	Henry, Mindy	20	10	335	16.8	46	.73	.630	0	1	.000	38	52	.731	36	47	83	4.2	67	6	18	30	10	19	130	6.5		
32	Harris, Cecie	8	0	174	21.8	20	52	.385	2	12	.167	7	10	.700	13	8	21	2.6	12	0	23	31	1	12	49	6.1		
20	Anderson, Nicky	28	6	475	17.0	60	.179	.335	28	94	.298	9	20	.450	41	61	2	2.2	40	0	27	33	1	29	157	5.6		
50	Wirfs, Abby	25	0	207	8.3	32	.70	.457	0	0	.000	22	26	.846	38	26	64	2.6	27	0	4	20	2	8	86	3.4		
23	McKinney, Rhonica	9	0	66	7.3	11	45	.244	8	29	.276	1	3	.333	4	5	9	1.1	11	0	2	6	3	4	31	3.4		
3	Mack, Stephanie	29	22	582	20.1	32	102	.314	1	7	.143	32	50	.640	12	27	39	1.3	51	0	97	57	0	53	97	3.3		
12	Bain, Ellen	29	7	500	17.2	29	68	.426	4	12	.333	16	21	.762	23	41	64	2.2	39	1	103	58	3	46	78	2.7		
13	Jacobson, Debbie	14	0	66	4.7	3	16	.188	0	0	.000	12	15	.800	8	7	15	1.1	4	0	6	7	0	4	18	1.3		
33	Sherman, Kamala	15	0	132	8.8	9	23	.391	0	1	.000	1	5	.200	6	12	18	1.2	16	0	17	14	5	3	19	1.3		
Total						29	5850	815	1893	.431	44	169	.260	416	608	.684	478	627	1105	38.1	598	2090	496	498	72	355	2090	72.1
Opponents						29	5850	714	1591	.449	50	159	.314	491	679	.723	402	711	1113	38.4	558	23	424	660	83	257	1969	67.9

1991-92

TEAM GAME BY GAME STATISTICS

M_D	Year	Opp	Rank	Res.	Score	FGM	FGA	Pct.	3FGM	3FGA	Pct.	FTM	FTA	Pct.	O	D	T	PF	TP	A	TO	B	S	MIN	HALF
N 22	1991	Wichita State		W	82-55	33	61	.541	3	10	.300	13	18	.722	11	27	40	18	82	24	28	0	11	200	CU 38-28
N 24	1991	Arizona		W	74-53	25	65	.385	1	9	.111	23	29	.793	10	30	40	14	74	19	12	2	11	200	CU 37-24
N 26	1991	Colorado State		W	77-50	27	68	.397	3	6	.500	20	25	.800	23	24	47	15	77	19	22	0	9	20	

1992-93



TEAM GAME BY GAME STATISTICS

M. D. Year	CU Rank	Opp (rank)	Res.	Score	FGM	FGA	Pct.	3PT FG	FTM	FTA	Pct.	REBOUNDS	O	D	T	PF	TP	A	TO	B	S	MIN	HALF	
D 1 1992	25/24	@ New Mexico	W	86-57	34	65	.523	3	6	5.000	15	19	.789	14	26	40	17	86	24	12	6	15	200	CU 44-13
D 4 1992	25/24	\$Mississippi State	W	95-39	37	71	.521	0	5	0.000	21	23	.913	12	24	36	21	95	24	15	7	13	200	CU 43-23
D 5 1992	25/24	\$Southern Illinois	W	64-52	28	58	.483	0	7	0.000	8	16	.500	12	16	28	16	64	16	12	4	11	200	CU 25-24
D 8 1992	19/17	Arkansas	W	94-67	37	67	.552	1	7	1.437	9	16	.731	12	28	40	15	94	24	15	3	18	200	CU 44-27
D 10 1992	19/17	@ Colorado State	W	90-69	34	70	.486	2	2	1.000	20	22	.909	15	21	36	20	90	21	17	2	21	200	CU 42-28
D 19 1992	13/13	\$W Texas State	W	78-57	31	59	.525	3	7	.429	13	18	.722	18	25	43	18	78	25	23	1	6	200	CU 37-23
D 21 1992	13/13	@ Baylor	W	84-58	28	56	.500	0	4	0.000	28	35	.800	15	22	37	17	84	16	23	4	13	200	CU 47-38
D 29 1992	10/10	Wyoming	W	72-56	29	61	.475	3	4	.750	11	16	.688	10	22	36	14	72	21	9	1	16	200	CU 37-26
D 31 1992	10/10	Texas A&M	W	92-51	29	60	.483	4	8	5.000	30	38	.789	17	19	36	21	92	12	1	15	200	CU 45-21	
J 2 1993	10/10	vs. Temple	W	64-35	25	55	.455	5	9	.556	5	14	.643	7	24	40	18	64	16	19	5	8	200	CU 32-16
J 3 1993	10/10	vs. Iowa (4)	W	72-70	26	49	.531	5	8	.625	15	19	.789	9	15	24	25	72	16	20	0	14	200	T 39-39
J 4 1993	10/10	@ Florida Intl	W	74-71	28	57	.491	7	10	7.000	11	17	.647	12	15	27	22	74	13	0	7	200	CU 38-31	
J 8 1993	7/7	*Kansas State	W	61-33	26	64	.406	0	4	0.000	9	14	.643	21	19	40	13	61	15	16	1	21	200	CU 28-13
J 10 1993	7/7	*Kansas	W	80-71	28	57	.491	2	4	5.000	19	27	.704	15	20	35	20	80	16	22	3	11	200	CU 39-28
J 16 1993	6/7	*Missouri	W	67-53	28	51	.549	2	4	5.000	9	13	.692	13	19	32	19	67	11	25	3	19	200	CU 38-25
J 22 1993	4/4	@ Nebraska	L	50-62	17	53	.321	0	3	0.000	16	26	.615	15	25	40	23	50	9	30	2	11	200	NU 26-21
J 24 1993	4/4	*at Iowa State	W	92-52	32	68	.471	1	6	.167	27	31	.871	15	21	38	23	92	13	5	1	11	200	CU 44-22
J 29 1993	7/7	*Oklahoma	W	80-49	28	80	.350	4	7	.571	20	31	.645	31	29	60	16	80	14	10	3	10	200	CU 39-23
J 31 1993	7/7	*Oklahoma State (19)	W	78-76	32	59	.542	4	4	2.500	13	28	.464	15	14	29	22	78	24	18	3	13	200	CU 41-39
F 5 1993	5/5	*at Kansas	W	77-60	25	51	.490	4	7	.571	23	31	.742	11	25	36	19	77	18	22	0	9	200	CU 33-32
F 7 1993	5/5	*at Kansas State	W	61-51	20	53	.377	0	6	0.000	21	24	.875	11	20	31	12	61	4	22	0	9	200	KS 28-24
F 13 1993	4/4	*Missouri	W	75-52	28	67	.418	3	7	.429	16	28	.571	21	25	46	18	75	19	12	3	14	200	CU 38-22
F 19 1993	4/4	*Iowa State	W	79-29	33	75	.440	4	10	4.000	9	15	.600	24	25	49	18	79	24	16	4	15	200	CU 37-16
F 21 1993	4/4	*Nebraska (22)	W	71-63	26	58	.448	3	5	2.500	16	22	.727	11	29	40	24	71	19	14	4	6	200	CU 33-30
F 26 1993	4/5	*at Oklahoma State	W	49-48	18	58	.310	3	12	6.000	9	17	.529	15	24	39	24	49	8	23	5	8	200	CU 35-19
F 28 1993	4/5	*at Oklahoma	L	69-74	22	52	.423	2	9	.222	23	32	.719	10	27	37	22	69	7	23	3	10	200	CU 34-22
M 6 1993	6/10	%vs. Kansas State	W	55-41	22	52	.423	4	9	.444	7	15	.467	6	20	28	14	55	10	12	2	12	200	CU 21-14
M 7 1993	6/10	%vs. Kansas	L(20T)	78-81	26	70	.371	4	9	.444	22	30	.733	17	18	40	30	78	18	19	3	10	250	CU 33-32
M 20 1993	10/10	\$UC-Santa Barbara	W	81-54	27	61	.443	6	10	6.000	21	35	.600	19	23	42	15	81	21	16	7	10	200	CU 38-24
M 25 1993	10/10	%vs. Stanford (5)	W	80-67	24	50	.480	3	8	.375	29	38	.763	9	27	36	17	80	17	13	0	11	200	SU 39-36
M 27 1993	10/10	%vs. Texas Tech (5/6)	L	54-79	22	55	.400	3	16	.214	7	10	.700	8	20	28	22	54	18	14	3	2	200	TT 40-21
TOTALS					850	1862	.456	85	221	.385	516	730	.707	440	712	1152	37.2	595	13	511	526	81	369	6250

\$Sun & Fun Classic (Miami, Fla.), *Big Eight Conference Game, %Big Eight Tournament (Salina, Kan.), ^NCAA Second Round (Boulder), ^NCAA West Regional (Missoula, Mont.), ^NCAA West Regional Final (Missoula, Mont.), () Opponent's AP Ranking at Tipoff

ROSTER

No. Player	Pos.	Ht.	Cl.	Exp.	Hometown (HS/Previous College)
3	Stephanie Mack	G	5-5	Fr.	3L Corpus Christi, Texas (Richard King)
10	Amy Palmer	G	5-7	Fr.	HS Ragley, La. (South Beaufort)
11	De Cella Thomas	G	5-8	Fr.	HS San Antonio, Texas (Brackenridge)
14	Alexandra Sliokar	F	6-2	So.	1L Sarajevo, Yugoslavia (Logan [Wis.])
20	Shelley Sheetz	G	5-6	So.	1L Cedar Rapids, Iowa (Kennedy)
22	Justa Whitt	C	6-5	Fr.	HS Durango, Colo. (Durango)
23	Rhonica McKinney	G	6-0	Jr.	2L Dallas, Texas (Rosevelt)
25	Mindy Henry	F	6-2	Jr.	3L Merino, Colo. (Merino)
42	Amy Mathern	F	5-9	Sr.	3L Lyons, Colo. (Lyons)
44	Sherrice King	F	6-2	Sr.	3L Colorado Springs, Colo. (Rampart)
45	Sheri Schmel	G	5-10	Fr.	RS Seymore, Iowa (Seymour)
50	Abby Wirfs	C	6-2	Sr.	3L LaPine, Ore. (LaPine)
54	Jamillah Lang	F	6-0	Jr.	2L Kansas City, Kan. (Washington)

Head Coach: Ceal Barry

Assistant Coaches: Karen Morrison, Barb Smith, Jen Tubergen

Record: 27-4 Overall
12-2 Big Eight Conference
(14-0 H, 11-2 A, 4-2 N)

Captains: Mindy Henry, Sherrice King, Amy Mathern, Stephanie Mack, Abby Wirfs

Final AP Ranking: 10

Notes: Colorado opened the season with a 15-game win streak, the best start in the program's history. The regular season Big Eight title gave Ceal Barry coach-of-the-year honors. With an at-large selection to the NCAA Tournament, CU advanced to the program's first Sweet 16, and defeated defending national champion Stanford before falling to eventual national champion Texas Tech in the NCAA West Regional Final.

INDIVIDUAL SEASON STATISTICS

# Player	GP	GS	Min	Avg	FG	FGA	Pct	3FG	FGA	Pct	FT	FTA	Pct	Off	Def	Tot	Avg	PF	FO	A	TO	Blk	Stl	Pts	Avg
20 Sheetz, Shelley	31	30	987	31.8	146	327	.446	71	159	.447	123	139	.885	25	74	99	3.2	61	2	112	104	2	66	486	15.7
25 Henry, Mindy	31	31	848	27.4	140	233	.601	0	0.000	77	102	.755	62	122	184	5.9	96	3	59	49	35	42	357	11.5	
54 Lang, Jamillah	25	0	459	18.4	91	240	.379	5	11	.455	58	94	.617	46	56	102	4.1	45	0	5	39	5	25	245	9.8
50 Wirfs, Abby	31	28	664	21.4	96	206	.466	0	0.000	52	80	.650	66	107	173	5.6	72	2	20	59	12	15	244	7.9	
42 Mathern, Amy	31	31	873	28.2	80	156	.513	0	1.000	57	86	.663	66	80	146	4.7	69	3	99	50	4	75	217	7.0	
3 Mack, Stephanie	31	29	794	25.6	72	182	.396	0	3.000	56	79	.709	15	26	41	1.3	64	1	104	67	3	53	200	6.5	
44 King, Sherrice	31	5	428	13.8	70	146	.479	0	0.000	38	65	.585	42	49	91	2.9	68	1	12	42	10	14	178	5.7	
11 Thomas, De Cella	31	1	486	15.7	62	146	.425	0	2.000	27	39	.692	35	57	82	2.6	49	1	39	42	8	45	151	4.9	
10 Palmer, Amy	20	0	441	14.2	53	130	.408	1	9	.263	24	33	.727	6	29	35	2.2	27	0	53	49	0	26	135	4.4
23 McKinney, Rhonica	20	0	120	6.0	19	45	.422	4	19	21.1	0	0.000	3	14	17	0.9	20	0	6	14	1	6	42	2.1	
14 Sliokar, Aleksandra	16	0	106	6.6	12	28	.429	0	0.000	7	10	.700	14	21	35	2.2	16	0	2	9	1	3	31	1.9	
22 Whitt, Justa	8	0	36	4.5	6	9	.667	0	0.000	4	6	.667	3	6	9	1.1	4	0	0	3	0	0	16	2.0	
45 Schmel, Sheri	2	0	6	1.0	0	3	.000	0	0.000	0	0	.000	0	0	0	0.0	1	0	0	0	0	0	0	0.0	
Team														57	71	128									

1994-95

TEAM GAME BY GAME STATISTICS

M	D	Year	CU rank	Opp (rank)	Res.	Score	TOTAL FG	Pct.	3PT FG	Pct.	FT	Pct.	O	D	T	PF	TP	A	T	B	S	MIN	HALF		
N	25	1994	11/10	\$Stephen F. Austin	W	72-48	26	61.426	4	15.267	16	22.727	16	25	41	16	72	15	20	6	11	200	CU 32-27		
N	26	1994	11/10	\$San Diego State	W	70-51	23	68.338	3	7.429	21	29.724	21	22	43	18	70	18	14	2	15	225	CU 25-22		
N	28	1994	11/10	\$St. Francis (PA)	W	114-52	42	73.575	6	13.462	24	30.800	12	38	50	16	114	35	13	2	19	200	CU 58-22		
D	2	1994	10/8	\$vs. Northern Illinois	D	78-49	32	62.516	2	9.222	12	18.667	10	26	36	12	78	16	16	2	9	200	CU 40-25		
D	3	1994	10/8	\$at Louisiana Tech (4)	L	62-77	23	66.348	3	9.333	13	26.500	23	18	41	14	62	10	11	1	5	200	LU 38-25		
D	7	1994	10/8	at Wyoming	W	78-59	30	82.366	4	23.174	14	16.875	22	21	43	14	78	15	8	2	15	200	UW 32-31		
D	17	1994	8/8	Tennessee (1)	L	72-78	26	53.491	3	7.429	17	25.680	11	13	24	25	72	16	17	5	13	200	UT 32-29		
D	19	1994	8/8	Long Beach State	W	85-42	33	70.471	3	10.300	16	20.800	17	25	42	17	85	23	15	6	22	200	CU 53-17		
D	21	1994	9/9	Montana State	W	74-53	26	71.366	8	19.421	14	20.700	25	16	41	24	74	18	13	3	15	200	CU 41-20		
D	27	1994	9/8	vs. Notre Dame	W	91-70	33	77.429	8	14.571	17	29.586	23	21	44	18	91	16	17	2	19	200	CU 53-28		
D	28	1994	9/8	at Washington (13)	W	55-51	20	53.377	0	5.000	15	21.714	15	27	42	18	55	5	23	2	6	200	CU 19-19		
D	30	1994	9/8	UC Irvine	W	84-47	35	71.493	1	6.167	13	23.665	20	33	53	18	84	28	19	6	14	200	CU 53-15		
J	6	1995	7/6	*Oklahoma State	W	71-52	30	67.448	3	13.231	8	14.571	20	28	48	17	71	18	21	4	13	200	CU 35-31		
J	8	1995	7/6	*Oklahoma	W	83-59	24	70.407	5	14.273	8	16.500	12	25	37	17	83	17	19	2	20	200	CU 42-30		
J	14	1995	6/6	*at Missouri	W	75-67	26	56.464	5	10.500	18	23.783	17	19	36	22	75	16	18	1	9	200	CU 37-34		
J	20	1995	6/6	*at Iowa State	W	67-50	25	62.403	9	22.409	8	12.667	14	24	40	18	67	16	13	5	10	200	CU 36-27		
J	22	1995	6/6	*at Nebraska	W	73-55	28	58.483	5	9.556	12	15.800	17	22	39	14	73	17	17	2	12	200	CU 31-30		
J	27	1995	5/5	*Kansas State	W	76-66	29	57.509	5	12.417	13	24.542	16	20	36	19	76	18	16	4	4	200	CU 39-27		
F	3	1995	4/4	*at Oklahoma (25)	W	69-64	25	59.424	4	16.250	15	16.938	16	21	37	18	69	17	22	3	8	200	CU 43-28		
F	5	1995	4/4	*at Oklahoma State	W	69-52	26	62.419	4	14.286	13	15.357	13	34	47	30	69	18	17	1	7	200	CU 42-22		
F	10	1995	3/3	*Kansas (15)	W	84-73	35	68.515	5	13.385	9	21.429	21	25	46	21	84	25	14	0	8	200	CU 49-37		
F	12	1995	3/3	*Missouri	W	79-57	32	67.478	2	9.222	13	25.520	19	17	36	14	79	27	15	0	14	200	CU 48-18		
F	17	1995	3/3	*Nebraska	W	89-76	34	60.567	4	11.364	17	28.607	14	22	36	22	89	25	15	4	8	200	CU 46-33		
F	19	1995	3/3	*Iowa State	W	83-38	34	68.500	8	15.533	7	9.778	15	24	39	12	83	30	11	1	15	200	CU 42-16		
F	24	1995	3/3	*at Kansas (24)	W (OT)	90-81	28	62.452	4	12.333	30	35.857	12	30	42	22	90	16	18	3	6	225	CU 50-31		
F	26	1995	3/3	*at Kansas State	W	74-71	25	52.481	4	11.364	23	29.793	12	15	27	30	77	11	18	0	4	200	CU 42-32		
M	4	1995	3/3	vs. Iowa State	W	73-38	28	57.491	2	6.333	13	19.714	13	25	38	13	73	11	12	3	15	200	CU 41-17		
M	5	1995	3/3	vs. Oklahoma State	W	76-58	26	65.400	4	16.250	20	26.769	17	28	40	12	76	18	12	1	5	200	CU 26-22		
M	6	1995	3/3	vs. Kansas (23)	W	61-45	23	62.371	2	11.182	13	17.765	18	28	46	17	61	14	15	1	5	200	CU 34-18		
M	16	1995	2/3	¹ Holy Cross	W	83-49	31	66.470	4	9.444	17	24.708	21	26	47	9	83	22	6	7	4	200	CU 38-28		
M	17	1995	2/3	² Southwest Missouri	W	78-34	32	57.561	1	6.167	13	17.765	10	40	50	18	78	25	21	2	10	200	CU 37-11		
M	23	1995	2/3	³ vs. Ge. Washington (18)	W	77-61	26	65.400	4	11.364	21	29.724	24	32	56	13	77	10	18	7	9	200	CU 45-33		
M	25	1995	2/3	⁴ vs. Georgia (12)	L	79-82	28	56.560	2	7.286	21	28.750	9	25	34	17	79	14	18	3	2	200	CU 45-42		
TOTALS							949	2097	.453	131	384	.341	504	721	.700	554	814	1368	592	2547	600	522	92	357	625

\$Coors Classic (Boulder), \$Lady Techster Dial Soap Classic (Ruston, La.), \$Seattle Times Husky Classic (Seattle, Wash.), *Big Eight Conference Game, %Big Eight Tournament (Salina, Kan.), %NCAA First Round (Boulder), %NCAA Second Round (Boulder), %NCAA Midwest Regional (Des Moines, Iowa), %NCAA Midwest Regional Final (Des Moines, Iowa), ()Opponent's AP Ranking at Tipoff

INDIVIDUAL SEASON STATISTICS

#	Player	GP	GS	Min	Avg	FG	FGA	Pct	3FG	FGA	Pct	FT	FTA	Pct	Off	Def	Tot	Avg	PF	FO	A	TO	Bk	Stl	Pts	Avg
15	Fijalkowski, Isabelle	32	31	786	24.6	219	368	.595	0	0.000	78	106	.736	103	104	207	6.5	11	8	38	78	38	37	516	16.1	
20	Sheetz, Shelley	33	33	1038	31.5	134	325	.412	56	156	.359	103	115	.896	36	97	133	4.0	55	0	132	62	1	64	427	12.9
44	Scholz, Erin	33	32	905	27.4	129	271	.476	1	1.000	51	104	.490	91	175	266	8.1	72	3	95	80	21	39	310	9.4	
11	Thomas, De Celle	33	32	841	25.5	120	282	.426	7	29.241	54	96	.563	53	84	137	4.2	71	2	92	66	6	60	301	9.1	
10	Palmer, Amy	33	2	742	22.5	82	211	.389	59	157	.376	41	47	.872	14	52	66	2.0	41	0	83	58	1	33	264	8.0
52	Scott, Raegan	33	1	520	15.8	82	192	.427	0	0.000	58	71	.817	55	69	124	3.8	65	1	29	40	21	21	222	6.7	
25	Weathers, Lauri	32	7	402	12.6	55	114	.482	0	3.000	30	41	.732	27	37	64	2.0	40	0	20	22	0	21	140	4.4	
34	Terry, Jen	28	26	503	18.0	55	113	.487	1	5.000	25	43	.605	52	55	108	3.9	23	2	40	29	0	16	133	4.9	
53	Jones, Tiesha	33	1	334	11.5	23	58	.397	0	0.000	57	75	.754	48	60	111	4.0	0	14	34	0	16	89	11		
22	Felts, Alexis	29	0	208	7.2	17	65	.262	4	27.148	17	23	.739	16	13	29	1.0	19	0	27	21	0	13	55	1.9	
14	Slok, Aleksandra	23	0	139	6.0	17	35	.486	2	5.400	6	10	.600	10	21	31	1.3	12	0	15	14	0	3	42	1.8	
21	Graham, La Shena	20	0	127	6.4	10	36	.278	0	0.000	6	12	.500	8	12	20	1.0	8	0	13	14	0	7	26	1.3	
50	Jacobs, Tinker	9	0	36	4.0	4	17	.235	0	0.000	0	0.000	5	7	12	1.3	5	0	2	4	1	2	8	0.9		
33	Garcia, Shelley	12	0	43	3.6	2	10	.200	1	1.000	3	8	.375	5	4	9	0.8	4	0	0	0	0	1	8	0.7	
Total		33	33	6625	199	2097	.453	131	384	.341	504	721	.700	554	814	1368	592	2547	600	522	96	357	2547	77.1		
Opponents		33	33	6625	199	2097	.453	131	384	.341	504	721	.700	554	814	1368	592	2547	600	522	96	357	2547	77.1		

1995-96

TEAM GAME BY GAME STATISTICS

M	D	Year	CU rank	Opp (rank)	Res.	Score	TOTAL FG	Pct.	3PT FG	Pct.	FT	Pct.	O	D	T	PF	TP	A	T	B	S	MIN	HALF
---	---	------	---------	------------	------	-------	----------	------	--------	------	----	------	---	---	---	----	----	---	---	---	---	-----	------

1996-97



TEAM GAME BY GAME STATISTICS

M	D Year	CU rank	Opp (rank)	Res.	Score	TOTAL FG	3PT FG	FT	REBOUNDS	PF	TP	A	TO	B	S	MIN	HALF									
		Opp (rank)				FGM	FGA	Pct.	FTM	FTA	Pct.	O	D	T												
N	23	1996	18/15	@BYU	W	78-73	26	60	.433	5	8	.625	21	34	.618	13	24	45	16	78	18	19	2	10	200	BY 45-41
N	29	1996	18/13	@Bowling Green	W	74-62	26	68	.382	8	13	.615	14	24	.583	18	24	42	15	74	21	13	3	12	200	CU 36-23
N	30	1996	18/13	@Southern Methodist	W	74-56	28	62	.452	7	11	.636	11	19	.579	14	30	44	10	74	23	15	3	13	200	CU 39-28
D	4	1996	17/13	@Wyoming	W	58-44	22	58	.379	1	13	.077	13	19	.684	11	27	38	8	58	16	9	5	10	200	UW 25-21
D	7	1996	17/13	@Montana (RV)	L	68-69	28	59	.475	6	16	.375	6	10	.600	12	26	38	14	68	17	18	2	8	200	CU 32-21
D	8	1996	17/13	@Alcorn State	W	62-49	20	49	.408	1	3	.333	21	36	.583	15	32	47	9	62	13	20	3	5	200	CU 32-20
D	11	1996	21/20	San Francisco (RV)	L	51-52	15	47	.319	1	4	.250	20	24	.833	10	22	32	10	51	10	13	3	6	200	SF 29-27
D	21	1996	18/25	at UC Santa Barbara	L	58-70	23	59	.382	4	15	.267	9	18	.500	10	23	32	18	58	14	22	2	3	200	CU 32-23
D	28	1996	18/25	Stanford (3)	L	48-64	19	60	.317	1	9	.111	4	8	.500	11	31	42	17	48	12	17	0	5	200	CU 34-26
J	4	1997	*at Nebraska (25)	W	65-58	24	50	.480	2	7	.286	15	16	.938	8	24	32	21	65	15	26	3	11	200	CU 30-24	
J	8	1997	*Missouri	W	78-51	30	58	.517	5	10	.500	13	14	.929	7	16	23	15	78	21	16	2	17	200	CU 40-25	
J	11	1997	*Texas Tech (7)	W	63-49	20	54	.370	4	15	.267	19	23	.826	12	22	34	10	63	17	10	6	2	9	200	CU 38-28
J	15	1997	*at Oklahoma State	L	60-68	23	66	.348	3	14	.214	11	16	.688	15	21	36	26	60	16	16	0	7	200	OS 39-30	
J	18	1997	*at Iowa State	W (OT)	68-66	30	74	.405	5	18	.278	3	7	.429	16	26	42	23	68	18	13	6	8	250	IS 30-29	
J	22	1997	*Baylor	W	83-60	28	60	.467	2	9	.222	25	31	.806	17	27	44	18	83	13	16	3	11	200	CU 36-28	
J	25	1997	*at Kansas (15)	L	58-61	19	54	.352	6	14	.429	14	20	.700	13	25	38	18	58	13	15	1	4	200	CU 33-26	
J	29	1997	*Kansas State	W	71-58	22	48	.458	9	16	.563	18	24	.750	11	18	29	12	71	17	14	3	10	200	CU 36-27	
F	1	1997	!North Carolina State (21)	W	67-62	22	57	.386	3	5	.600	20	25	.800	12	23	35	17	67	16	15	1	10	200	CU 32-30	
F	5	1997	*Nebraska (RV)	W	73-52	29	59	.492	4	7	.571	11	12	.917	11	27	38	11	73	17	20	2	10	200	CU 36-26	
F	8	1997	*at Texas A&M	W	69-40	27	67	.403	4	11	.364	10	14	.786	18	35	53	18	69	18	23	4	13	200	CU 38-13	
F	12	1997	*Oklahoma	W	61-42	23	50	.460	2	8	.250	13	22	.591	6	23	29	12	61	18	15	1	13	200	CU 30-24	
F	15	1997	*Kansas (14)	L	60-72	25	61	.410	5	12	.417	5	6	.833	9	16	25	10	60	18	12	2	4	200	CU 36-34	
F	19	1997	*at Kansas State	L	62-68	23	59	.390	4	17	.235	12	19	.632	17	15	32	13	62	15	11	4	6	200	KS 36-34	
F	23	1997	*at Missouri	W	57-50	23	57	.404	1	5	.200	10	20	.500	19	20	39	13	57	14	14	7	15	200	UM 31-23	
F	26	1997	*at Texas (12)	W	60-56	25	57	.439	2	5	.400	8	16	.500	13	37	50	14	60	11	18	6	4	200	CU 35-25	
M	1	1997	*Iowa State (RV)	W	64-55	19	49	.388	4	9	.444	22	27	.815	9	22	31	10	64	15	6	4	7	200	CU 32-29	
M	5	1997	#vs. Iowa State (RV)	W	56-39	24	55	.436	6	17	.353	2	6	.333	11	20	31	20	56	12	15	1	11	200	CU 28-12	
M	6	1997	#vs. Texas (12)	W	64-50	25	58	.431	4	11	.364	10	15	.667	11	20	31	15	64	17	7	1	6	200	CU 33-25	
M	8	1997	#vs. Kansas State	W	54-44	19	49	.388	6	15	.400	10	16	.625	10	30	11	54	14	54	14	0	10	200	KS 27-26	
M	14	1997	18/21	Marshall	W	69-49	26	64	.406	6	17	.353	11	16	.688	20	21	41	18	69	16	14	2	15	200	CU 38-28
M	16	1997	18/21	Stephen F. Austin (19)	W	66-57	21	55	.382	6	12	.500	18	23	.783	17	30	47	15	66	13	21	4	7	200	CU 29-22
M	22	1997	18/21	vs. Tennessee (10)	L	67-75	28	54	.519	3	12	.250	8	10	.800	7	19	26	14	67	13	12	2	4	200	CU 34-33
TOTALS						762	1830	.416	135	364	.371	408	590	.692	403	765	1176	474	2067	610	486	84	284	2067	6450	

§ Coors Classic (Boulder), & Harvey Suites/Rice Classic (Houston, Texas), ! Big 12/ACC Challenge (Boulder), * Big 12 Conference Game, # Big 12 Conference Tournament (Kansas City, Mo.), ^ NCAA First Round (Boulder), ^ NCAA Second Round (Boulder), ^ NCAA Midwest Regional Semifinal, (Iowa City, Iowa), () Opponent's AP Ranking at Tipoff

INDIVIDUAL SEASON STATISTICS

##	Player	GP	GS	Min	Avg	FG	FGA	Pct.	3FG	FGA	Pct.	FT	FTA	Pct.	Off	Def	Tot	Avg	PF	FO	A	TO	Blk	Stl	Pts	Avg
44	Scholz, Erin	32	32	1077	33.7	162	381	.425	10	21	.476	90	138	.652	83	161	244	7.6	61	0	93	95	26	34	424	13.3
52	Scott, Raegan	32	31	1035	32.3	149	320	.466	1	4	.250	94	122	.770	96	180	276	8.6	79	3	46	64	46	56	393	12.3
21	Graham, La Shena	32	32	1023	32.0	138	316	.437	42	119	.353	71	85	.835	11	83	94	2.6	52	0	122	81	1	45	389	12.2
22	Felts, Alexis	31	30	832	26.8	75	196	.383	51	127	.402	22	29	.759	22	57	79	2.5	39	0	66	53	1	33	223	7.2
25	Weathers, Lauri	32	26	651	20.3	89	212	.420	4	24	.167	38	48	.792	22	50	72	2.3	59	1	43	38	1	30	220	6.9
20	Clark, Rasheeda	32	8	625	19.5	58	176	.330	7	18	.339	46	71	.648	46	50	96	3.0	52	1	46	43	3	31	169	5.3
34	Terry, Jen	31	1	455	14.7	35	83	.422	0	2	.000	24	46	.522	38	56	94	3.0	30	0	27	31	1	26	97	3.0
23	Bradford, Ericka	31	0	317	10.2	25	60	.417	4	8	.500	10	41	.243	26	39	59	1.9	28	0	20	30	3	7	64	2.1
14	Vellicia, Damietta	26	0	260	10.0	16	47	.340	8	21	.381	5	8	.625	8	15	23	0.9	50	1	17	22	2	11	45	1.7
40	Hasheider, Michelle	7	0	131	18.7	13	29	.448	7	17	.412	6	16	.375	1	12	13	1.9	10	0	10	13	0	5	39	5.6
33	Garcia, Shelley	3	0	34	11.3	2	10	.200	1	3	.333	2	5	.400	1	1	2	0.7	4	0	2	5	0	2	7	2.3
50	Jacobs, Tinker	6	0	13	2.2	0	0	.000	0	0	.000	0	1	.000	0	3	3	0.5	5	0	0	5	0	1	0	0.0
Team																50		80		130						
Total		32	32	6452	762	1830	.416	135	364	.371	408	590	.692	403	765	1176	474	2067	610	486	84	284	2067	645		
Opponents		32	32	6452	689	1760	.391	136	427	.319	303	451	.672	394	763	1157	36.2	560	14	405	599	64	268	1817	56.8	

1997-98

TEAM GAME BY GAME STATISTICS

M	D Year	CU rank	Opp (rank)	Res.	Score	TOTAL FG	3PT FG	FT	REBOUNDS	PF	TP	A	TO	B	S	MIN	HALF
		Opp (rank)				FGM	FGA</										



1998-99

TEAM GAME BY GAME STATISTICS

M. D	Year	Opp (rank)	Res.	Score	TOTAL FG			3PT FG			REBOUNDS			HALF											
					FGM	FGA	Pct.	3FGM	3FGA	Pct.	FTM	FTA	Pct.	O	D	T	PF	TP	A	TO	B	S	MIN		
N 14	1998	Denver	W	70-58	24	54	.444	7	14	.500	15	19	.789	6	30	36	13	70	20	17	3	6	200	T 33-33	
N 21	1998	at Michigan	L	78-84	32	59	.542	4	11	.364	10	16	.625	13	24	37	19	78	20	1	9	200	CU 38-35		
N 24	1998	Oregon (RV/RV)	L	63-75	27	58	.466	6	14	.429	3	11	.273	12	22	34	27	63	17	25	5	6	200	CU 37-34	
N 27	1998	Idaho	W	77-66	28	56	.500	2	4	.500	19	26	.731	13	29	42	25	77	19	30	1	16	200	UI 32-31	
N 28	1998	*Miami	W	82-68	32	57	.561	5	12	.417	13	31	.419	14	22	36	18	82	23	14	6	13	200	CU 41-38	
D 4	1998	vs. American	W	90-70	38	71	.535	4	15	.267	10	17	.588	16	27	43	19	90	21	28	1	11	200	AU 38-34	
D 5	1998	at Washington State	L	76-81	29	63	.460	2	11	.182	16	23	.696	15	32	47	17	76	18	23	3	6	200	CU 45-42	
D 9	1998	at Wyoming	W	70-50	25	58	.431	2	13	.154	18	27	.667	16	28	44	18	70	11	18	2	12	200	CU 30-10	
D 20	1998	Southern Illinois	W	79-51	28	56	.500	7	13	.538	16	18	.889	14	29	43	14	79	17	25	5	9	200	CU 35-19	
D 28	1998	Stanford	W	75-64	28	63	.444	6	16	.375	13	27	.481	20	24	44	9	75	19	22	3	12	200	SU 38-31	
J 2	1999	*at Texas	L	65-83	25	58	.431	3	11	.273	12	21	.571	15	25	40	24	65	10	27	3	12	200	UT 38-32	
J 6	1999	*at Nebraska	L	49-90	16	57	.281	3	12	.250	14	24	.583	14	29	43	16	49	10	29	5	9	200	NU 52-33	
J 9	1999	*Oklahoma	W	63-62	25	62	.403	4	11	.364	9	16	.563	12	22	34	24	63	18	15	3	13	200	NU 37-32	
J 13	1999	*Iowa State (14/15)	L	84-90	30	67	.448	12	28	.429	12	14	.857	7	18	25	19	84	28	11	3	9	200	CU 40-39	
J 16	1999	*at Missouri	L	60-63	23	56	.411	4	19	.211	10	14	.714	11	19	30	21	60	15	23	2	9	200	CU 30-27	
J 20	1999	*Kansas (RV/23)	W	76-65	25	61	.410	4	18	.222	22	27	.815	16	27	43	15	76	17	13	3	9	200	CU 41-31	
J 23	1999	*Nebraska (23/20)	W	70-53	26	56	.464	0	7	.000	18	34	.529	15	27	42	15	70	20	22	10	20	200	CU 34-27	
J 28	1999	*at Oklahoma State	W	62-58	21	56	.375	5	15	.333	15	19	.789	13	25	38	17	62	9	21	3	13	200	CU 34-28	
F 3	1999	*at Kansas (22/20)	L	57-65	18	52	.346	8	14	.571	13	17	.765	11	22	33	14	57	9	18	0	11	200	OS 30-27	
F 6	1999	*Kansas State	L	57-59	21	51	.412	7	18	.389	8	15	.533	18	24	42	14	57	21	5	7	200	CU 34-28		
F 9	1999	*Missouri	L	74-62	25	65	.385	5	14	.357	19	27	.704	14	25	39	16	74	22	9	9	6	200	CU 26-24	
F 13	1999	*at Iowa State	L	70-86	26	50	.520	9	15	.600	9	16	.563	6	21	27	13	70	22	21	3	8	200	IS 36-30	
F 17	1999	*at Kansas State	W	57-54	20	54	.370	2	12	.167	15	20	.750	11	28	39	16	57	14	17	4	6	200	CU 33-26	
F 20	1999	*Baylor	L	52-62	19	59	.322	1	11	.091	13	23	.565	18	31	49	22	52	12	23	9	8	200	BU 32-28	
F 24	1999	*Texas Tech (11/7)	L	71-83	27	65	.410	4	10	.400	13	21	.619	11	22	33	20	71	20	18	6	10	200	CU 38-33	
F 27	1999	*at Texas A&M	W (OT)	71-69	27	67	.403	5	19	.263	12	16	.750	8	28	36	17	71	25	15	4	9	225	TA 30-25	
M 2	1999	vs. Kansas State	L	51-55	17	55	.309	4	16	.250	13	19	.684	8	21	29	14	51	14	14	0	11	200	KS 34-17	
M 11	1999	*BYU	W	70-53	30	65	.462	4	9	.444	6	11	.545	10	27	37	9	70	23	11	9	10	200	CU 32-31	
M 14	1999	*Drake	L	66-82	26	61	.426	4	11	.364	10	17	.588	13	21	34	14	66	20	21	5	13	200	CU 39-29	
TOTALS					738	1702	.434	133	393	.338	376	586	.642	370	729	1099	37.9	499	6	510	572	116	293	1985	68.4

&Coors Classic (Boulder), *Washington State Cougar Classic (Pullman, Wash.), *Big 12 Conference Game, #Big 12 Conference Tournament (Kansas City, Mo.), *WNIT (Boulder) (Opponent's AP/USA Today Ranking at Tipoff)

INDIVIDUAL SEASON STATISTICS

# Player	GP	GS	Min	Avg	FG	FGA	Pct	3FG	3FGA	Pct	FT	FTA	Pct	Off	Def	Tot	Avg	PF	FO	A	TO	Blk	Stl	Pts	Avg
13 Lappe, Linda	29	29	39.8	32.3	97	224	.433	24	64	.375	91	110	.827	44	84	128	4.4	72	2	110	87	7	49	309	10.7
00 Hartshorn, Britt	29	14	61.9	21.3	97	205	.473	0	0	.000	58	91	.637	54	100	154	5.3	59	0	29	54	37	17	252	8.7
35 Johnson, Melody	29	9	42.5	14.7	92	206	.447	0	0	.000	49	80	.613	36	61	97	3.3	61	2	22	29	17	29	233	8.0
21 Roulter, Jenny	29	4	57.3	19.8	86	198	.434	18	68	.265	12	24	.500	11	57	68	2.3	31	0	49	54	12	30	202	7.0
11 Mandy Nightingale	29	16	62.6	21.6	59	152	.388	46	120	.383	33	51	.647	6	57	63	2.2	32	0	77	50	1	24	197	6.8
31 Dilworth, Chequita	29	24	64.5	22.2	68	170	.400	0	0	.000	44	72	.611	36	81	117	4.0	69	2	69	95	10	40	180	6.2
55 Carmann, Kami	27	19	58.2	21.6	72	149	.483	0	0	.000	17	35	.486	52	79	131	4.9	51	0	34	44	11	20	161	6.0
33 Garcia, Shelley	26	16	49.3	19.0	59	125	.472	14	40	.350	19	34	.559	38	55	93	3.6	26	0	25	47	11	18	151	5.8
5 Weddle, Nikki	26	8	30.6	11.8	50	123	.407	20	61	.328	24	44	.545	9	21	30	1.2	44	0	36	56	0	26	144	5.5
42 Bohman, Eisha	18	6	35.1	19.5	36	84	.429	7	24	.292	14	19	.737	21	35	56	3.1	24	0	36	22	1	18	93	5.2
44 Swagger, Nikki	21	0	11.9	5.7	12	28	.429	1	2	.500	4	10	.400	15	30	45	2.1	16	0	8	12	4	7	29	1.4
40 Hasheider, Michelle	16	0	12.7	7.9	7	29	.241	2	7	.286	9	13	.692	5	12	17	1.1	8	0	14	8	2	6	25	1.6
10 Circle, Jenny	2	0	21	10.5	3	9	.333	1	1	1.000	2	2	1.000	0	3	3	1.5	3	0	1	3	3	0	9	4.5
Team														43	54	97									
Total	29	29	5825	738	1702	.434	133	393	.338	376	586	.642	370	729	1099	37.9	499	6	510	572	116	293	1985	68.4	
Opponents	29	29	5825	717	1772	.405	135	393	.344	392	558	.703	419	708	1127	38.9	550	12	459	584	90	295	1961	64.9	

1999-2000

TEAM GAME BY GAME STATISTICS

M. D	Year	Opp (rank)	Res.	Score	TOTAL FG			3PT FG			REBOUNDS			HALF										
					FGM	FGA	Pct.	3FGM	3FGA	Pct.	FTM	FTA	Pct.	O	D	T	PF	TP	A	TO	B	S	MIN	
N 19	1999	at Denver	L	67-81	28	70	.400	3	7	.429	8	13	.615	18	29	47	22	67	18	15	5	6	200	DU 27-25
N 21	1999	Michigan	L	63-77	23	64	.359	6	14	.429	11	17	.647	14	30	44	19	63	17	24	7	8	200	UM 33-24
N 26	1999	*at Kansas State	W	76-49	29	71	.408	5	13	.385	13	16	.813	20	30	50	12	76	24	16	6	8	200	CU 39-22
N 27	1999	*at Western Michigan	W	79-62	31	62	.500	6	9	.667	11	15	.7											

2000-01



TEAM GAME BY GAME STATISTICS

M. D. Year	CU rank	Opp. (rank)	Res.	Score	FGM	FGA	Pct.	3FGM	3FGA	Pct.	FTM	FTA	Pct.	O	D	T	PF	TP	A	TO	B	S	MIN	HALF
N 17 2000	#Albany	W	93-43	31	70	443	7	18	389	24	31	.774	20	36	56	17	93	20	12	3	12	200	CU 51-23	
N 24 2000	#Howard	W	96-45	32	56	471	8	18	444	24	31	.774	8	38	46	13	96	25	15	7	10	200	CU 52-22	
N 25 2000	Butler	W	86-57	32	65	492	5	10	500	17	21	.810	12	27	39	18	86	26	20	4	13	200	CU 44-30	
N 29 2000	at Wyoming	W	78-70	25	54	463	3	6	500	25	36	.694	14	29	43	19	78	28	22	0	9	200	CU 40-35	
D 2 2000	UCLA	W	88-63	31	68	456	5	20	250	21	24	.875	19	32	51	19	88	24	16	3	7	200	CU 44-31	
D 6 2000	CSU	L	70-72	22	58	379	1	8	125	25	34	.735	20	45	22	7	70	16	16	5	6	200	KS 45-33	
D 10 2000	at Iowa	L	66-92	24	57	421	2	10	200	16	21	.762	14	24	38	17	66	10	27	3	9	200	UI 48-28	
D 14 2000	Sam Houston	W	99-60	35	66	530	9	17	529	20	24	.833	16	26	42	18	99	29	17	16	14	200	CU 61-24	
D 22 2000	Florida (16/16)	W	98-62	25	60	417	5	11	455	43	49	.878	23	31	54	16	98	21	16	11	7	200	CU 42-25	
D 29 2000	*vs UC Riverside	W	63-50	23	62	371	7	25	280	10	16	.625	21	24	45	11	63	15	15	6	10	200	CU 27-22	
D 30 2000	*vs Oakland	W	74-60	31	72	431	8	21	381	4	9	.444	21	20	41	11	74	18	16	2	10	200	CU 29-25	
J 3 2001	*Oklahoma (19/16)	L	69-83	23	61	377	3	8	375	20	26	.769	9	18	27	16	69	19	19	4	14	200	OU 41-36	
J 6 2001	*at K-State	W	67-62	21	50	420	5	14	357	20	27	.741	10	18	28	17	67	16	12	2	5	200	KS 35-31	
J 10 2001	*at Ok-State	W	65-49	21	59	356	6	15	400	17	20	.850	13	32	45	13	65	8	15	0	4	200	OU 30-26	
J 14 2001	*Missouri	W	98-90	33	58	569	3	5	600	29	36	.806	9	27	36	15	98	23	13	4	5	200	CU 48-36	
J 20 2001	*Kansas	W	72-63	25	63	397	4	13	308	18	26	.692	15	25	40	17	72	20	17	7	200	CU 35-24		
J 24 2001 25/RV	*Nebraska	W	87-69	30	62	484	6	14	429	21	31	.677	13	25	38	16	87	22	15	9	12	200	CU 45-40	
J 27 2001 25/RV	*at Iowa State (7/7)	L	61-95	27	64	422	4	10	400	3	5	.600	10	14	24	18	61	13	15	4	12	200	IS 46-33	
J 31 2001 23/RV	*at Texas (21/20)	L	62-65	25	59	424	2	13	154	10	11	.909	15	24	39	14	62	14	22	2	5	200	KS 36-35	
F 3 2001 23/RV	*Baylor	W	85-66	26	48	562	2	5	400	31	43	.721	11	32	43	16	85	14	22	9	12	200	CU 37-28	
F 7 2001 19/24	*at Kansas	W	70-60	21	46	457	6	13	462	22	26	.846	9	29	38	15	70	16	22	3	8	200	CU 36-27	
F 10 2001 19/24	*at Nebraska	W	81-65	29	60	483	7	16	375	17	26	.654	16	22	38	17	81	21	11	6	10	200	CU 46-40	
F 14 2001 19/21	*Iowa State (6/6)	W	73-66	22	63	349	7	15	467	22	23	.957	16	21	37	17	73	18	11	6	10	200	CU 41-25	
F 17 2001 19/21	*at Texas A&M	W	67-54	24	56	429	4	14	286	15	20	.750	12	29	41	16	67	19	22	1	11	200	CU 31-23	
F 21 2001 16/20	*Texas Tech (15/13)	L	61-68	21	58	362	7	11	636	12	17	.706	17	21	38	23	61	12	14	10	6	200	CU 32-24	
F 24 2001 16/20	*Kansas State	W	74-56	24	51	471	5	17	294	21	25	.840	10	23	33	19	74	20	15	8	9	200	CU 37-29	
F 28 2001 17/21	*at Missouri	L	61-78	24	59	407	2	10	200	11	18	.611	13	16	29	16	61	16	17	7	8	200	MU 40-25	
M 7 2001 20/21	&vs Missouri	W	83-72	23	52	442	3	11	273	34	44	.773	12	24	36	20	83	16	13	6	5	200	CU 37-25	
M 8 2001 20/21	&vs Oklahoma (7/7)	L	93-102	32	57	561	9	13	692	20	23	.870	6	15	21	17	93	19	13	4	9	200	OU 50-39	
M 17 2001 20/21	*vs Siena	W	98-78	38	60	633	5	8	625	17	19	.895	10	25	35	10	98	17	20	2	5	200	CU 46-36	
M 19 2001 20/21	*at Vanderbilt (10/11)	L	59-65	25	56	446	5	11	455	4	4	1.000	6	18	24	20	59	12	7	4	2	200	CU 33-30	
TOTALS					825	1830	.451	154	400	.385	593	766	.774	420	770	1190	513	2397	553	505	162	269	6200	

#Coors Classic (Boulder), *Masry & Vittoze Basketball Classic (San Diego, Calif.), *Big 12 Conference Game, & Big 12 Tournament Game, 1NCAA First Round Game (Nashville), 2NCAA Second Round Game (Nashville), (O)Opponent's AP/USA Today Ranking at Tipoff

INDIVIDUAL SEASON STATISTICS

##	Player	GP	GS	Min	Avg	FG	FGA	Pct	3FG	FGA	Pct	FT	FTA	Pct	Off	Def	Tot	Avg	PF	FO	A	TO	Blk	Stl	Pts	Avg
23	Nightingale, Mandy	31	31	1022	33.0	108	274	.394	64	159	.403	150	177	.847	13	107	120	3.9	71	2	121	81	6	53	430	13.9
00	Hartshorn, Britt	31	31	743	24.0	149	272	.548	0	0	.000	67	106	.632	59	129	188	6.1	68	1	45	69	69	34	365	11.8
21	Roulier, Jenny	31	25	779	25.1	129	289	.446	59	131	.450	33	39	.846	9	77	86	2.8	47	0	70	51	18	35	350	11.3
50	Bjorklund, Tera	31	0	461	14.9	98	198	.495	0	0	.000	103	126	.817	43	69	112	3.6	67	0	13	49	14	14	299	9.6
42	Bohman, Eisha	31	24	614	19.8	100	195	.513	0	0	.000	28	45	.622	57	39	96	3.1	38	0	50	37	3	20	228	7.4
13	Lappe, Linda	30	6	558	18.6	60	140	.429	5	21	.238	85	99	.859	38	50	88	2.9	52	1	71	54	4	26	210	7.0
5	Koehnlin, Caroline	31	5	511	16.5	54	126	.443	12	34	.353	42	.833	4	39	39	1.3	35	0	78	57	3	27	155	4.9	
22	Scott, Sabrina	26	9	499	19.2	46	129	.357	6	22	.273	25	39	.641	45	79	124	4.8	33	0	52	38	11	17	123	4.7
54	Wirt, Randie	30	14	569	19.0	33	93	.355	0	0	.000	41	55	.745	75	89	164	5.5	61	2	24	30	16	22	107	3.6
1	Fagan, Kate	20	0	118	5.8	18	55	.327	8	32	.250	7	8	.875	2	5	7	0.4	8	0	8	0	7	51	2.6	
55	Carman, Kami	25	10	252	10.1	20	37	.541	0	0	.000	13	21	.619	23	40	63	2.5	24	0	17	20	17	11	53	2.1
30	Spencer, Diana	13	0	44	3.4	9	19	.474	0	0	.000	4	7	.571	8	5	13	1.0	3	0	1	5	1	2	22	1.7
15	Delepine, Virginia	9	0	30	3.3	1	7	.143	0	0	.000	2	2	1.000	3	5	8	0.9	5	0	3	2	0	1	4	0.4
TEAM					825	1830	.451	154	400	.385	593	766	.774	420	770	1190	513	2397	553	505	162	269	6200	67.3		
Opponents					31	780	1871	.417	168	457	.368	358	486	.737	397	677	1074	34.6	644	24	496	574	99	225	2086	67.3

#Coors Classic (Boulder), *Masry & Vittoze Basketball Classic (San Diego, Calif.), *Big 12 Conference Game, & Big 12 Tournament Game, 1NCAA First Round Game (Nashville), 2NCAA Second Round Game (Nashville), (O)Opponent's AP/USA Today Ranking at Tipoff

ROSTER

No. Player	Pos.	Ht.	Cl.	Exp.	Hometown (HS/Previous College)
00 Britt Hartshorn	C	6-4	Jr.	2L	Lamar, Colo. (Lamar)
1 Kate Fagan	G	5-9	Sr.	1L	Schenectady, N.Y. (Niskayuna)
3 Syyeeta Stafford	G	5-5	Fr.	RS	Torrance, Calif. (Narbonne)
5 Caroline Koehnlin	G	6-4	Jr.	TR	Montpellier, France (Brugiere/Marseille Provence)
13 Linda Lappe	G/F	6-0	So.	1L	Morning Sun, Iowa (Winfield Mt. Union)
15 Virginia Delepine	C	6-4	Jr.	1L	Loueuilly, France (Marguerite de Navarre/Reims)
21 Jenny Roulier	G	5-9	Jr.	2L	Englewood, Colo. (Cherry Creek)
22 Sabrina Scott	F	6-2	Jr.	3L	Lake Oswego, Ore. (Lakeridge)
23 Mandy Nightingale	G	5-6	Jr.	2L	Sapulpa, Okla. (Sapulpa)
30 Diana Spencer	F	5-11	So.	1L	Manlius, N.Y. (Fayetteville Manlius)
42 Eisha Bohman	F	5-10	Jr.	2L	Oceans



2002-03

TEAM GAME BY GAME STATISTICS

M. D. Year	CU Rank	Opp. (rank)	Res.	Score	FGM	FGA	Pct.	3FGM	3FGA	Pct.	FTM	FTA	Pct.	REBOUNDS	PTS	HALF													
				TOTAL FG				3PT FG				FT				O	D	T	PF	TP	A	TO	B	S	MIN	HALF			
N 22	2002	Rice	W	85-66	26	46	.565	5	10	500	28	32	.875	8	27	35	17	85	14	17	4	10	200	RU	39-40				
N 24	2002	Detroit-Mercy	W	86-43	32	60	.533	3	5	600	19	23	.826	11	26	37	17	86	20	5	20	200	CU	41-20					
N 29	2002	&-Hartford	W	69-40	26	57	.456	3	12	250	14	19	.737	9	28	37	13	69	18	13	5	7	200	CU	33-19				
N 30	2002	&-Villanova	L	54-59	22	51	.431	1	5	200	9	9	1000	7	27	34	13	54	11	9	1	0	200	UU	24-30				
D 4	2002	at Wyoming	W	73-62	28	47	.596	1	11	091	16	21	.762	7	23	30	15	73	14	17	0	6	200	CU	32-30				
D 7	2002	vs Evansville	W	74-42	30	75	.400	8	24	333	6	7	.857	18	26	44	21	74	21	13	4	11	200	CU	32-25				
D 8	2002	at California	W	66-47	27	50	.540	4	12	333	8	13	.615	17	29	35	15	66	19	18	3	11	200	CU	35-22				
D 12	2002	Colorado State	W	65-51	22	52	.423	5	14	357	16	18	.889	8	25	33	14	65	16	16	4	8	200	CU	24-19				
D 21	2002	Southern Cal	W	93-86	25	51	.490	4	8	500	39	47	.830	8	21	29	19	93	17	21	1	10	200	CU	36-26				
D 31	2002	25/25 at Syracuse	W (OT)	78-75	28	65	.431	10	27	370	12	17	.706	17	27	44	18	78	20	14	1	7	225	CU	38-32				
J 2	2003	25/25 at Buffalo	W	76-47	27	64	.422	9	20	450	13	18	.722	14	30	44	15	76	19	18	0	13	200	CU	37-14				
J 8	2003	24/23 *Iowa State	W	64-63	26	58	.448	4	14	286	6	14	.571	11	17	28	11	64	17	11	3	7	200	IS	30-32				
J 11	2003	24/23 *at Kansas State	L	36-61	13	51	.255	4	11	364	6	10	.600	6	21	27	12	36	10	20	0	8	200	CU	35-34				
J 14	2003	*Nebraska	W	74-54	26	63	.413	7	12	583	15	17	.883	13	29	35	15	74	18	18	3	11	200	CU	39-32				
J 18	2003	*at Kansas	W	71-50	27	46	.587	8	15	533	9	14	.643	8	29	37	10	71	21	22	5	9	200	CU	35-21				
J 22	2003	*at Oklahoma State	W	64-50	25	61	.410	3	10	300	11	12	.917	9	30	39	19	64	12	16	2	10	200	CU	31-23				
J 26	2003	*Texas Tech	W	58-80	20	53	.377	1	5	200	17	24	.708	14	23	37	17	58	12	19	5	5	200	TT	26-45				
J 29	2003	*Baylor	W	66-59	21	50	.420	2	11	182	22	27	.815	13	23	36	16	66	18	15	5	6	200	CU	28-26				
F 2	2003	*at Missouri	L	52-71	21	53	.396	4	10	400	6	18	.333	13	23	36	14	52	12	20	5	9	200	MU	23-41				
F 5	2003	*Kansas	W	73-42	27	50	.540	7	18	389	12	16	.750	9	25	34	15	73	19	22	2	10	200	CU	42-14				
F 8	2003	*Kansas A&M	W	65-49	23	43	.488	9	15	474	4	7	571	4	30	35	10	65	15	22	2	2	200	CU	37-20				
F 16	2003	*Oklahoma	W	61-57	20	58	.345	4	14	286	17	23	.739	11	25	36	19	61	12	13	2	10	200	CU	33-25				
F 19	2003	*at Texas	L	55-75	17	55	.309	4	9	444	17	21	.810	8	25	33	20	55	8	17	1	4	200	UT	27-39				
F 22	2003	*Missouri	W	69-48	27	58	.466	2	10	200	13	17	.765	14	30	44	13	69	19	17	5	12	200	MU	27-30				
F 26	2003	*at Iowa State	W	79-71	29	59	.492	7	15	467	14	19	.737	11	17	28	16	79	18	10	0	5	200	IS	28-30				
M 1	2003	*Kansas State	L	59-67	22	70	.314	3	19	158	12	20	.600	10	24	34	17	59	12	4	3	10	200	KS	22-23				
M 5	2003	*Nebraska	W	60-26	26	50	.520	7	14	500	11	16	.688	8	26	37	15	60	18	18	5	8	200	CU	39-26				
M 12	2003	*vs. Oklahoma	W	73-68	26	55	.473	6	14	429	15	18	.833	6	25	31	16	73	22	15	0	7	200	CU	31-24				
M 13	2003	*vs. Texas	L	47-62	22	48	.458	1	9	111	2	4	.500	7	25	32	10	47	19	23	1	7	200	UT	32-36				
M 22	2003	*Brigham Young	W	84-45	25	50	.500	12	20	600	22	30	.733	7	32	39	13	84	22	12	6	8	200	CU	43-18				
M 24	2003	*North Carolina	W	86-67	23	47	.489	9	21	429	31	39	.795	7	28	35	17	86	19	18	5	7	200	CU	36-27				
M 29	2003	*vs. Villanova	L	51-53	19	53	.358	1	9	111	12	16	.750	7	28	35	12	51	7	6	1	4	200	CU	29-20				
Colorado				2166	776	1749	.444	158	427	370	456	606	.752	311	821	1132	482	2166	520	505	95	259	6425						
Opponents				1866	714	1829	.390	147	464	317	291	429	.678	371	746	1117	579	1866	381	581	114	241	1866	625					

&Coors Classic (Boulder); *SOkland Tribune Classic (Berkeley); *Big 12 Conference Game; #Big 12 Conference Tournament Game, (Dallas); #NCAA First Round (Boulder); #NCAA Second Round (Boulder); #NCAA Regional Semifinal (Knoxville, Tenn.)

INDIVIDUAL SEASON STATISTICS

# Player	GP	GS	Min	Avg	FG	FGA	Pct	3FG	FGA	Pct	FT	FTA	Pct	Off	Def	Tot	Avg	PF	FO	A	TO	Blk	Stl	Pts	Avg	
50 Bjorklund, Tera	32	32	1004	31.4	229	425	.539	0	0	000	134	173	.775	65	152	217	6.8	81	2	84	85	46	24	592	18.5	
1 Fagan, Kate	32	32	944	29.5	108	272	.397	70	181	.387	62	65	.954	10	87	97	3.0	49	0	50	50	4	26	348	10.9	
22 Scott, Sabrina	32	30	1064	33.2	120	277	.433	39	80	.488	29	38	.763	44	178	222	6.9	49	0	102	59	8	31	308	9.6	
13 Lappe, Linda	32	31	890	27.8	87	181	.481	8	32	.250	86	102	.843	38	102	140	4.4	64	0	96	67	9	37	268	8.4	
54 Wirt, Randie	32	7	632	19.8	48	115	.417	0	0	000	51	74	.688	58	73	131	4.1	52	1	40	45	15	26	147	4.6	
3 Stafford, Syyreeta	21	12	288	13.7	36	86	.419	8	37	.216	15	20	.750	3	20	23	1.1	29	0	20	40	2	27	95	4.5	
2 Metoyer, Amber	32	0	410	12.8	50	121	.413	0	0	000	27	50	.540	39	64	103	3.2	57	0	17	40	4	18	127	4	
5 Johns-Richardson, J	32	0	372	12.4	63	192	.330	45	37	.417	18	24	.750	7	24	31	1.9	69	11	17	2	2	200	CU	49-26	
10 Billingsley, Maria	29	16	660	22.8	33	110	.300	12	42	.286	28	37	.757	6	33	39	1.3	53	1	62	57	3	39	106	3.7	
33 Spencer, Diana	10	0	37	3.7	3	16	.500	0	0	000	2	5	.400	5	4	9	0.9	8	0	3	7	0	1	18	1.8	
55 Jones, Cecily	10	0	31	3.1	7	18	.389	0	0	000	1	4	.250	6	7	13	1.3	3	0	2	3	1	2	15	1.5	
21 Hobbs, Melissa	13	0	70	5.4	5	15	.333	4	9	.444	4	8	.500	1	12	13	1.0	4	0	4	7	1	3	18	1.4	
34 Lini, Sarah	7	0	23	3.3	2	4	.500	0	1	.000	1	2	.500	0	3	3	0.4	4	0	6	2	0	1	5	0.7	
TEAM				32		776	1749	.444	158	427	370	456	606	.752	311	821	1132	35.4	482	4	520	505	95	259	2166	67.7
Opponents				32		714	1829	.390	147	464	317	291	429	.678	371	746	1117	34.9	579	12	381	581	114	241	1866	58.3

2003-04

TEAM GAME BY GAME STATISTICS

M. D. Year	CU Rank	Opp. (rank)	Res.	Score	FGM	FGA	Pct.	3FGM	3FGA	Pct.	
------------	---------	-------------	------	-------	-----	-----	------	------	------	------	--

2004-05



TEAM GAME BY GAME STATISTICS

M	D	Year	Opp (rank)	Res.	Score	TOTAL FG			3PT FG			FT			REBOUNDS										
						FGM	3FGM	Pct.	FGA	Pct.	FTM	FTA	Pct.	O	D	T	P	A	TO	B	S	TP	MIN	HALF	
N	19	2004	Svs Loyola Marymount	W	75-58	25	61	.410	8	17	4.71	17	24	.708	11	31	42	15	13	15	4	10	75	200	CU 27-20
N	20	2004	Sat Nevada	L	59-69	22	50	.440	4	16	.250	11	20	.550	6	26	32	21	5	16	4	7	59	200	CU 30-28
N	26	2004	^PENNSYLVANIA	W	69-49	28	60	.467	8	19	.421	5	5	1.000	14	29	43	8	22	18	5	11	69	200	CU 29-24
N	27	2004	^LSU (2/2)	L	44-75	12	50	.240	2	10	.200	18	25	.720	17	34	10	5	26	2	8	44	200	LS 34-19	
D	1	2004	at Wyoming	L	67-72	25	49	.510	1	9	.111	16	19	.842	5	27	32	18	6	18	0	5	67	200	UW 39-33
D	4	2004	CREIGHTON	L	68-84	21	59	.356	3	9	.333	23	32	.719	11	26	37	21	9	15	4	5	68	200	CR 36-32
D	8	2004	COLORADO STATE	W	83-77	31	62	.500	5	12	.417	16	20	.800	13	22	35	13	17	16	1	9	83	200	CU 40-38
D	18	2004	at Pacific	W	45-42	18	51	.353	2	11	.182	7	16	.438	12	27	39	15	10	22	4	9	45	200	UP 21-14
D	21	2004	at Washington	W	76-74	27	59	.525	5	10	.500	9	20	.450	8	38	46	17	24	6	7	14	66	225	UW 33-26
D	29	2004	NORTHERN COLORADO	W	77-58	27	62	.435	13	33	.394	10	17	.588	15	28	43	15	21	16	3	5	77	200	CU 45-32
J	2	2005	MANHATTAN	W	73-61	25	54	.463	5	16	.313	18	26	.692	19	22	41	8	17	21	4	11	73	200	MU 29-28
J	5	2005	*at Nebraska	L	62-84	25	66	.379	10	24	.417	2	7	.286	20	25	45	17	15	25	3	2	62	200	NU 36-31
J	8	2005	*IOWA STATE	L	64-76	23	60	.383	6	23	.261	12	18	.667	13	19	32	17	16	18	1	9	64	200	IS 42-33
J	15	2005	*TEXAS TECH (13/13)	L	41-87	16	52	.308	2	7	.286	7	11	.636	7	23	30	18	9	24	4	7	41	200	TT 39-22
J	18	2005	*at Missouri	W	56-51	23	60	.383	0	8	.000	10	16	.625	12	29	41	19	8	22	2	10	56	200	MU 28-20
J	22	2005	*at Oklahoma State	L	70-76	25	54	.463	5	13	.385	15	22	.682	9	26	35	21	12	28	1	10	70	225	CU 34-29
J	25	2005	*KANSAS	L	60-65	25	59	.424	3	12	.250	7	15	.467	10	21	31	16	11	10	7	3	60	200	KU 34-33
J	29	2005	*KANSAS STATE (16/16)	L	70-81	24	62	.387	3	13	.231	19	28	.679	12	24	36	17	11	13	6	9	70	200	KS 37-34
F	2	2005	*at Iowa State (19/18)	L	76-103	27	68	.397	11	26	.423	11	15	.733	12	24	36	17	19	16	2	11	76	200	IS 47-34
F	5	2005	*at Texas A&M	L	62-72	22	48	.458	4	6	.667	14	18	.778	8	33	41	24	13	34	4	9	62	200	TA 33-30
F	9	2005	*MISSOURI	L	55-58	23	66	.348	4	14	.286	5	14	.357	18	33	51	22	14	20	6	8	55	200	CU 34-25
F	12	2005	*at Kansas	L	54-76	20	60	.333	4	16	.250	10	16	.625	14	22	36	16	10	24	3	8	54	200	KU 37-28
F	16	2005	*OKLAHOMA	L	61-77	20	58	.345	6	18	.333	15	18	.833	14	23	37	13	12	21	3	9	61	200	OU 38-30
F	19	2005	*at Kansas State (18/17)	L	51-73	17	51	.333	5	19	.263	12	17	.706	9	22	31	14	10	20	0	4	51	200	KS 38-23
F	23	2005	*at Texas (13/13)	L	40-83	13	56	.232	4	14	.286	10	16	.625	13	20	33	19	8	27	2	9	40	200	UT 48-22
F	26	2005	*BAYLOR (6/8)	L	65-84	24	54	.444	8	14	.571	9	11	.818	5	23	28	21	16	22	3	4	65	200	BU 47-32
M	2	2005	*NEBRASKA	W	78-76	28	57	.491	5	16	.313	17	21	.810	15	26	41	17	18	26	6	5	78	200	CU 44-32
M	8	2005	*vs Iowa State (18/19)	L	62-64	20	49	.408	8	20	.400	14	17	.824	7	23	30	20	17	18	2	11	62	200	T 24-24
Colorado						1763	640	1597	.401	144	425	.339	339	504	.673	329	709	1038	479	361	575	92	214	1763	5650
Opponents						2005	738	1720	.429	195	519	.376	334	496	.673	365	711	1076	516	458	505	124	261	2005	5650

\$-Nugget Classic (Reno, Nev.); #-Coors Classic (Boulder, Colo.); *-Big 12 Conference Game; ^-Big 12 Conference Tournament Game (Kansas City, Mo.)

INDIVIDUAL SEASON STATISTICS

##	Player	GP	GS	Min	Avg	FG	FGA	Pct	3FG	FGA	Pct	FT	FTA	Pct	Off	Def	Tot	Avg	PF	FO	A	TO	Blk	Stl	Pts	Avg
45	McFarland, Jackie	27	6	598	22.1	98	224	.438	0	0	.000	75	106	.708	65	103	168	6.2	70	2	33	75	24	19	271	10.0
21	Ilic, Jasmina	28	14	590	21.1	104	276	.377	38	102	.373	34	50	.680	20	69	89	3.2	49	0	24	77	7	14	280	10.0
5	Johns-Richardson, V28	28	28	889	31.8	103	228	.452	35	90	.389	38	61	.623	32	72	104	3.7	58	1	85	77	3	59	279	10.0
44	Richards, Kara	28	26	670	23.9	99	215	.460	0	0	.000	53	76	.697	58	90	148	5.3	96	8	39	96	28	18	251	9.0
12	Nedovic, Anna	28	27	861	30.8	79	219	.361	25	93	.269	57	82	.695	54	128	182	6.5	62	1	39	62	19	23	240	8.6
14	Howard, Leslie	4	2	91	22.8	8	26	.308	6	18	.333	3	6	.500	4	10	14	3.5	4	0	5	6	1	7	25	6.3
22	Law, Whitney	27	25	688	25.5	61	155	.394	21	55	.382	24	34	.706	8	92	100	3.7	50	2	48	53	2	31	167	6.2
23	Escalera, Yari	28	5	607	21.7	34	97	.351	17	51	.333	20	28	.714	6	42	48	1.7	36	0	53	61	0	33	105	3.8
3	Lini, Sarah	28	7	371	13.3	24	74	.324	1	9	.111	27	42	.643	27	25	52	1.9	21	0	22	32	3	6	76	2.7
52	Garnett, Tami	22	0	153	7.0	24	68	.353	0	0	.000	6	17	.353	7	25	32	1.5	18	0	6	18	5	2	54	2.5
10	Lubin, Lauren	16	0	132	8.3	6	15	.400	1	7	.143	2	2	1.000	2	15	17	1.1	15	0	7	5	0	2	15	0.9
TEAM						640	1597	.401	144	425	.339	339	504	.673	329	709	1038	37.1	479	14	361	575	92	214	1763	63.0
Opponents						738	1720	.429	195	519	.376	334	496	.673	365	711	1076	38.4	516	8	458	505	124	261	2005	71.6

ROSTER

No.	Player	Pos.	Ht.	Cl.	Exp.	Hometown (HS/Previous College)
5	Veronica Johns-Richardson	G	5-9	Sr.	3L	Fullerton, Calif. (Troy)
12	Anna Nedovic	F	6-4	So.	1L	Ballerup, Denmark (Falkonergerarden)
14	Leslie Howard	F	5-10	So.	1L	Salem, Mo. (Salem)
21	Jasmina Ilic	G/F	6-1	So.	1L	Becej, Serbia (Laza Kostic)
22	Whitney Law	G	5-11	Jr.	1L	Littleton, Colo. (Chatfield/Georgia)
23	Yari Escalera	G	5-6	Fr.	HS	Humacao, Puerto Rico (Colegio San Antonio Abad)
34	Sarah Lini	F	6-0	Sr.	3L	Aarhus, Denmark (Statsgymnasium)
44	Kara Richards	C	6-4	So.	1L	Graham, Texas (Graham)
45	Jackie McFarland	F	6-3	Fr.	HS	Derby, Kan. (Derby)
52	Tami Garnett	C	6-3	Jr.	TR	Arlington, Texas (Sam Houston/Central Arizona)
55	Cecily Jones	C	6-3	Sr.	2L	Katy, Texas (Katy)

Head Coach: Ceal Barry

Assistant Coaches: LaTonya Watson, Tanya Haave, Matt Daniel

Director of Operations: Kris Livingston

Record: 9-19 Overall

2-14 Big 12 Conference

(5-9 Home, 3-9 Away, 1-1 Neutral)

Captains: Veronica Johns-Richardson, Sarah Lini

Final AP Ranking: NR

Final USA Today Ranking: NR

Notes: The youth movement was certainly on for the Buffaloes in 2004-05.

Over one-third (67.3 percent) of Colorado's scoring in 2004-05 came from freshmen or sophomores, while just over 64 percent of its rebounding from underclassmen. CU's youth showed at times as the team finished below .500 for the first time since the 1999-2000 season. Senior Veronica Johns-Richardson was given honorable mention to the All-Big 12 Conference team averaging 10 points per game and leading the Buffs in assists (85) and steals (59). Jackie McFarland and Kara Richards formed one of the better first-year duos in the Big 12. McFarland was named the Big 12 Rookie of the Week and was selected to the All-Big 12 Freshman Team by the *Kansas City Star* and the *Waco Tribune-Herald*. Richards earned the Big 12's Rookie of the Week honor in her first weekend as a collegian and was also selected to the *Waco Tribune-Herald's* All-Big 12 Freshman squad. Senior Sarah Lini and junior Whitney Law were members of the Academic All-Big 12 first team while Johns-Richardson earned second team acclaim. Head coach Ceal Barry retired after 22 seasons on the CU bench, leaving as the school's all-time winningest coach with 427 wins.

2005-06



2006-07

TEAM GAME BY GAME STATISTICS

M. D	Year	Opp	Rank	Res.	Score	FGM	FGA	Pct.	3FG	3FGA	Pct.	FTM	FTA	Pct.	O	D	T	PF	A	TO	B	S	TP	MIN	HALF
N 10	2006	SAN FRANCISCO		W	62-56	25	48	.521	2	8	.250	10	22	.455	6	27	33	12	15	21	3	7	62	200	SF 30-26
N 12	2006	VANDERBILT (16/15)	L	76-81	28	59	.475	6	18	.333	14	23	.609	11	24	35	18	19	0	9	76	200	VU 42-34		
N 19	2006	CAL ST. NORTH RIDGE	W	80-64	30	65	.462	5	15	.333	15	22	.682	12	34	46	19	15	21	5	8	80	200	CU 48-30	
N 21	2006	at Wyoming	L	49-68	15	38	.395	4	10	.400	15	18	.833	5	23	28	15	8	24	1	5	49	200	UW 31-22	
N 24	2006	#NEVADA	W	80-60	28	52	.538	4	8	.500	20	34	.588	16	40	56	24	9	32	5	8	80	200	CU 30-23	
N 25	2006	#CHARLOTTE	W	78-65	27	50	.540	1	6	.167	23	34	.676	15	28	43	15	14	21	1	7	78	200	CU 35-34	
N 29	2006	COLORADO STATE	W	56-51	19	63	.302	3	17	.176	15	23	.652	13	25	38	17	13	8	6	8	56	200	CU 30-22	
D 2	2006	SOUTHERN CAL (RV)	L	57-76	19	59	.322	3	16	.188	16	24	.667	19	27	46	12	11	19	2	3	57	200	USC 34-26	
D 7	2006	at Cal State Fullerton	L	77-89	26	57	.456	5	13	.385	20	26	.769	14	22	36	26	13	20	2	5	77	200	CSF 40-29	
D 9	2006	Svs. Oregon (RV)	L	60-70	23	60	.383	5	13	.385	9	12	.750	16	18	34	18	7	25	2	7	60	200	UO 31-22	
D 13	2006	at South Dakota State	L	58-80	19	50	.380	6	19	.316	14	19	.737	6	24	30	22	12	26	8	11	58	200	SDS 46-27	
D 28	2006	CAL ST. BAKERSFIELD	W	76-61	30	66	.455	8	20	.400	8	9	.889	20	30	50	18	19	29	7	14	76	200	CU 45-30	
J 3	2007	*MISSOURI (RV)	W	71-59	25	45	.556	4	8	.500	17	23	.739	9	31	40	18	16	25	4	10	71	200	MU 31-29	
J 10	2007	*IOWA STATE (RV)	W	81-67	26	51	.510	13	23	.565	16	19	.842	6	24	30	23	18	14	4	4	81	200	CU 48-24	
J 13	2007	*at Texas (23/RV)	L	49-68	17	46	.370	3	15	.200	12	14	.857	9	31	40	11	34	5	8	49	200	UT 31-18		
J 18	2007	*at Texas A&M (17/18)	L	58-74	18	34	.419	5	12	.417	17	22	.773	7	25	32	13	12	23	6	4	58	200	AM 34-25	
J 20	2007	*OKLAHOMA (7/6)	L	67-82	20	55	.364	5	16	.313	22	30	.733	11	23	34	25	9	19	3	8	67	200	OU 36-28	
J 24	2007	*at Oklahoma State	L	58-61	22	55	.400	5	19	.263	9	12	.750	7	24	31	20	9	19	2	6	58	200	CU 38-37	
J 28	2007	*at Missouri	L	48-61	19	56	.339	1	12	.083	9	11	.818	9	34	37	17	5	19	4	9	48	200	MU 23-20	
J 31	2007	*KANSAS STATE	W	66-55	23	45	.511	5	12	.417	15	22	.682	4	28	32	12	11	17	2	7	66	200	KS 39-24	
F 3	2007	*TEXAS TECH	W	70-67	26	66	.394	6	17	.353	12	22	.545	23	20	43	16	11	7	1	3	70	200	TT 34-32	
F 6	2007	*at Kansas	Lot	68-70	26	64	.406	1	11	.091	15	20	.750	15	34	49	19	9	21	10	5	68	225	CU 30-28	
F 10	2007	*NEBRASKA (21/21)	L	44-54	18	51	.353	5	14	.357	3	7	.429	8	24	32	10	6	19	4	7	44	200	NU 30-20	
F 14	2007	*at Kansas State	W	60-58	23	52	.442	4	15	.267	10	13	.769	10	22	32	15	14	4	9	60	200	CU 28-26		
F 17	2007	*at Iowa State	W	58-74	20	55	.364	2	12	.167	13	24	.542	16	18	34	20	12	19	1	12	55	200	ISU 36-23	
F 21	2007	*BAYLOR (14/14)	L	67-75	22	55	.400	2	13	.154	21	29	.724	11	24	35	25	16	18	1	7	67	200	BU 37-31	
F 24	2007	*KANSAS	W	59-50	22	47	.468	1	9	.111	14	27	.519	11	33	44	15	12	21	5	7	59	200	CU 30-18	
F 27	2007	*at Nebraska	L	70-90	25	57	.439	5	10	.500	15	24	.625	16	23	39	25	5	19	2	6	70	200	NU 36-31	
M 6	2007	*vs. Texas Tech	W	71-67	25	54	.463	5	9	.556	16	20	.800	15	26	41	18	16	25	2	6	71	200	T 28-28	
M 7	2007	*vs. Texas A&M (13)	L	45-62	12	46	.261	2	8	.250	19	23	.826	15	25	40	14	4	26	2	8	45	200	AM 26-15	
Colorado					1916	678	1610	.421	126	398	.317	434	628	.691	355	791	1146	541	354	628	106	226	1916	6025	
Opponents					2015	715	1807	.396	174	553	.315	411	555	.741	385	685	1070	615	414	492	89	254	2015	6025	

#-Coors Classic (Boulder, Colo.); \$-Pape Jam (Portland, Ore.); *-Big 12 Conference Game; ^-Big 12 Conference Championship (Oklahoma City, Okla.)

INDIVIDUAL SEASON STATISTICS

#	Player	GP	GS	Min	Avg	FG	FGA	Pct	3FG	3FGA	Pct	FT	FTA	Pct	Off	Def	Tot	Avg	PF	FO	A	TO	Blk	Stl	Pts	Avg
45	McFarland, Jackie	30	30	1091	36.4	181	299	.605	10	19	.526	161	211	.763	116	209	325	10.8	85	3	50	116	35	37	533	17.8
21	Ilic, Jasmina	30	30	929	31.0	123	358	.344	50	168	.298	77	89	.865	20	75	95	3.2	59	1	46	104	7	31	373	12.4
01	Houston, Whitney	29	16	682	23.5	90	239	.389	1	16	.063	42	68	.618	22	43	65	2.2	47	0	64	97	0	25	229	7.9
44	Richards, Kara	23	23	483	21.0	73	121	.599	0	0	.000	20	37	.541	28	79	107	4.7	81	5	31	55	18	18	160	7.0
02	Smith, Bianca	30	13	470	15.7	52	164	.317	32	92	.348	16	24	.667	7	41	48	1.6	55	0	35	43	4	16	152	5.1
03	Powers, Susie	30	28	806	26.9	40	112	.357	24	65	.369	9	19	.474	14	63	77	2.6	53	2	60	58	8	34	113	3.8
23	Rucker, Candace	30	3	446	14.9	38	100	.380	0	2	.000	30	55	.545	17	48	65	2.2	38	0	21	46	4	28	106	3.5
11	Skildum, Hannah	28	2	319	11.4	31	79	.392	3	10	.300	22	32	.688	18	32	50	1.8	45	2	31	36	4	12	87	3.1
33	Putnina, Aija	26	5	368	14.2	18	58	.310	0	5	.000	39	60	.650	29	84	113	4.3	35	1	13	36	19	8	75	2.9
12	Nedovic, Anna	24	0	207	8.6	16	44	.364	5	14	.357	13	21	.619	23	32	55	2.3	24	1	3	17	2	7	50	2.1
40	Caley Dow	21	0	201	9.6	15	33	.455	1	7	.143	5	10	.500	16	30	46	2.2	15	0	9	6	5	5	36	1.7
13	Wallace, Courtney	8	0	12	1.5	1	2	.500	0	0	.000	0	0	.000	1	0	1	0.1	2	0	0	1	0	2	0.3	
10	Lubin, Lauren	5	0	11	2.2	0	1	.000	0	0	.000	0	0	.000	1	1	2	0.4	2	0	1	3	0	3	0.6	
TEAM					30	6025	678	1610	.421	126	398	.317	434	628	.691	355	791	1146	541	354	628	106	226	1916	6025	
Opponents					30	6025	715	1807	.396	174	553	.315	411	555	.741	385	685	1070	615	414	492	89	254	2015	6025	

ROSTER

No.	Player	Pos.	Ht.	Cl.	Exp.	Hometown (HS/Previous College)
1	Whitney Houston	G	5-9	Fr.	HS	Memphis, Tenn. (Hillcrest)
2	Bianca Smith	G	5-9	Fr.	HS	Missouri City, Texas (Bellaire)
3	Susie Powers	G	5-10	Jr.	RS	Centennial, Colo. (Highlands Ranch/Notre Dame)
10	Lauren Lubin	G	5-8	Jr.	2L	Winnetka, Ill. (New Trier)
11	Hannah Skildum	G/F	6-0	So.	3L	North Oaks, Minn. (Mounds View)
12	Anna Nedovic	F	6-4	So.	3L	Ballerup, Denmark (Falkonergerden)
13	Courtney Wallace	F	5-10	So.	3L	Colorado Springs, Colo. (Air Academy/CU-Colo. Springs)
15	RyAnne Ridge	G	5-9	Jr.	TR	Cedar Rapids, Iowa (Xavier/Tulsa)
21	Jasmina Ilic	G/F	6-1	Sr.	3L	Becej, Serbia (Laza Kostic)
23	Candace Rucker	G	5-10	Fr.	HS	Memphis, Tenn. (Northside)
33	Aija Putnina	F				

2008-09



TEAM GAME BY GAME STATISTICS

M. D Year	CU rank	Opp. (rank)	Res	Score	FG	FGA	Pct	3FG	FGA	Pct	FT	FTA	Pct	Off	Def	Tot	PF	A	TO	Blk	Stl	Pts	MIN	Half	
N 16 2008		UCF	W	86-59	31	66	.381	8	21	.381	16	26	.615	11	29	40	21	13	19	6	14	83	200	CU 41-28	
N 19 2008		COLORADO STATE	W	93-63	32	61	.525	7	16	.438	22	24	.917	10	31	41	12	20	12	1	3	96	200	CU42-35	
N 24 2008		at Virginia (16/15)	L	43-77	16	63	.254	3	25	.120	8	19	.421	12	31	43	23	9	21	4	6	43	200	VU 30-20	
N 28 2008		#UMASS	L	62-70	22	61	.361	7	28	.250	11	17	.647	15	26	41	14	9	14	2	7	62	200	UMASS 37-33	
N 29 2008		#DREXEL	L	63-67	23	55	.418	5	21	.238	12	18	.667	9	22	31	23	12	14	3	5	63	200	CU 29-21	
D 2 2008		ARKANSAS-PINE BLUFF	W	79-39	31	60	.517	2	12	.167	9	16	.563	13	38	51	17	20	20	4	6	73	200	CU 41-20	
D 9 2008		at Seton Hall	L	40-77	15	50	.300	5	16	.313	5	10	.500	8	16	24	15	9	23	3	5	40	200	SH43-13	
D 20 2008		UMKC	W	71-49	22	56	.393	7	18	.389	20	27	.741	9	21	30	15	18	16	1	14	71	200	CU 27-26	
D 22 2008		SAINTE LOUIS	W	76-63	23	44	.523	5	12	.417	25	29	.862	8	20	28	16	12	18	1	10	76	200	CU 38-23	
D 30 2008		IDAHO STATE	W	73-57	24	57	.421	5	14	.357	20	31	.645	19	29	48	16	15	14	2	6	73	200	CU 38-23	
J 3 2009		*vs Pepperdine	W	63-55	27	48	.563	4	9	.444	5	7	.714	6	27	33	15	16	20	1	2	63	200	CU 26-17	
J 4 2009		*at Hawaii*	W	67-55	24	52	.462	8	18	.444	11	16	.688	9	23	32	24	19	13	9	8	67	200	CU 36-29	
J 10 2009		BAYLOR (6/5)	L	50-63	19	56	.339	6	19	.316	6	8	.750	13	23	36	15	7	20	2	6	50	200	BU 35-28	
J 14 2009		*at Oklahoma State (22/22)	L	43-79	18	56	.321	5	16	.313	2	9	.222	11	25	36	14	11	19	6	8	43	200	OS 44-17	
J 17 2009		*at Texas (16/17)	L	32-62	13	47	.277	1	12	.083	5	8	.625	6	21	27	10	5	18	4	6	32	200	TU 29-12	
J 21 2009		*OKLAHOMA (3/2)	L	58-72	21	52	.404	10	18	.556	6	15	.400	7	17	24	15	10	14	2	8	58	200	28-28	
J 24 2009		*at Missouri	W	61-56	21	47	.447	8	18	.444	11	16	.688	8	28	36	18	13	23	3	8	61	200	MU 35-30	
J 28 2009		*TEXAS TECH	L	60-66	23	58	.397	5	22	.227	9	12	.750	9	21	30	18	10	13	1	9	60	200	TT 30-27	
J 31 2009		*NEBRASKA	W	75-73	27	49	.551	8	18	.444	13	21	.619	10	29	39	16	9	26	4	7	75	200	TU 42-34	
F 4 2009		*at Texas	L	54-65	22	49	.449	5	13	.385	5	7	.714	10	17	27	15	21	3	9	54	200	KU 32-18		
F 7 2009		*IOWA STATE (21/23)	L	71-82	25	67	.373	10	34	.294	11	13	.846	11	25	36	22	21	9	7	2	71	200	IS 31-22	
F 14 2009		*at Texas A&M (12/8)	L	50-79	17	56	.304	2	11	.182	14	21	.667	13	19	32	20	4	14	3	5	50	200	TAM 38-16	
F 18 2009		*KANSAS	W	69-62	22	49	.449	4	9	.444	21	26	.808	8	22	30	16	10	20	4	12	69	200	CU 31-28	
F 21 2009		*at Kansas State (16/14)	L	60-72	20	58	.345	4	15	.267	16	16	1.000	10	22	32	23	9	10	2	9	60	200	KS 35-27	
F 25 2009		*at Iowa State (25/24)	L	63-76	25	49	.510	8	17	.471	5	7	.714	7	17	24	19	17	16	4	4	63	200	IS 36-31	
F 28 2009		*MISSOURI	L	55-66	21	51	.412	6	19	.316	7	10	.700	11	20	31	13	10	23	1	7	55	200	MU 33-29	
M 3 2009		*at Nebraska	L	64-75	28	56	.500	4	12	.333	4	11	.364	8	20	28	18	13	17	3	12	64	200	NU 27-25	
M 7 2009		*KANSAS STATE (RV/21)	L	61-71	24	56	.429	2	8	.250	11	15	.733	11	21	32	17	6	14	6	7	61	200	37-37	
M 12 2009		*vs Kansas State (RV/21)	L	51-68	19	41	.463	2	7	.286	11	13	.846	7	14	21	12	9	17	6	5	51	200	KS 36-17	
Colorado				1763	650	1549	.420	151	459	.329	312	461	.677	284	672	956	33.0	499	11	337	506	93	213	1763	6875
Opponent				1889	696	1684	.413	138	437	.316	359	541	.664	421	699	1120	38.6	477	4	365	463	77	190	1889	6875

#-Coors Classic (Boulder, Colo.); *-Big 12 Conference Game; S-Big 12 Championship (Kansas City, Mo.); *-Paradise Classic(Honolulu, Hawaii)

INDIVIDUAL SEASON STATISTICS

# Player	GP	GS	Min	Avg	FG	FGA	Pct	3FG	FGA	Pct	FT	FTA	Pct	Off	Def	Tot	Avg	PF	FO	A	TO	Blk	Stl	Pts	Avg
22 Spears, Brittany	29	29	1028	35.4	199	459	.434	44	134	.328	88	122	.721	53	174	227	7.8	51	0	51	109	33	55	530	18.3
44 Richards, Kara	29	29	898	31.0	153	265	.577	0	1	.000	85	139	.612	94	112	206	7.1	98	4	26	55	23	25	391	13.5
02 Smith, Bianca	29	29	848	29.2	82	233	.352	63	165	.382	26	33	.788	5	114	119	4.1	86	1	47	63	4	34	267	9.2
01 Fressle, Alyssa	29	27	897	30.9	86	260	.331	14	58	.241	37	54	.685	26	50	76	2.6	79	2	99	108	11	52	223	7.7
32 Mullaney, Kelly Jo	28	14	688	24.6	56	126	.444	9	20	.450	27	35	.771	12	50	62	2.2	50	0	40	62	2	17	148	5.3
04 Blythe, Britney	27	15	514	19.0	19	67	.284	9	35	.257	10	16	.625	4	22	26	1.0	31	1	35	32	0	11	57	2.1
11 Skildum, Hannah	28	2	363	13.0	14	60	.317	2	14	.143	13	24	.542	19	27	46	1.6	51	3	26	23	7	11	53	1.9
15 Seabrook, Julie	24	0	245	10.2	19	29	.652	0	0	.000	16	22	.727	26	37	63	2.6	28	0	6	18	4	3	44	1.8
34 Dunn, Courtney	25	0	247	9.9	13	43	.302	9	30	.300	5	9	.556	11	30	41	1.6	20	0	6	14	9	5	40	1.6
23 Piteriece, Dina	16	0	37	2.3	1	1	1.000	1	1	1.000	5	7	.714	2	5	7	0.4	2	0	2	0	0	0	8	0.5
21 Dale, Chelsea	11	0	35	3.2	1	6	.167	0	1	.000	0	0	.000	1	2	3	0.3	3	0	1	1	0	0	2	0.2
Team																									
TOTAL	29	29	5800	650	1549	.420	151	459	.329	312	461	.677	284	672	956	33.0	499	11	337	506	93	213	1763	68.8	
OPPONENTS	29	29	5800	696	1684	.413	138	437	.316	359	541	.664	421	699	1120	38.6	477	4	365	463	77	190	1889	65.1	

2009-10

TEAM GAME BY GAME STATISTICS

M. D Year	CU rank	Opp. (rank)	Res	Score	FG	FGA	Pct	3FG	FGA	Pct	FT	FTA	Pct	Off	Def	Tot	PF	A	TO	Blk	Stl	Pts	MIN	Half
N 15 2009		UC IRVINE	W	61-56	24	62	.387	4	20	.200	9	16	.563	21	29	50	18	9	27	8	11	61	200	CU 19-33
N 20 2009		&vs. Illinois-Chicago	W	63-49	18	54	.352	7	19	.368	18	23	.783	17	35	52	15	12	19	5	4	63	200	CU 21-17
N 22 2009		&at Minnesota	L	78-87	28	57	.491	10	27	.370	12	13	.923	6	18	24	25	15	13	5	11	78	200	MU 41-45
N 27 2009		#GEORGIA SOUTHERN	W	62-50	22	56	.393	7	23	.304	11	18	.611	14	31	45	20	9	22	2	8	62	200	CU21-20
N 28 2009		#HARVARD	W	67-65	25	59	.424	9	25	.360	8	10	.800	10	21									



DAY BY DAY RESULTS HISTORY

NOVEMBER (Overall: 105-33; Home: 84-15; Away: 12-16; Neutral: 9-2)

Date	Overall	Home	Away	Neutral	Last
Nov. 6	0-1		0-1		1976 at Nebraska, L 80-81
Nov. 7					
Nov. 8					
Nov. 9	1-0	1-0			2001 vs. Oral Roberts, W 78-49
Nov. 10	1-0	1-0			2006 vs. San Francisco, W 62-56
Nov. 11	2-0	1-0	1-0		2001 at New Mexico, W 78-63
Nov. 12	0-1	0-1			2006 vs. Vanderbilt, L 76-81
Nov. 13					
Nov. 14	2-1	2-0	0-1		2003 vs. Old Dominion, W 84-67
Nov. 15	4-1	3-0	1-1		2009 vs. UC-Irvine, W 61-56
Nov. 16	3-0	2-0	1-0		2008 vs. UCF, W 86-59
Nov. 17	4-0	3-0	1-0		2000 vs. Albany, W 93-43
Nov. 18	5-1	5-0	0-1		2007 at Southern California, L 57-70
Nov. 19	7-1	6-0	0-1	1-0	2008 vs. Colorado State, W 93-63
Nov. 20	5-2	3-1	1-1	1-0	2009 vs. Illinois-Chicago at Minneapolis, Minn., W 63-49
Nov. 21	1-5	0-2	1-3		2006 at Wyoming, L 49-68
Nov. 22	5-1	4-0		1-1	2009 at Minnesota, L 78-87
Nov. 23	5-3	3-1	2-2		2007 vs. Siena, L 74-83
Nov. 24	8-3	8-2	0-1		2008 at Virginia, L 43-77
Nov. 25	7-3	6-3		1-0	2006 vs. Charlotte, W 78-65
Nov. 26	12-0	11-0		1-0	2005 vs. Utah State, W 73-56
Nov. 27	8-1	5-1	2-0	1-0	2009 vs. Georgia Southern, W 62-50
Nov. 28	10-3	9-1	0-1	1-1	2009 vs. Harvard, W 67-65
Nov. 29	11-2	8-1	1-1	2-0	2008 vs. Drexel, L 63-67
Nov. 30	4-4	3-2	1-2		2005 at Colorado State, L 83-86

December (Overall: 150-67; Home: 75-17; Away: 42-33; Neutral: 33-17)

Date	Overall	Home	Away	Neutral	Last
Dec. 1	8-3	1-1	5-2	2-0	2007 at Colorado State, W 82-47
Dec. 2	8-4	6-1	0-1	2-2	2009 vs. Denver, W 84-57
Dec. 3	9-4	3-1	4-2	2-1	2005 at Creighton, L 72-77
Dec. 4	7-5	2-2	4-2	1-1	2004 vs. Creighton, L 68-84
Dec. 5	6-5	3-0	0-4	3-1	2007 vs. Wyoming, W 69-55
Dec. 6	6-4	4-1	1-1	1-2	2009 vs. Seton Hall, W 80-54
Dec. 7	10-3	4-0	2-2	4-1	2006 at Cal State Fullerton, L 77-89
Dec. 8	10-1	6-0	3-1	1-0	2005 vs. Pacific, W 84-57
Dec. 9	4-4	2-1	2-2	0-1	2008 at Seton Hall, L 40-77
Dec. 10	8-2	4-1	4-1		2000 at Iowa, L 66-92
Dec. 11	2-4	1-1	1-3		2009 at Colorado State, L 61-69
Dec. 12	4-0	4-0			2002 vs. Colorado State, W 66-51
Dec. 13	2-2	2-0	0-2		2006 at South Dakota State, L 58-80
Dec. 14	3-1	2-0	1-0	0-1	2007 vs. Texas Southern, W 64-29
Dec. 15	0-1		0-1		1984 at Montana, L 44-61
Dec. 16	2-0	2-0			1981 vs. Colorado Women's College, W 89-67
Dec. 17	0-1	0-1			1994 vs. Tennessee, L 72-78
Dec. 18	2-1	1-0	1-0	0-1	2004 at Pacific, W 45-42
Dec. 19	6-3	5-0	0-1	1-2	2009 vs. Southern Utah, W 88-36
Dec. 20	7-2	2-0	3-2	2-0	2008 vs. Missouri-Kansas City, W 71-49
Dec. 21	9-4	5-0	3-2	1-2	2007 vs. Dartmouth, W 57-43
Dec. 22	6-2	4-1	1-1	1-0	2009 vs. San Jose State, W 86-50
Dec. 23					
Dec. 24					
Dec. 25					
Dec. 26					
Dec. 27	3-0			3-0	1994 vs. Notre Dame at Seattle, Washington, W 91-70
Dec. 28	11-7	8-2	2-4	1-1	2007 vs. Southern Utah, W 81-38
Dec. 29	8-1	3-1		5-0	2004 vs. Northern Colorado, W 77-58
Dec. 30	14-5	7-3	4-1	3-1	2009 vs. Grambling State, W 92-43
Dec. 31	4-0	3-0	1-0		2002 at Syracuse, W 78-75 OT

January (Overall: 163-140; Home: 93-45; Away: 58-88; Neutral: 12-7)

Date	Overall	Home	Away	Neutral	Last
Jan. 1	1-0		1-0		1991 at Arizona, W 75-69 OT
Jan. 2	5-5	2-0	2-5	1-0	2010 vs. Virginia, L 59-74
Jan. 3	7-1	5-1		2-0	2009 vs. Pepperdine, W 63-55
Jan. 4	7-3	3-1	3-2	1-0	2010 vs. Yale, W 78-71
Jan. 5	4-4	2-0	2-3	0-1	2005 at Nebraska, L 62-84
Jan. 6	6-5	3-1	3-4		2002 vs. Texas, L 68-70
Jan. 7	6-7	3-1	3-4	0-2	2006 at Oklahoma, L 61-84
Jan. 8	8-2	5-1	2-1	1-0	2005 vs. Iowa State, L 64-76
Jan. 9	6-6	3-1	2-5	1-0	2010 vs. Missouri, W 64-48
Jan. 10	6-6	3-3	3-3		2009 vs. Baylor, L 50-63
Jan. 11	3-2	3-0	0-2		2003 at Kansas State, L 36-61
Jan. 12	2-3	2-1	0-2		2010 at Texas Tech, L 74-61
Jan. 13	2-6	1-3	1-3		2008 vs. Iowa State, L 77-84 20T
Jan. 14	9-4	2-1	6-3	1-0	2009 at Oklahoma State, L 43-79
Jan. 15	3-6	2-1	0-5	1-0	2005 vs. Texas Tech, L 41-87
Jan. 16	5-7	1-3	3-4	1-0	2010 vs. Iowa State, L 68-62
Jan. 17	5-4	3-0	0-4	2-0	2009 at Texas, L 32-62
Jan. 18	7-7	3-2	4-3	0-2	2007 at Texas A&M, L 58-74
Jan. 19	3-4	2-0	0-3	1-1	2008 at Kansas State, L 60-67

Jan. 20	4-5	3-3	1-1	0-1	2010 at Kansas State, W 62-57
Jan. 21	9-6	8-4	1-2		2009 vs. Oklahoma, L 58-72
Jan. 22	7-5	4-1	3-4		2008 vs. Kansas, W 59-41
Jan. 23	7-1	6-0	1-1		2002 vs. Iowa State, W 86-73
Jan. 24	7-4	3-2	4-2		2010 vs. Oklahoma State, L 63-74
Jan. 25	3-7	1-4	2-3		2005 vs. Kansas, L 60-65
Jan. 26	2-6	0-3	2-3		2008 at Texas Tech, L 44-62
Jan. 27	4-4	2-0	2-4		2010 at Kansas, L 64-75
Jan. 28	6-8	2-3	4-5		2009 vs. Texas Tech, L 60-66
Jan. 29	8-5	6-3	2-2		2005 vs. Kansas State, L 70-81
Jan. 30	3-4	3-1	0-3		2010 vs. Nebraska, L 64-80
Jan. 31	8-3	7-1	1-2		2008 vs. Nebraska, W 75-73

February (Overall: 158-125; Home: 93-50; Away: 65-75; Neutral: 0-1)

Date	Overall	Home	Away	Neutral	Last
Feb. 1	7-2	4-1	3-1		2006 at Kansas, W 77-71
Feb. 2	1-4	0-1	1-3		2008 vs. Oklahoma State, L 71-82
Feb. 3	9-3	4-1	5-2		2007 vs. Texas Tech, W 70-67
Feb. 4	8-5	7-2	1-3		2009 at Kansas, L 54-65
Feb. 5	9-3	6-1	3-2		2005 at Texas A&M, L 62-72
Feb. 6	5-6	4-2	1-4		2010 at Baylor, L 42-76
Feb. 7	6-3	3-3	3-0		2009 vs. Iowa State, L 47-53
Feb. 8	7-2	3-1	4-1		2006 vs. Kansas State, L 62-67
Feb. 9	4-5	4-1	0-4		2008 at Oklahoma, L 66-82
Feb. 10	6-5	5-2	1-3		2010 vs. Texas, L 50-74
Feb. 11	3-5	2-1	1-4		2006 at Texas Tech, L 56-76
Feb. 12	5-5	3-2	2-3		2005 at Kansas, L 54-76
Feb. 13	7-5	5-1	2-4		2010 at Oklahoma, L 55-65
Feb. 14	5-7	1-3	4-4		2009 at Texas A&M, L 50-79
Feb. 15	3-3	2-1	1-2		1997 vs. Kansas, L 60-72
Feb. 16	4-5	3-4	1-1		2010 vs. Kansas, L 72-79
Feb. 17	7-2	4-1	3-1		2007 at Iowa State, L 55-74
Feb. 18	7-5	4-2	3-3		2009 vs. Kansas, W 69-62
Feb. 19	6-5	5-1	1-4		2005 at Kansas State, L 51-73
Feb. 20	3-8	1-2	2-6		2010 at Nebraska, L 73-89
Feb. 21	4-6	2-4	2-2		2009 at Kansas State, L 60-72
Feb. 22	6-3	3-1	3-2		2006 at Baylor, L 40-86
Feb. 23	8-3	5-0	3-3		2010 at Missouri W 80-79 OT
Feb. 24	5-5	3-2	2-3		2007 vs. Kansas, W 59-50
Feb. 25	8-4	4-2	4-2		2009 at Iowa State, L 63-76
Feb. 26	9-2	3-1	6-1		2006 vs. Oklahoma State, W 73-62
Feb. 27	4-5	1-3	3-2		2010 vs. Texas A&M, L 61-95
Feb. 28	0-8	0-3	0-4		2010 vs. Missouri, 55-66
Feb. 29	2-1	2-1			1992 vs. Nebraska, W 83-63

March (Overall: 65-53; Home: 25-7; Away: 5-18, Neutral: 35-28)

Date	Overall	Home	Away	Neutral	Last
Mar. 1	3-4	3-1	0-3		2003 vs. Kansas State, L 67-59
Mar. 2	3-6	1-0	0-5	2-1	2008 at Nebraska, L 55-63
Mar. 3	5-5	0-1	2-2	3-2	2010 vs. Kansas State, L 70-72
Mar. 4	4-2	1-0	0-1	3-1	1998 vs. Texas Tech, L 80-49 at Kansas City, Mo.
Mar. 5	7-0	2-0	1-0	4-0	2008 vs. Missouri, W 63-47
Mar. 6	9-3		0-2	9-1	2010 at Iowa State, L 41-59
Mar. 7	5-7	0-1	0-1	5-5	2009 vs. Kansas State, L 61-71
Mar. 8	2-4			2-4	2005 vs. Iowa State, L 62-64 at Kansas City, Mo.
Mar. 9	1-1			1-1	1992 vs. Kansas W 70-53 at Salina, Kan.
Mar. 10	2-1		1-0	1-1	2004 vs. Oklahoma, L 56-63
Mar. 11	1-3	1-0		0-3	2010 vs. Baylor at Kansas City, Mo. L 65-72
Mar. 12	1-1			1-1	2009 vs. Kansas State, at Oklahoma City, Okla., L 51-68
Mar. 13	1-1	1-0		0-1	2003 vs. Texas at Dallas, Texas, L 47-62
Mar. 14	2-1	2-1			1999 vs. Drake, L 66-82
Mar. 15	2-0	2-0			2002 vs. Southern, W 88-61
Mar. 16	4-0	3-0	1-0		1997 vs. Stephen F. Austin, W 66-57
Mar. 17	3-1	2-1	1-0		2002 vs. Louisiana State, W 69-58
Mar. 18	0-3	0-2	0-1		1992 vs. Southern Illinois, L 80-84
Mar. 19	1-2	1-0	0-1	0-1	2001 at Vanderbilt, L 59-65
Mar. 20	1-0	1-0			2004 at UC Santa Barbara, L 49-76
Mar. 21	0-2			0-1	1983 vs. Wisconsin, L 59-60 at Austin, Texas
Mar. 22	1-1	1-0		0-1	2003 vs. Brigham Young, W 84-45
Mar. 23	2-0			2-0	2002 vs. Stanford at Boise, Idaho, W 62-59
Mar. 24	2-1	2-0	0-1		2008 vs. Gonzaga, W 82-68, WNIT
Mar. 25	1-2			1-2	2002 vs. Oklahoma L 60-94 at Boise, Idaho
Mar. 26					
Mar. 27	1-1	1-0		0-1	2008 vs. Villanova, W 64-58, WNIT
Mar. 28					
Mar. 29	0-1			0-1	2003 vs. Villanova, L 51-53 at Knoxville, Tenn.
Mar. 30	1-0	1-0			2008 vs. TCU, W 96-90 OT, WNIT
Mar. 31					

April (Overall: 0-1; Home: 0-1; Away: 0-0, Neutral: 0-0)

Date	Overall	Home	Away	Neutral	Last
Apr. 1					
Apr. 2	0-1	0-1			2008 vs. Marquette, L 72-86, WNIT

COLORADO BASKETBALL MILESTONES



March 19, 1898—Miss Longon (of East Denver) organizes a team and is elected captain. The first girls' basketball game is played at the University and Denver East High School defeats the University, 21-9.

1899—Miss Pinger is elected captain and Colorado defeats Colorado Agricultural College, twice.

1900—Miss Elwell is elected captain and the University has an undefeated season (number of games unknown).

February 3, 1900—The University defeats Colorado Agricultural College, 30-2. Admission to the game is 25 cents and there is a dance given afterwards paid for by the money raised for admission.



1902 Team

March 14, 1902—University defeats Agricultural College, 47-8.

January 17, 1975—A 57-54 win over Weber State, in the season-opener in Boulder, gives the program its first win. It also marks Colorado's first varsity game and first as a member of the Intermountain Conference.

March 20, 1978—Maureen "Rene" Portland is named Colorado's third head women's basketball coach.

May 11, 1979—Corky O'Rourke (Most Valuable Player Award), Sue Horner (Senior and Leadership Award), Lizz Brugger (Coach's Award) and Kim Scheidt (Most Improved Player Award) are honored at the first University of Colorado women's sports banquet.

May 25, 1979—The Big Eight Conference voted to sponsor championship events for women in 10 sports on a one-year trial basis.

July 11, 1979—Rene Portland named coordinator of women's athletics at CU.

November 16, 1979—The Buffs play their first game in the Coors Events/Conference Center, and christen the arena with a 112-48 win over in-state rival Colorado State.

December 16, 1980—After a 7-0 start on the season, Colorado is ranked in the Associated Press for the first time in the program's history. The Buffs are ranked 20th and celebrate with a 134-33 win over Fort Carson.

June 14, 1980—Sox Walseth, after a 20-year career with the CU men's team, is named Colorado's fourth women's basketball coach.

January 15, 1983—Colorado's first game as a member of the Big Eight Conference. The Buffs lose at Kansas State, 59-75.

March 11, 1983—With four rebounds in the first half against Kansas State, Lisa Van Goor becomes the first Colorado basketball player, male or female, to grab 1,000 rebounds. She reached the milestone in only her third season.

March 15, 1983—After three seasons with the Lady Buffs and 20 seasons with the CU men's team, head coach Sox Walseth announces his retirement. Walseth compiled a career record of 338-266 from 1957-83.

April 12, 1983—Ceal Barry was named Colorado's fifth head coach in program history.

February 23, 1985—Fifth-year senior Lisa Van Goor scores 19 points against Kansas State to become the first basketball player in Colorado history, male or female, to eclipse

the 2,000-point career mark, passing Cliff Meely's 1,940 points. She also became the first CU player to score 2,000 points and grab 1,000 boards.

February 25, 1989—Colorado beats Kansas, 70-51, in Lawrence, to become the first Big Eight Conference team to register an undefeated (14-0) conference record.

March 28, 1989—A crowd of 11,199 fans pack the Coors Events/Conference Center to watch No. 9 Colorado play then-No. 16 UNLV in the second round of the NCAA Tournament. It is the largest crowd to watch a women's basketball game in Boulder.

November 24, 1992—Colorado is ranked in the preseason AP poll for the first time in the program's history. The Buffs enter the 1992-93 season as the nation's 25th-ranked team.

March 20, 1993—An 81-74 win over UC-Santa Barbara in the second round of the NCAA Tournament catapults the Buffs into the Sweet 16 for the first time in the program's history. Colorado would go on to beat defending national champion Stanford, 80-67, in the regional semifinal before falling to eventual national champion Texas Tech, 79-54, in the regional final.

April 16, 1993—After 19 seasons as the Lady Buffs, head coach Ceal Barry announces that the team will be referred to as the Buffaloes, dropping the moniker, Lady.

February 25, 1994—The Big 12 Conference is formed when Baylor, Texas A&M, Texas and Texas Tech merge with existing Big Eight Conference schools Colorado, Iowa State, Kansas, Kansas State, Missouri, Nebraska, Oklahoma and Oklahoma State, to create one



Rene Portland's 1979-80 team was Colorado's first to be nationally ranked.



COLORADO BASKETBALL MILESTONES



Colorado's 1977-78 team was its winningest to date, with an 18-14 mark.


of the most formidable women's basketball conferences in the country.

February 26, 1995—Colorado escapes a last second shot and beats Kansas State, 74-71, in Manhattan, to become only the second team in Big Eight history to have an undefeated (14-0) league season.

March 13, 1995—Colorado is voted the second-ranked team in the country in the final Associated Press poll of the 1994-95 season. It is the highest ranking in the program's and Big Eight Conference's history.

March 23, 1995—In defeating George Washington, 77-61, Colorado won its 30th game of the season, a program record and its 25th-straight game, the longest winning streak in Colorado history in any sport.

March 31, 1995—Shelley Sheetz was named Colorado's first Kodak All-American. The announcement came from Minneapolis, Minn., sight of the 1995 Final Four.



Sox Walseth's 1982 team not only set or tied 30 school records, but was also Colorado's most dominant in NCAA season stats.

November 14, 1995—Head coach Ceal Barry was named an assistant coach for the 1996 United States Women's Olympic Basketball Team. The appointment is her eighth and most prestigious USA Basketball assignment.

March 4, 1996—In defeating Kansas 75-47 in the title game of the Big Eight Tournament, Colorado wins the last Big Eight Conference women's basketball game in the league's 21-year existence (or 21 seasons of sponsoring women's basketball.)

November 18, 1996—Ceal Barry announces the signing of the 1997 recruiting class. The class is tabbed the nation's third-ranking recruiting class behind Tennessee and Georgia.

November 23, 1996—The program wins its 400th game, a 78-73 decision in the season opener at Brigham Young.

March 8, 1997—Colorado defeats Kansas State, 54-44, to win the inaugural Big 12 Conference Tournament title in Kansas City, Missouri's Municipal Auditorium.

November 17, 1997—Eisha Bohman, Britt Hartshorn, Mandy Nightingale, Linda Lappe and Jenny Roulier sign National Letters of Intent to attend Colorado. The class of 2002 is Barry's second-straight top-10 recruiting class.

February 25, 1998—With a 78-65 win over Missouri, Ceal Barry earns her 300th win at Colorado.

March 14, 1999—Shelley Garcia's collegiate career comes to a close as a member of the second winningest class in CU history (110-48). Ceal Barry coaches 400th game at Colorado.

November 26, 1999—Colorado defeats Wright State 76-49, earning head coach Ceal Barry her 400th career victory.

January 18, 2000—Ceal Barry coaches her 500th game at Colorado, becoming just the fourth person in CU history to coach that many games, meets or matches.

January 22, 2001—Buffs earn first national ranking since the 1997-98 season, checking in at No. 25 in the Associated Press Poll.

March 11, 2001—Colorado earns its ninth bid to the NCAA Tournament, first since 1997. They will face Siena in a first round game at Vanderbilt University.

November 9, 2001—Britt Hartshorn becomes the 16th 1,000 point scorer for Colorado and the first for CU since 1997 with four points against Oral Roberts. She would be joined later in that month by classmates Jenny Roulier (Nov. 11) and Mandy Nightingale (Nov. 23), making the trio the first in CU history to reach the 1,000 point mark not only in the same month, but also in the same season.


February 3, 2002—On the strength of a 40-foot three pointer by Mandy Nightingale, Colorado defeats No. 12 Texas Tech in Lubbock in overtime, giving CU its first-ever road win with over 10,000 fans in attendance.

March 23, 2002—Randie Wirt hits two free throws with eight seconds left to clinch a Colorado upset over No. 2 seed and No. 5 ranked Stanford in the West Regional Semifinal, sending the third-seeded Buffaloes to their first Elite Eight since 1995.



CU celebrates another NCAA Tournament win.

COLORADO BASKETBALL MILESTONES



1992-93 Big Eight Champions

January 26, 2003—Tera Bjorklund becomes the 19th player in CU history to score 1,000 points, and just the sixth junior to do so, seventh non-senior.

November 28, 2003—Ceal Barry won her 400th game as CU's head coach as the Buffaloes defeated Idaho State 95-65 in the first round of the 17th annual Coors Classic.

January 28, 2004—Russell "Sox" Walseth, the legendary University of Colorado basketball coach who was likely the first and one of only a few to have coached both the men's and women's basketball teams at the same NCAA school, passed away after a two-year battle with cancer at the age of 77.

February 24, 2004—A 75-56 home win over Kansas gave Ceal Barry career win No. 500.

Feb. 24, 2005—Head coach Ceal Barry announced she would retire at the end of the season after 22 years on the CU bench. Her 427 wins are the most by any coach in CU history as she led the Buffs to 12 NCAA appearances and 13 20-win seasons.

Apr. 27, 2005—Athletic Director Mike Bohn announced the hiring of Kathy McConnell-Miller to become the sixth head coach in the 31-year history of CU women's basketball.

November 18, 2006—Colorado defeated Cal State-Fullerton 100-71 in Kathy McConnell-Miller's coaching debut with the Buffaloes. Jasmina Ilic and Jackie McFarland each had 34 points marking the first time two CU players had scored 30 or more points in a single game. Senior Whitney Law dished out a school-record 15 assists as McConnell-Miller's team recorded the most points in a coaching debut of active Big 12 coaches.

February 26, 2006—Kathy McConnell-Miller picked up career win No. 100 as the Buffs defeated Oklahoma State 73-62 at the Coors Events Conference Center. Ironically it was against OSU which McConnell-Miller picked her first career head coaching win seven years earlier while at Tulsa.

November 25, 2007—Colorado claimed a 78-65 win over Charlotte in the Coors Classic for Buffaloes' 300th win at the Coors Events/Conference Center.

November 29, 2007—Colorado defeated in-state rival Colorado State for the 600th win in program history.

March 2, 2007—Junior Jackie McFarland was named to the All Big 12 Conference first team, by a vote of league coaches. She is just the second CU player so honored in the Big 12 era, joining Tera Bjorklund.

March 6, 2007—Junior Jackie McFarland scored a Big 12 Championship first round game record 32 points to lead Colorado to a 71-67 win over Texas Tech, its first Big 12 Tournament win in four seasons. McFarland's 32 points also tied the best output by a CU player in Big 12 Championship action, matching Tera Bjorklund's 32 against Oklahoma in the 2003 quarterfinals.

December 9, 2007—Colorado won 62-51 at No. 20(AP)/17(WBCA) Vanderbilt for CU's first win over the perennial SEC power. Combined with a win over No. 22/21 in their previous outing, the Buffaloes had wins over ranked teams in back-to-back games for the first time since the 2002 NCAA Tournament and also their first win as an unranked team on an ranked opponents home floor in more than a decade.

December 24, 2007—On the heels of seven straight wins, including two over ranked opponents, Colorado cracked the Associated Press Top 25 poll for the first time in four seasons, debuting at No. 25. With the ranking, CU head coach Kathy McConnell-Miller became the 22nd person in NCAA Division I women's history to play for and coach an AP ranked team.

January 9, 2008—Colorado opened the Big 12 season with a 70-58 win at Missouri, giving the Buffaloes their 11th straight win; a streak that ranks seventh in team history. Freshman Brittany Spears scored 24 points against the Tigers, the second most in team history by a freshman in her first league game.

February 6, 2008—Colorado fell 80-71 at home against Nebraska in the 1,000th game in team history.

March 24, 2008—Colorado played in its first postseason game in four years, and for just the second time in the postseason WNIT, defeating Gonzaga, 82-68, at the Coors Events Center.

April 2, 2008—Colorado played its first-ever game in the month of April, falling to eventual champion Marquette, 86-72, in the semifinals of the Postseason WNIT in Boulder. The appearance in the semifinals was the deepest postseason tournament run in team history.

March 12, 2009—Brittany Spears scored 23 points in the final game of the season, against Kansas State in the Big 12 Championship, to become the second sophomore in team history to reach 1,000 career points.

March 25, 2010—CU Athletics held a ground breaking ceremony for a basketball/volleyball practice facility adjacent to the north side of the Coors Events Center. The project is the first dramatic change to the Coors Events Center since it opened in 1979 and will add 35,000 square feet of space including two dedicated basketball/volleyball courts and locker rooms for the women's team. The target date for completion is 2011.

April 12, 2010—CU alum and former Buffaloes standout Linda Lappe is named the seventh head coach in the program's 36-year history.



WHERE ARE THEY NOW?

Nicky Anderson-Thurmond '91 – Married, for 15 years, with two children, and living in Charleston, Mo. A stay-at-home, always on the go mom whose family enjoys traveling, boating, skiing, cooking and gardening.

Ellen Bain '91 – A Strategic Account Executive for NIKE in New York City and also a Yoga instructor (trainwithyoga.com)

Tera Bjorklund '04 – Is working at Level 3 Communications in Broomfield as a project analyst, is an assistant varsity basketball coach at Centaurus High School in Louisville and is active on the C Club Board of Directors.

Maria Billingsley '04 – Is the Recreation Coordinator II for the City of Maricopa, Ariz., where she and her husband Brent Eriksson have two daughters; Cecilia (4) and Sophia (1).

Eisha Bohman '02 – Head girls varsity basketball coach Santa Fe Christian in Solana Beach, Calif. Also the Girl's Director and basketball coach for Solana Beach Cats Basketball Club while a full-time student at University of San Diego earning a teaching credential, enabling her to teach 6-12th grade History & Physical Education.



Kamie Carmann Snyder

Kamie Carmann Snyder '01 – Covering all Colorado sports teams as the weekend sport anchor at KMGH Channel 7 in Denver. She and her husband, CU Associate SID Curtis Snyder, welcomed twins Sam and Lucy on June 7, 2010.

Virginie Delepine '02 – Played professionally in France from 2002-09 and is an English teacher in France.

Kate Fagan '04 – Is a sports reporter for the Philadelphia Inquirer and covers the Philadelphia 76ers of the NBA.

Alexis Felts '98 – Lives in San Francisco and works at the San Francisco VB Medical Center as a program analyst for the Chief of Staff Office. She also teaches spinning, boot camp and cardiokick-boxing classes.

Crystal Ford Adams '89 – Works for Qwest in Denver and is the mother of two.

Tami Garnett '06 – Working as a consultant for Hitachi Consulting in Denver.

Britt Hartshorn Gomer '02 – Lives in Canon City, Colo., and works as a PRN as a speech pathologist and is also a stay-at-home mom with daughter Brylin (2) and baby boy expected in early October 2010.

Mindy Henry '93 – Lives in Sterling, mother of three children (Kaylee 11, Tyler 5, Logan 2). Works as a behavioral interventionist at Sterling Middle School and is the head girls basketball coach at Fleming High School.

Julie Hoehing '84 – Is the president and owner of the Tiger Herb Company, lives in Louisville, Colo.

Gail Hook '82 – Head girls basketball coach at Monarch High School in Louisville, Colo. Spent the summer of 2003 as an assistant coach for the Charlotte Sting of the WNBA.

Michell Irving '81 – Retired from the University of Colorado as a lieutenant in the CU Police Department in December 2007.

Dr. Debbie Jacobson '92 – Is the director of sports medicine at St. Joseph Family Practice and sees patients at Aspen Family Care in Highlands Ranch, Colo. She is also the team physician for the Colorado Mammoth, the men's professional indoor lacrosse team in Denver.

Veronica Johns-Richardson '05 – Is a Middle School Math Teacher and Athletic Director at Boulder Country Day School serving as the head coach of volleyball, girls basketball and girls soccer.

Debbie Johnson Deem '91 – Is currently teaching fifth grade at Aspen Creek K-8 School in Broomfield, Colo. She stays busy with her family-she has two beautiful girls and yes they like basketball!

Sherrice King '93 – Has been at Texas A&M since 2001 where she is currently the associate director for general academic programs and is pursuing a graduate degree.

Linda Lappe '03 – In her first year as the head women's basketball coach at Colorado after spending the previous three seasons as head women's coach at Metro State in Denver

Whitney Law '06 – After four years as an assistant coach at the University of Missouri-Kansas City, where she earned her master's degree, she is attending Nova Southeastern University in Jacksonville, Fla., to become a physician's assistant.

Sarah Lini '05 – Finished her two master degrees in Paris and Denmark and is now working for L'Oréal as a product manager. She is the official winner of "Most high heeled shoes" owned by a CU alumni.

Jackie (McFarland) Ring '08 – Employed at Ernst & Young as a member of the tax staff.

Mandy Nightingale '02 – A high school counselor and head varsity girls basketball coach at Coweta High School in Oklahoma after three years as a counselor at Jenks and assistant coach at Bishop Kelley. She continues to water ski and is a two time World Trick Champion.

Susie Powers '08 – A Spanish teacher, assistant varsity and head junior varsity girls basketball coach at Holy Family in Broomfield. Played professionally in Puerto Rico in 2008.

Jenny Roulter Huth '02 – She is currently an Area Manager with her home-based business, Arbonne International and she coaches the junior varsity basketball team at Stoney Creek High School in Rochester, Mich. Married Tracy Huth on July 19, 2010, who is currently the Director of Athletics at Oakland University in Rochester, Michigan.

Erin Scholz '97 – In her first year as head women's basketball coach at Fresno Pacific University. She spent the previous four seasons as an assistant coach at Utah State working for former teammate and Aggies' head coach Raegan Pebley.

Sabrina Scott '03 – Playing professionally in Lulea, Sweden, returning to a team she played for in 2008-09 after playing one year in Germany. Her professional experience also includes two seasons for Pool Comense in Como, Italy, one year in Portugal for ESSA Barreiro, one year in Poland for AZS Jelenia Gora, and one year in Bosnia for Zeljeznicar Sarajevo.

Raegan Scott-Pebbley '97 – In her eighth season as head women's basketball coach at Utah State University. She has been head coach since the program began in 2003-04.

Shelly Sheetz '95 – In her third season as an assistant coach at the University of Denver.

Jen Terry Powers '97 – Is married and has a new daughter, Marley Sierra (born June 2010). Currently, on hiatus from immunology research to stay at home with Marley, but will still coach varsity girls' basketball at Colorado Academy in Littleton.

DeCelle Thomas '96 – Living in Texas and is a buyer for JCPenney.

Tracy Tripp '90 – In her third year as Director of Basketball Operations at CU after 13 years as an assistant coach at Denver.

Jen Tubergen Warden '92 – The former CU assistant and head coach of Colorado State and Boise State is currently the Dean of Student Life at the Casady School in Oklahoma City. She works with the basketball team and her husband, Larry, is the boys and girls golf coach. They reside in Edmond and have two sons Brice (9) and Brock (7).

Lisa Van Goor '85 – An active member of the Alumni C Club, she is living in Boulder County.

Randie Wirt '04 – Teaching elementary physical education at Boulder Country Day School. Was an assistant coach at Colorado State for three years.



Raegan Scott-Pebbley

HISTORY VS. RANKED TEAMS



AP	Opponent	Site	Date	Result	Score	OT	Other	CUR
1	at Tennessee	Knoxville, Tenn.	Dec. 20, 1993	L	82-86	OT		7/7
1	Tennessee	Boulder	Dec. 17, 1994	L	72-78			8/8
1	Louisiana Tech	Boulder	Nov. 2, 1995	L	61-65			11/11
1	Texas	Boulder	Feb. 14, 2004	L	45-51			12/12
2	Louisiana Tech	Boulder	Jan. 3, 1989	W	61-60			
2	vs. Oklahoma	Boise, Idaho	March 25, 2002	L	60-94		NCAA	12/12
2	LSU	Boulder	Nov. 20, 2004	L	44-75			
3	Stanford	Boulder	Dec. 28, 1996	L	48-64			
3	at Louisiana Tech	Ruston, La.	Jan. 6, 1988	L	52-66			
3	at Vanderbilt	Nashville	Nov. 15, 2001	L	51-72		WNIT	12/12
3	at Oklahoma	Norman, Okla.	Jan. 2, 2002	L	67-78			18/14
3	Oklahoma	Boulder	Jan. 21, 2009	L	58-72			
3	at Nebraska	Lincoln, Neb.	Feb. 20, 2010	L	73-89			
4	Iowa	Miami, Fla.	Jan. 3, 1993	W	72-70			10/10
4	at Louisiana Tech	Ruston, La.	Dec. 3, 1994	L	62-77			10/10
4	at Kansas State	Manhattan, Kan.	Jan. 11, 2003	L	36-61			24/23
5	at Kansas	Lawrence, Kan.	Jan. 15, 1981	L	69-88			
5	at Stanford	Palo Alto, Calif	Dec. 9, 1988	L	75-106			
5	at Texas	Austin, Texas	Dec. 28, 1989	L	67-90			
5	vs. Texas Tech	Iowa City	March 27, 1993	L	54-79		NCAA	9/9
5	at Texas Tech	Lubbock, Texas	Jan. 17, 1998	L	40-80			
5	vs. Texas Tech	Kansas City, Mo.	March 4, 1998	L	49-81		Big 12	
5	vs. Stanford	Boise, Idaho	March 23, 2002	W	62-59		NCAA	12/12
5	Kansas State	Boulder	March 1, 2003	L	59-67			
5	vs. Texas	Dallas, Texas	March 13, 2003	L	47-62		Big 12	
6	Vanderbilt	Boulder	Nov. 30, 1991	L	69-79			
6	vs. Stanford	Missoula, Mont.	March 25, 1993	W	80-67		NCAA	9/9
6	Kansas	Boulder	Feb. 4, 1994	W	75-67			7/8
6	Iowa State	Boulder	Feb. 14, 2001	W	73-66			19/21
6	Baylor	Boulder	Feb. 26, 2005	L	65-84			
6	Baylor	Boulder	Jan. 10, 2009	L	50-63			
6	Nebraska	Boulder	Jan. 30, 2010	L	64-80			
7	Kansas State	Boulder	Jan. 25, 1984	L	55-77			
7	at Long Beach State	Long Beach, Calif.	March 19, 1988	L	64-103		NCAA	
7	Stanford	Boulder	Dec. 6, 1990	W	71-66			
7	vs. Purdue	Kailua, Hawai'i	Dec. 3, 1995	W	79-64			8/8
7	Texas Tech	Boulder	Jan. 11, 1997	W	63-49			
7	vs. Texas Tech	Kansas City, Mo.	March 8, 2000	L	60-76		Big 12	
7	at Iowa State	Ames, Iowa	Jan. 27, 2001	L	61-95			25/RV
7	vs. Oklahoma	Kansas City, Mo.	March 8, 2001	L	93-102		Big 12	20/21
7	Texas Tech	Boulder	Jan. 26, 2003	L	58-80			
7	Oklahoma	Boulder	Jan. 20, 2007	L	67-82			

AP	Opponent	Site	Date	Result	Score	OT	Other	CUR
8	at Iowa State	Ames, Iowa	Feb. 5, 2000	L	64-82			
8	Texas Tech	Lubbock, Texas	Feb. 28, 2004	L	51-60			14/13
8	Baylor	Waco, Texas	Feb. 27, 2008	L	62-76			
9	Kansas State	Boulder	Feb. 19, 1983	W	84-67			
9	at Kansas State	Manhattan, Kan.	Feb. 16, 1984	L	67-94			
9	at Arkansas	Fayetteville, Ark.	Nov. 21, 1995	W	73-71			11/11
9	at Baylor	Waco, Texas	Feb. 20, 2002	L	69-80			11/13
10	Missouri	Boulder	March 6, 1984	L	63-94			
10	vs. Tennessee	Iowa City	March 22, 1997	L	67-75		NCAA	18/21
10	Iowa State	Boulder	Jan. 8, 2000	L	68-83			
10	at Vanderbilt	Nashville	March 19, 2001	L	59-65		NCAA	20/21
10	at Texas	Austin, Texas	Feb. 19, 2003	L	55-75			
10	Kansas State	Manhattan, Kan.	Feb. 8, 2004	L	59-79			11/10
10	at Baylor	Waco, Texas	Feb. 22, 2006	L	40-86			
10	Oklahoma	Norman, Okla.	Feb. 9, 2008	L	66-82			
11	Oklahoma	Boulder	Jan. 15, 1986	W	91-84			
11	vs. Western Kentucky	Seattle, Wash.	Dec. 17, 1991	W	71-68	OT		
11	at Stanford	Palo Alto, Calif	March 24, 1994	L	62-78			2/3
11	at Texas	Austin, Texas	Feb. 26, 1997	W	60-56			
11	Texas Tech	Boulder	Feb. 24, 1999	L	71-83			
11	vs. Iowa State	Kansas City, Mo.	March 6, 2002	L	56-58		Big 12	10/11
11	vs. Villanova	Knoxville, Tenn.	March 29, 2003	L	51-53		NCAA	
11	Kansas State	Boulder	Jan. 10, 2004	L	69-76			14/14
12	vs. Texas	Wichita, Kan.	Jan. 7, 1982	L	52-75			13
12	at Kansas	Lawrence, Kan.	Jan. 9, 1994	L	57-59			4/4
12	Georgia	Iowa City	March 25, 1995	L	79-82		NCAA	2/2
12	vs. Penn State	Kailua, Hawai'i	Dec. 2, 1995	L	57-76			8/8
12	vs. Texas	Kansas City, Mo.	March 6, 1997	W	64-50		Big 12	
12	at Iowa State	Ames, Iowa	Feb. 9, 2002	L	75-85			13/13
12	Kansas State	Boulder	Feb. 23, 2002	W	79-58			11/13
12	North Carolina	Boulder	March 24, 2003	W	86-67		NCAA	
12	at Texas A&M	College Station, Texas	Feb. 14, 2009	L	50-79			
12	Oklahoma State	Boulder	Jan. 24, 2010	L	63-74			
12	at Oklahoma	Norman, Okla.	Feb. 13, 2010	L	55-65			
12	Texas A&M	Boulder	Feb. 27, 2010	L	61-95			
13	vs. Kansas State	Columbia, Mo.	Jan. 19, 1980	L	69-81		Big 8	
13	vs. Oregon	Berkeley, Calif	Dec. 5, 1981	W	69-68			
13	at Kansas State	Manhattan, Kan.	Jan. 15, 1983	L	59-75			
13	vs. Kansas	Salina, Kan.	March 9, 1992	W	70-53			9
13	at Washington	Seattle, Wash.	Dec. 28, 1994	W	66-51			9/8
13	at Illinois	Champaign, Ill.	Jan. 4, 1998	L	44-88			
13	at Texas Tech	Lubbock, Texas	Feb. 3, 2002	W	74-69	OT		17/17
13	Minnesota	Minneapolis, Minn.	Nov. 23, 2003	L	61-95			16/16
13	Texas Tech	Boulder	Jan. 15, 2005	L	41-87			
13	Texas Tech	Austin, Texas	Feb. 23, 2005	L	40-83			
13	Texas A&M	Oklahoma City, Okla.	Mar. 7, 2007	L	45-62		Big 12	
13	at Iowa State	Ames, Iowa	Mar. 6, 2010	L	41-59			
14	at Oregon	Eugene, Ore.	March 18, 1981	L	67-74			
14	vs. Kansas State	Norman, Okla.	March 11, 1983	L	63-97		Big 8	
14	vs. LSU	Columbus, Ohio	Dec. 2, 1989	L	30-63			
14	Washington	Boulder	Nov. 24, 1990	L	60-87			
14	Iowa State	Boulder	Jan. 13, 1999	L	84-90			
14	at Kansas State	Manhattan, Kan.	Jan. 9, 2002	L	72-75			21/19
14	Iowa State	Boulder	Jan. 23, 2002	W	86-73			20/19
14	Baylor	Boulder	Feb. 21, 2007	L	67-75			
14	Texas	Boulder	Feb. 10, 2010	L	50-74			
15	vs. Ohio State	Austin, Texas	Dec. 5, 1986	L	64-87			
15	Washington	Boulder	Dec. 28, 1991	L	53-58			
15	Kansas	Boulder	Feb. 10, 1995	W	84-73			3/3
15	at Kansas	Lawrence, Kan.	Jan. 25, 1997	L	58-61			
15	Kansas	Boulder	Feb. 15, 1997	L	60-72			
15	at Texas Tech	Lubbock, Texas	Jan. 12, 2000	L	50-75			
15	Texas Tech	Boulder	Feb. 21, 2001	L	61-68			16/20
15	at Colorado State	Ft. Collins, Colo.	Nov. 28, 2001	L	69-81			11/10
15	Notre Dame	Boulder	Nov. 15, 2003	W	67-63	OT		20/20
15	Kansas State	Boulder	Feb. 23, 2008	W	73-68			
15	at Baylor	Waco, Texas	Feb. 6, 2010	L	42-76			



Gretchen DeWitte, Sherrice King, Crystal Ford and Rosland Starks were part of the 1988-89 team that defeated No. 2 Louisiana Tech, 61-60, on Jan. 3, 1989.

HISTORY VS. RANKED TEAMS BY SEASON

AP Team	Res	Score	CUR	AP Team	Res	Score	CUR	AP Team	Res	Score	CUR
1978-79 (0-1)				1992-93 (4-1)				1996-97 (6-4)			
19 ^vs. Kansas	L	64-89		4 Iowa	W	72-70	10/10	3 Stanford	L	48-64	
1979-80 (0-1)				21 Oklahoma State	W	78-61	7/7	25 Nebraska	W	65-58	
13 ^vs. Kansas State	L	69-81		22 Nebraska	W	71-63	4/4	7 Texas Tech	W	63-49	
1980-81 (0-2)				6 *vs. Stanford	W	80-67	9/9	15 at Kansas	L	58-61	
5 at Kansas	L	69-88		5 *vs. Texas Tech	L	54-79	9/9	21 North Carolina State	W	67-62	
14 at Oregon	L	67-74		1993-94 (2-3)				15 Kansas	L	60-72	
1981-82 (1-1)				16 at Stephen F. Austin	W	81-62	11/12	11 at Texas	W	60-56	
13 vs. Oregon	W	69-68		1 at Tennessee	L	82-86	7/7	12 ^vs. Texas	W	64-50	
12 vs. Texas	L	52-75	13	12 at Kansas	L	57-59	4/4	19 *Stephen F. Austin	W	66-57	18/21
1982-83 (1-2)				6 Kansas	W	75-67	7/8	10 *vs. Tennessee	L	67-75	18/21
13 at Kansas State	L	59-75		11 *at Stanford	L	62-78	2/3	1997-98 (1-6)			
9 Kansas State	W	84-67		1994-95 (6-3)				22 vs. Tulane	L	62-63	16/17
14 ^vs. Kansas State	L	63-97		4 at Louisiana Tech	L	62-77	10/10	17 at Stanford	L	73-87	18/20
1983-84 (1-4)				1 Tennessee	L	72-78	8/8	13 at Illinois	L	44-88	
16 Arizona State	W	95-73		13 at Washington	W	66-51	9/8	5 at Texas Tech	L	40-80	
7 Kansas State	L	55-77		25 at Oklahoma	W	69-64	4/4	16 Nebraska	W	84-78	
9 at Kansas State	L	67-94		15 Kansas	W	84-73	3/3	23 at Iowa State	L	43-58	
16 at Missouri	L	63-105		24 at Kansas	W	90-81	3/3	5 ^vs. Texas Tech	L	49-81	
10 Missouri	L	63-94		23 ^vs. Kansas	W	61-45	3/3	1998-99 (1-3)			
1984-85 (0-1)				18 *George Washington	W	77-61	2/2	23 Nebraska	W	70-53	
19 Oklahoma	L	65-73		12 *Georgia	L	79-82	2/2	22 at Kansas	L	57-65	
1985-86 (1-1)				1995-96 (3-5)				16 at Iowa State	L	70-86	
11 Oklahoma	W	91-84		1 Louisiana Tech	L	61-65	11/11	11 Texas Tech	L	71-83	
17 at Oklahoma	L	69-82		9 at Arkansas	W	73-71	11/11	1999-2000 (1-7)			
1986-87 (0-1)				12 vs. Penn State	L	57-76	8/8	16 at Oregon	L	58-90	
15 vs. Ohio State	L	64-87		7 vs. Purdue	W	79-64	8/8	17 Illinois	W	78-70	
1987-88 (0-2)				19 vs. Old Dominion	L	65-77	10/6	10 Iowa State	L	68-83	
3 at Louisiana Tech	L	52-66		24 at Oklahoma State	L	46-50		15 at Texas Tech	L	50-75	
7 *at Long Beach State	L	64-103		21 ^vs. Kansas	W	75-47	19/17	21 at Kansas	L	56-78	
1988-89 (1-2)				19 *Auburn	L	61-68	17/17	25 at Oklahoma	L	73-76	
2 Louisiana Tech	W	61-60		2000-01 (3-6)				8 at Iowa State	L	64-82	
14 Iowa State	L	84-90		16 Florida	W	98-62		7 ^vs. Texas Tech	L	60-76	
16 *UNLV	L	74-84	9/11	19 Oklahoma	L	69-89		2001-02 (6-10)			
1989-90 (0-3)				7 at Iowa State	L	61-95	25/RV	3 at Vanderbilt	L	51-72	12/12
14 vs. LSU	L	30-63		21 at Texas	L	62-65	23	15 at Colorado State	L	69-81	11/10
5 at Stanford	L	75-106		20 Baylor	W	85-66	23/RV	20 at Florida	L	50-61	14/12
5 at Texas	L	67-90		6 Iowa State	W	73-66	19/21	21 vs. LSU	W	86-65	18/15
1990-91 (2-2)				15 Texas Tech	L	61-68	16/20	3 at Oklahoma	L	67-78	18/14
14 Washington	L	60-87		7 ^vs. Oklahoma	L	93-102	20/21	21 Texas	L	68-70	16/14
7 Stanford	W	71-66		10 *at Vanderbilt	L	59-65	20/21	14 at Kansas State	L	72-75	21/19
20 Texas	L	93-64		2001-02 (6-10)				14 Iowa State	W	86-73	20/19
25 Oklahoma State	W	65-63		3 at Vanderbilt	L	51-72	12/12	13 at Texas Tech	W	74-69	17/17
1991-92 (3-3)				15 at Colorado State	L	69-81	11/10	12 at Iowa State	L	75-85	13/13
6 Vanderbilt	L	69-79		20 at Florida	L	50-61	14/12	9 at Baylor	L	69-80	11/13
11 vs. Western Kentucky	W	71-68		21 vs. LSU	W	86-65	18/15	12 Kansas State	W	79-58	11/13
15 Washington	L	53-58		3 at Oklahoma	L	67-78	18/14	11 ^vs. Iowa State	L	56-58	10/11
24 at Kansas	L	48-66		21 Texas	L	68-70	16/14	22 *LSU	W	69-58	12/12
16 Kansas	W	65-54		14 at Kansas State	L	72-75	21/19	5 *vs. Stanford	W	62-59	12/12
13 ^vs. Kansas	W	70-53	9	14 Iowa State	W	86-73	20/19	2 *vs. Oklahoma	L	60-94	12/12



Mandy Nightingale led Colorado to six wins over ranked opponents in 2001-02 on the way to an Elite Eight appearance. CU played 16 games against ranked opponents that season, the most in school history.



HISTORY VS. RANKED TEAMS BY SEASON

AP Team	Res	Score	CUR
2002-03 (1-6)			
4 at Kansas State	L	36-61	24/23
7 Texas Tech	L	58-80	
10 at Texas	L	55-75	
5 Kansas State	L	59-67	
5 ^vs. Texas	L	47-62	
12 *North Carolina	W	86-67	
11 *vs. Villanova	L	51-53	

2003-04 (3-7)			
15 Notre Dame	W	67-63 OT	20/20
13 Minnesota	L	61-95	16/16
23 Washington	W	78-64	17/14
24 Baylor	W	69-59	14/14
11 Kansas State	L	69-76	14/14
10 Kansas State	L	59-79	11/10
1 Texas	L	45-51	12/12
24 Oklahoma	L	58-78	13/13
8 Texas Tech	L	51-60	14/13
19 Oklahoma	L	47-60	13/13

2004-05 (0-8)			
2 LSU	L	44-75	
13 Texas Tech	L	41-87	
16 Kansas State	L	70-81	
19 at Iowa State	L	76-103	
18 at Kansas State	L	54-76	
13 at Texas	L	40-83	
6 Baylor	L	65-84	
18 ^vs. Iowa State	L	62-64	

2005-06 (0-2)			
18 at Oklahoma	L	61-84	
10 at Baylor	L	40-86	

AP Team	Res	Score	CUR
2006-07 (0-7)			
16 Vanderbilt	L	81-76	
23 Texas	L	49-68	
17 Texas A&M	L	58-74	
7 Oklahoma	L	62-82	
21 Nebraska	L	44-54	
14 Baylor	L	67-75	
13 *Texas A&M	L	45-62	

2007-08 (3-4)			
22 Wyoming	W	69-55	
20 Vanderbilt	W	62-51	
19 Texas A&M	L	68-72	25/RV
21 Oklahoma State	L	71-82	
10 Oklahoma	L	66-82	
15 Kansas State	W	73-68	
8 Baylor	L	62-76	

2008-09 (0-9)			
16 at Virginia	L	43-77	
6 Baylor	L	50-63	
22 at Oklahoma State	L	43-79	
16 at Texas	L	32-62	
3 Oklahoma	L	58-72	
21 Iowa State	L	71-82	
12 at Texas A&M	L	50-79	
16 at Kansas State	L	60-72	
25 at Iowa State	L	63-76	

2009-10 (0-10)			
23 Virginia	L	59-74	
12 at Oklahoma	L	50-63	
6 Nebraska	L	63-80	
15 at Baylor	L	42-76	
14 Texas	L	50-74	
12 at Oklahoma	L	55-65	
3 at Nebraska	L	73-89	
12 Texas A&M	L	61-95	
13 at Iowa State	L	41-59	
16 vs. Baylor	L	65-72	

*NCAA
^Conference Tournament

Colorado vs. Ranked Teams by School

School	Top 10	W	L
Arizona State	0-0	1	0
Auburn	0-0	0	1
Baylor	0-5	2	8
Colorado State	0-0	0	1
Florida	0-0	1	1
George Washington	0-0	1	0
Georgia	0-0	0	1
Illinois	0-0	1	1
Iowa	1-0	1	0
Iowa State	1-2	2	13
Kansas	1-1	7	8
Kansas State	1-5	3	13
Long Beach State	0-1	0	1
Louisiana Tech	1-3	1	3
LSU	0-1	2	2
Minnesota	0-0	0	1
Missouri	0-1	0	2
Nebraska	0-2	4	3
North Carolina	0-0	1	0
North Carolina State	0-0	1	0
Notre Dame	0-0	1	0
Ohio State	0-0	0	1
Oklahoma	0-6	2	14
Oklahoma State	0-0	2	4
Old Dominion	0-0	0	1
Oregon	0-0	1	2
Penn State	0-0	0	1
Purdue	1-0	1	0
Stanford	3-2	3	4
Stephen F. Austin	0-0	2	0
Tennessee	0-3	0	3
Texas	0-4	2	12
Texas A&M	0-0	0	5
Texas Tech	1-6	2	10
Tulane	0-0	0	1
UNLV	0-0	0	1
Vanderbilt	0-2	1	4
Villanova	0-0	0	1
Virginia	0-0	0	2
Washington	1-0	2	2
Western Kentucky	0-0	1	0
Wyoming	0-0	1	0



Colorado's 69-55 win over Wyoming on Dec. 5, 2007, gave the Buffs their first win over a ranked opponent in four seasons.

CU IN THE POLLS



Year	AP	USAT	Year	AP	USAT	Year	AP	USAT	Year	AP	USAT
1980-81	AP		1992-93	AP	USAT	1994-95	AP	USAT	1996-97	AP	USAT
Dec. 16, 1980	20		Preseason	25	24	Preseason	11	10	Preseason	17	15
Dec. 23, 1980	20		Dec. 8, 1992	19	17	Nov. 22, 1994	11	10	Nov. 18, 1996	18	15
Dec. 30, 1980	19		Dec. 15, 1992	13	13	Nov. 29, 1994	10	8	Nov. 25, 1996	18	13
Jan. 5, 1981	18		Dec. 22, 1992	10	10	Dec. 6, 1994	10	8	Dec. 2, 1996	17	13
Mar. 8, 1981	18		Dec. 29, 1992	10	10	Dec. 13, 1994	8	8	Dec. 9, 1996	21	20
Mar. 15, 1981	17		Jan. 5, 1993	7	7	Dec. 20, 1994	9	9	Dec. 16, 1996	RV	25
			Jan. 12, 1993	6	7	Dec. 27, 1994	9	8	March 10, 1997	18	21
			Jan. 19, 1993	4	4	Jan. 3, 1995	7	6	Final	18	21
1981-82	AP		Jan. 26, 1993	7	7	Jan. 10, 1995	6	6			
Dec. 13, 1981	18		Feb. 2, 1993	5	5	Jan. 17, 1995	6	6	1997-98	AP	USAT
Dec. 20, 1981	15		Feb. 9, 1993	4	4	Jan. 24, 1995	5	5	Preseason	18	16
Dec. 27, 1981	15		Feb. 16, 1993	4	4	Jan. 31, 1995	4	4	Nov. 17, 1997	18	16
Jan. 3, 1982	13		Feb. 23, 1993	4	5	Feb. 7, 1995	3	3	Nov. 24, 1997	17	17
Jan. 10, 1982	15		March 2, 1993	6	10	Feb. 14, 1995	3	3	Dec. 1, 1997	16	16
Jan. 17, 1982	16		March 9, 1993	9	9	Feb. 21, 1995	3	3	Dec. 8, 1997	21	21
			March 15, 1993	10	10	Feb. 28, 1995	3	3	Dec. 15, 1997	21	22
1988-89	AP	USAT	Final	10	9	March 7, 1995	3	3	Dec. 22, 1997	18	20
Dec. 5, 1988	20	25	1993-94	AP	USAT	March 14, 1995	2	3	Dec. 29, 1997	21	23
Jan. 16, 1989	20	22	Nov. 16, 1993	12	12	Final	2	5			
Jan. 23, 1989	18	21	Nov. 20, 1993	11	12	1995-96	AP	USAT	2000-01	AP	USAT
Jan. 30, 1989	16	18	Nov. 29, 1993	11	12	Preseason	14	11	Jan. 22, 2001	25	RV
Feb. 6, 1989	15	15	Dec. 7, 1993	9	10	Nov. 20, 1995	11	11	Jan. 29, 2001	23	RV
Feb. 13, 1989	15	15	Dec. 14, 1993	7	7	Nov. 27, 1995	8	8	Feb. 5, 2001	19	24(t)
Feb. 20, 1989	10	12	Dec. 21, 1993	6	6	Dec. 4, 1995	8	6	Feb. 12, 2001	19	21
Feb. 26, 1989	10	12	Dec. 28, 1993	5	6	Dec. 11, 1995	8	5	Feb. 19, 2001	16	20
March 6, 1989	9	12	Jan. 4, 1994	4	4	Dec. 18, 1995	9	6	Feb. 26, 2001	17	21
March 12, 1989	9	11	Jan. 11, 1994	7	7	Dec. 25, 1995	10	6	March 5, 2001	20	21
Final	9	19	Jan. 18, 1994	6	6	Jan. 1, 1996	13	10	March 12, 2001	20	21
			Jan. 25, 1994	3	4	Jan. 8, 1996	12	9	Final	20	21
1991-92	AP	USAT	Feb. 1, 1994	7	8	Jan. 15, 1996	15	11			
March 15, 1992	24	25	Feb. 8, 1994	5	5	Jan. 22, 1996	16	11	2002-03	AP	USAT
Final	24	NR	Feb. 15, 1994	3	3	Jan. 29, 1996	16	14	Dec. 30, 2002	25	25
			Feb. 22, 1994	3	3	Feb. 5, 1996	19	16	Jan. 6, 2003	24	23
			March 1, 1994	3	3	Feb. 12, 1996	18	16	Final	RV	19
			March 8, 1994	2	2	Feb. 19, 1996	20	18			
			March 15, 1994	5	5	Feb. 26, 1996	20	19	2003-04	AP	USAT
			Final	5	10	March 4, 1996	19	19	Preseason	20	20
						Final	17	17	Nov. 17, 2003	16	16
									Nov. 24, 2003	20	16
									Dec. 1, 2003	17	15
									Dec. 8, 2003	17	14
									Dec. 15, 2003	14	13
									Dec. 22, 2003	13	13
									Dec. 29, 2003	13	13
									Jan. 5, 2004	14	14
									Jan. 12, 2004	15	15
									Jan. 19, 2004	14	14
									Jan. 26, 2004	11	10
									Feb. 2, 2004	11	10
									Feb. 9, 2004	12	12
									Feb. 16, 2004	13	13
									Feb. 23, 2004	14	13
									Mar. 1, 2004	13	13
									Mar. 8, 2004	13	13
									Mar. 15, 2004	17	16
									Final	17	24
									2007-08	AP	USAT
									Dec. 24, 2007	25	RV
									Dec. 31, 2007	23	RV
									Jan. 7, 2008	23	RV
									Jan. 14, 2008	25	RV



An 11 game win streak helped propel Colorado to a No. 23 Associated Press ranking during the 2007-08 season, the Buffs first ranking in four years.

Poll Notes and Streaks

Colorado was ranked in 75 straight polls from the final poll of the 1991-92 season (Mar. 15, 1992) to Dec. 9, 1996.

Of those 75 polls, 49 weeks were spent among the nation's top-10 teams.

Colorado was ranked in 30 consecutive AP polls from Jan. 21, 2001 to the final poll of the 2001-02 season.

Buff's climb to 16th in poll

Barry targeting host role in first weekend of NCAA for her CU team

Chris Harper 2-20-01

Through the eyes of her 21-plus years as a college head coach and a experience of taking Colorado the NCAA women's basketball tournament eight times, Coach Barry

ry ought to know what it will take for the Buffs to be rewarded as a host for the first two rounds of play this year.

"I think we still have some work to do," Barry said Monday as CU continued its climb in the Associated Press poll (down 19 to 16) and of the important RPI rankings (now 21st).

For starters, that would be duplicating last week's upset of them- No. 6 Iowa State against No. 15

Texas Tech Wednesday night at the Coors Events Center.

"A win would either leave the Buffs tied for second place with Iowa State in the Big 12 or in sole possession of second, should the Cyclones lose at home tonight against No. 22 Texas.

And if Colorado can finish as high as third in the Big 12, Barry reasons chances are good the Buffs will be at home for the week leading up to the March 24-26

Midwest Regional semifinals and final at the Pepsi Center in Denver.

"I would think (the Big 12 would) get three teams, maybe four" as early round hosts, Barry said.

Only two Big 12 teams opened the NCAA Tournament at home last season. But Barry reasons the conference is stronger this year, with five teams in the Top 25 since CU earned its stripes last month and the conference standing third

behind the SEC and ACC in RPI rankings.

"I'd be disappointed if we didn't get at least three teams as hosts," Barry said. "All seasons long, the top three Big 12 teams (Oklahoma, ISU and Texas Tech) have been in the top 15 in the nation. I'd be real disappointed if we moved and we didn't get the same commit-
Please see **BUFFS** on PG

50-128 vs. ranked opponents	3-23 vs. Top 5	32 upsets, last Feb. 23, 2008,
11-48 vs. Top 10	29-41 in Boulder	vs. No. 15 Kansas State



A PROGRAM IN THE SPOTLIGHT

Colorado Televised Games By Season

Date	Opponent	Result	Network	CUR	OR	Notes
1992-93 (1)						
3/27/93	Texas Tech	L 54-79 (N)	ESPN	9/9	5/6	NCAA
1993-94 (1)						
2/25/94	Oklahoma State	W 69-59 (H)	PSN	3/3		
1995-96 (3)						
12/10/95	San Francisco	W 66-56 (A)	PSN	8/6		
1/5/96	Kansas	W 60-59 (A)	ESPN2	13/6		
2/19/95	Iowa State	W 83-38 (H)	ESPN2	3/3		
1996-97 (4)						
12/28/96	Stanford	L 48-64 (H)	FSN		3/2	
1/11/97	Texas Tech	W 63-49 (H)	FSN		7/7	
1/25/97	Kansas	L 58-61 (A)	FSN		15/15	
2/1/97	NC State	W 67-62 (H)	ESPN2		21/20	
1997-98 (5)						
1/1/98	Illinois	L 44-88 (A)	CBS		13/13	
1/10/98	Baylor	L 57-76 (A)	FSN			
1/17/98	Texas Tech	L 40-80 (A)	FSN		5/6	
1/24/98	Texas A&M	W 72-64 (H)	FSN			
2/22/98	Nebraska	L 53-78 (A)	FSN			
1998-99 (4)						
12/28/98	Stanford	W 75-64 (H)	FSN			
1/2/99	Texas	L 65-83 (A)	FSN			
1/20/99	Kansas	W 76-65 (H)	FSN		NR/23	
2/13/99	Iowa State	L 70-86 (A)	FSN		16/16	
1999-2000 (4)						
1/2/00	Stanford	L 48-83 (A)	FSN			
1/29/00	Oklahoma State	L 72-75 (H)	FSN			
2/16/00	Kansas State	L 54-62 (H)	FSN			
2/23/00	Baylor	L 90-91 (A)*	FSN			
2000-01 (5)						
12/2/00	UCLA	W 88-63 (H)	FSN			
12/22/00	Florida	W 98-62 (H)	Sunshine		16/16	
2/3/01	Baylor	W 85-66 (H)	FSN	23/RV	20/22	
2/10/01	Nebraska	W 81-65 (A)	FSN	19/24		
3/8/01	Oklahoma	L 93-102 (N)	FSN	20/21	7/7	Big 12
2001-02 (10)						
12/8/01	UCLA	W 79-48 (A)	FSN	15/14		
12/29/01	LSU	W 86-65 (N)	TCS	18/15	21/22	
1/6/02	Texas	L 68-70 (H)	FSN	16/14	21/20	
2/3/02	Texas Tech	W 74-69 (A)*	FSN	17/17	13/16	
2/9/02	Iowa State	L 75-85 (A)	ESPN2	13/13	12/10	
2/19/02	Texas A&M	W 88-70 (H)	FSN	22/19		
3/6/02	Iowa State	L 56-58 (N)	FSN	10/11	11/10	Big 12
3/17/02	LSU	W 69-58 (H)	ESPN2	12/12	22/24	NCAA
3/23/02	Stanford	W 62-59 (N)	ESPN	12/12	5/5	NCAA
3/25/02	Oklahoma	L 60-94 (N)	ESPN2	12/12	2/2	NCAA
2002-03 (9)						
1/26/03	Texas Tech	L 80-58 (H)	ESPN2		7/7	
2/2/03	Missouri	L 71-52 (A)	FSN			
2/8/03	Texas A&M	W 55-49 (A)	FSN			
2/16/03	Oklahoma	W 61-57 (H)	ESPN2			
3/12/03	Oklahoma	W 73-68 (N)	FSN			Big 12
3/13/03	Texas	L 62-47 (N)	FSN		5/7	Big 12
3/22/03	BYU	W 84-45 (H)	ESPN2			NCAA
3/24/03	North Carolina	W 86-67 (H)	ESPN2		12/11	NCAA
3/29/03	Villanova	L 51-53 (N)	ESPN		11/12	NCAA
2003-04 (7)						
12/20/03	USC	W 69-67 (A)	FSN	14/13		
1/10/04	Kansas State	L 69-76 (H)	FSN	14/14	9/10	
1/18/04	Missouri	W 71-54 (H)	FSN	15/15		
2/8/04	Kansas State	L 53-79 (A)	ESPN2	11/10	10/11	
2/21/04	Oklahoma State	W 72-57 (H)	FSN	13/13		
3/10/04	Oklahoma	L 56-63 (N)	FSN	13/13	19/20	Big 12
3/20/04	UCSB	L 49-76 (A)	ESPN2	17/16		NCAA

Thanks in part to repeated success, a tough schedule and a partnership with FSN Rocky Mountain and the Big 12 Conference the Colorado Buffaloes are one of the most televised teams in the nation. In the past nine seasons, CU has appeared on 81 regional or national telecasts and is scheduled for at least another eight during the 2010-11 season. CU also has all games, home and away, broadcast on KKZN 760 or KVVCU 1190 AM, featuring play-by-play man Mike Rice and color analyst Carol Callan of USA Basketball.



Colorado's 79-48 win over UCLA on Dec. 8, 2001 was the highest rated women's basketball game ever televised by FSN Rocky Mountain. In fact, four of the top six, and six of the top 11 highest rated women's basketball games on FSN Rocky Mountain involve Colorado.

A PROGRAM IN THE SPOTLIGHT

Date	Opponent	Result	Network	CUR	OR	Notes	Date	Opponent	Result	Network	CUR	OR	Notes
2004-05 (11)							2007-08 (10)						
11/27/04	LSU	L 44-75	FSN		2/2		12/1/07	at Colorado State	W 82-47	MTN			
12/1/04	Wyoming	L 67-42	ALT				12/5/07	Wyoming	W 69-55	FSN			22/21
12/8/04	Colorado State	W 83-77	FSN				12/28/07	Southern Utah	W 81-38	FSN	25/RV		
12/21/04	Washington	W 76-74*	FSN				1/13/08	Iowa State	L 77-84**	FSN	23/RV		
1/5/05	at Nebraska	L 62-84	FSN				1/19/08	at Kansas State	L 60-67	FSN	25/RV		
1/15/05	Texas Tech	L 41-87	FSN		13/13		1/22/08	Kansas	W 59-41	FSN			
1/25/05	Kansas	L 60-65	FSN				1/26/08	at Texas Tech	L 44-62	FSN			
1/29/05	Kansas State	L 70-81	FSN		16/16		2/2/08	Oklahoma State	L 71-82	FSN			21/18
2/5/05	at Texas A&M	L 62-72	FSN				2/6/08	Nebraska	L 71-80	FSN			
2/9/05	Missouri	L 55-58	FSN				3/5/08	Missouri	W 63-47	FSN			
2/16/05	Oklahoma	L 61-77	FSN				2008-09 (7)						
2005-06 (7)							11/19/08	Colorado State	W 93-63	FSN			
11/21/05	Wyoming	L 50-66	FSN				1/10/09	Baylor	L 50-63	FSN			6/5
11/30/05	at Colorado State	L 83-86	FSN				1/21/09	Oklahoma	L 58-72	FSN			3/2
1/4/06	Nebraska	L 61-84	FSN				1/28/09	Texas Tech	L 60-66	FSN			
1/10/06	Kansas	W 74-65	FSN				1/31/09	Nebraska	W 75-73	FSN			
1/24/06	Texas A&M	L 46-55	FSN				2/7/09	Iowa State	L 47-53	FSN			21/23
2/4/06	Texas	L 64-69	FSN				2/28/09	Missouri	L 55-66	FSN			
2/8/06	Kansas State	L 62-67	FSN				2009-10 (9)						
2006-07 (11)							12/2/09	Denver	W 84-57	FSN			
11/10/06	San Francisco	W 62-56	FSN				1/2/10	Virginia	L 59-74	FSN			23/21
1/10/07	Iowa State	W 81-67	FSN				1/9/10	Missouri	W 64-48	FSN			
1/20/07	Oklahoma	L 67-82	FSN				1/16/10	Iowa State	L 62-68	FSN			RV/20
1/28/07	Missouri	L 48-61	FSN				1/20/10	at Kansas State	W 63-57	FSN			
1/31/07	Kansas State	W 66-55	FSN				1/24/10	Oklahoma State	L 63-74	FSN			12/17
2/10/07	Nebraska	L 44-54	FSN				1/30/10	Nebraska	L 64-80	FSN			6/4
2/14/07	Kansas State	W 60-58	FSN				2/10/10	Texas	L 50-74	FSN			14/19
2/21/07	Baylor	L 67-75	FSN				2/16/10	Kansas	L 72-79	FSN			
2/24/07	Kansas	W 59-50	FSN				KEY: ALT-Altitude Sports & Entertainment FSN-Fox Sports Net						
3/6/07	Texas Tech	W 71-67	COX			Big 12	PSN-Prime Sports Net TCS-Triple Crown Sports Television						
3/7/07	Texas A&M	L 45-62	FSN			Big 12	Sunshine-Sunshine Sports Net MTN-The Mtn.; *-overtime; **-2OT						





COLORADO TEAM AWARD WINNERS

Ultimate Team Award (Coaches Award)

*(recognizing attitude, leadership,
desire and commitment)*

1984: Julie Hoehing
1985: Kris Holwerda
1986: Kris Holwerda
1987: Julie Moore
1988: Annan Wilson
1989: Crystal Ford
1990: Deb Jacobson
1991: Amy Mathern
1992: Debbie Jacobson
1993: Amy Mathern
1994: Amy Palmer
1995: Jen Terry
1996: Erin Scholz
1997: La Shena Graham
1998: Alexis Felts
1999: Kami Carmann
2000: Jenny Roulier
2001: Eisha Bohman
2002: Eisha Bohman
2003: Diana Spencer
2004: Randie Wirt
2005: Sarah Lini
2006: Whitney Law
2007: Anna Nedovic
2008: Susie Powers
2009: Kara Richards

Most Valuable Player

1992: Mindy Henry
1994: Jamillah Lang, Shelley Sheetz
1995: Shelley Sheetz
1996: De Celle Thomas
2002: Mandy Nightingale
2005: Veronica Johns-Richardson

Community Service Award

2006: Tami Garnett
2007: Caley Dow
2008: Caley Dow
2009: Whitney Houston

Crystal Ford-Adams Scholar-Athlete Award

1992: Sherrice King
1993: Abby Wirfs
1994: Holly Stanish
1995: Jen Terry
1996: La Shena Graham

1998: La Shena Graham
1999: Eisha Bohman
2000: Sabrina Scott
2001: Caroline Koechlin
2002: Linda Lappe
2003: Linda Lappe
2004: Randie Wirt
2005: Whitney Law
2006: Jackie McFarland
2007: Jackie McFarland
2008: Jackie McFarland
2009: Hannah Skildum
2010: Julie Seabrook

Sixth-Player Award

1992: Jamillah Lang
1993: De Celle Thomas
1994: Lauri Weathers
1995: Amy Palmer
1996: Michelle Hasheider
2002: Linda Lappe
2003: Veronica Johns-Richardson
2004: Amber Metoyer
2007: Aija Putnina
2008: Whitney Houston
2009: Hannah Skildum

Most Valuable Offensive Player

1992: Shelley Sheetz
1993: Shelley Sheetz
1995: Isabelle Fijalkowski
1998: La Shena Graham
1999: Linda Lappe
2000: Jenny Roulier
2001: Jenny Roulier
2002: Tera Bjorklund
2003: Tera Bjorklund
2004: Tera Bjorklund
2006: Jasmina Ilic
Jackie McFarland
2007: Jasmina Ilic
Jackie McFarland
2008: Jackie McFarland
2009: Brittany Spears

Most Valuable Defensive Player

1992: Abby Wirfs
1993: Stephanie Mack
1995: Erin Scholz
1996: Raegan Scott

1998: Damietta Velicica
1999: Kami Carmann
2000: Mandy Nightingale
2001: Mandy Nightingale
2002: Britt Hartshorn
2003: Maria Billingsley
2004: Randie Wirt
2006: Whitney Law
2007: Susie Powers
2008: Brittany Spears
2009: Alyssa Fressle

Second-Season Award

1995: De Celle Thomas

Comeback Player Award

1994: De Celle Thomas
1998: Shelley Garcia
1999: Michelle Hasheider

Leadership Award

1996: Amy Palmer

Clutch Player Award

1996: Jen Terry

Refuse to Lose Award

1992: Amy Mathern

Newcomer of the Year Award

1998: Jenny Circle

Most Improved Player Award

1998: Nikki Weddle
2000: Britt Hartshorn
2001: Eisha Bohman
2002: Kate Fagan
2003: Sarah Lini
2004: Anna Nedovic
2005: Yari Escalera
2007: Whitney Houston
2008: Bianca Smith
2009: Kara Richards

Most Consistent Player Award

1999: Shelley Garcia

Lisa Van Goor Rebounding Award

1999: Britt Hartshorn
2000: Sabrina Scott
2001: Britt Hartshorn
2002: Sabrina Scott
2003: Sabrina Scott
2004: Randie Wirt
2005: Anna Nedovic
2006: Jackie McFarland
2007: Jackie McFarland
2008: Jackie McFarland
2009: Brittany Spears
2010: Brittany Spears

Unsung Hero Award

2000: Kami Carmann
2001: Kate Fagan
2002: Randie Wirt
2003: Linda Lappe
2004: Maria Billingsley

Rookie of the Year

2001: Tera Bjorklund
2003: Amber Metoyer
2004: Emily Waner
2005: Kara Richards
2008: Brittany Spears
2009: Alyssa Fressle

Take Charge Award


2002: Mandy Nightingale
2003: Kate Fagan
2004: Kate Fagan
2005: Jackie McFarland

Free Throw Champion

2002: Jenny Roulier
2003: Kate Fagan
2004: Kate Fagan

Practice Player Award

2006: Courtney Wallace
2007: Hannah Skildum
2008: Hannah Skildum
2008: Kara Richards
2009: Chelsea Dale



Chelsea Dale



Julie Seabrook



Brittany Spears

HONOR ROLL



Shelly Sheetz


WBCA ALL-AMERICAN Shelley Sheetz, 1995

1994-95 Trophy Case

WBCA All-American
 USBWA First-Team All-American
 AP First-Team All-American
Basketball Times All-American
 Big Eight Player-of-the-Year
 First-Team All-Big Eight
 Big Eight Tournament MVP
 NCAA Midwest Regional All-Tournament Team
 Big Eight Player-of-the-Week (twice)
 Naismith Player-of-the-Year Finalist (1 of 5)

Charting Sheetz

- ▶ Colorado's and Big Eight's all-time leader in three-point field goals (252)
- ▶ CU's leader in all-time three-point field goals attempted (661)
- ▶ CU's fourth all-time leading scorer (1,755)
- ▶ Second all-time leader in assists (514)
- ▶ Fourth all-time leader in free throws made (425)
- ▶ Third all-time leader in steals (287)



Lisa Van Goor



Bridget Turner

ALL-AMERICA

WBCA All-America (Honorable Mention/All District)

1980-81: Lisa Van Goor (District VII)
 1981-82: Lisa Van Goor (District VII)
 1982-83: Lisa Van Goor (District VII)
 1988-89: Bridget Turner (District V)
 1983-84: Diane Hiemstra (District VII)
 1992-93: Shelley Sheetz (District V)
 1993-94: Shelley Sheetz, Jamillah Lang
 (District V)
 1995-96: Erin Scholz
 1996-97: Erin Scholz
 2003-04: Tera Bjorklund (District V)

Naismith Award

2003-04: Tera Bjorklund (finalist)
 2007-08: Jackie McFarland (semifinalist)

Senior Class Award Finalist

2003-04: Tera Bjorklund
 2007-08: Jackie McFarland

Academic All-America

1980-81: Corky O'Rourke (third team)
 2005-06: Jackie McFarland
 (second team)
 2006-07: Jackie McFarland
 (second team)
 2007-08: Jackie McFarland (first team)

WBCA Freshman All-America (First Team)

1980-81: Lisa Van Goor (District VII)

Street & Smith Preseason All-America

1988-89: Bridget Turner
 1993-94: Shelley Sheetz
 1994-95: Shelley Sheetz
 2003-04: Tera Bjorklund

John R. Wooden Preseason All-America

2003-04: Tera Bjorklund

Wooden Award Finalist

2003-04: Tera Bjorklund

WBCA Wade Trophy Preseason Watch List

2003-04: Tera Bjorklund

Wade Trophy Finalist

1982-83: Lisa Van Goor
 1984-85: Lisa Van Goor
 2003-04: Tera Bjorklund

Associated Press All-America (Honorable Mention)

2006-07: Jackie McFarland
 2007-08: Jackie McFarland



HONOR ROLL

ALL-CONFERENCE

First Team

Intermountain Conference

1981: Lisa Van Goor

1982: Lisa Van Goor

Big Eight Conference

1983: Lisa Van Goor

1984: Diane Hiemstra

1989: Bridget Turner

1991: Debbie Johnson

1993: Shelley Sheetz,
Mindy Henry

1994: Shelley Sheetz,
Jamillah Lang

1995: Shelley Sheetz,
Isabelle Fijalkowski

1996: Erin Scholz

Big 12 Conference

2003: Tera Bjorklund

2004: Tera Bjorklund

2007: Jackie McFarland

2008: Jackie McFarland

Second Team

Big Eight Conference

1983: Diane Hiemstra

1985: LeaAnn Banks

1987: Bridget Turner,
Tracy Tripp

1988: Crystal Ford

1989: Crystal Ford

1990: Debbie Johnson

1992: Jamillah Lang,
Shelley Sheetz

1996: De Celle Thomas

Big 12 Conference

1997: Erin Scholz,

Raegan Scott

2002: Mandy Nightingale

2006: Jackie McFarland

2009: Brittany Spears

Third Team

Big 12 Conference

1997: La Shena Graham

2000: Jenny Roulier

2001: Mandy Nightingale,
Jenny Roulier

2002: Jenny Roulier

Honorable Mention

Big Eight Conference

1983: Kris Holwerda, Julie Hoehing

1985: LeaAnn Banks, Lisa Van Goor

1986: Bridget Turner, Crystal Ford,
Kris Holwerda

1988: Bridget Turner, Tracy Tripp

1989: Rosland Starks

1990: Benita Martin, Annan Wilson

1991: Missy Kraai

1992: Mindy Henry, Sherrice King

1993: Amy Mathern, Abby Wirfs

1994: Erin Scholz

1995: Erin Scholz

1996: Raegan Scott, Aleksandra Slokar

Big 12 Conference

1998: La Shena Graham

1999: Chaquita Dilworth, Linda Lappe

2001: Britt Hartshorn

2003: Linda Lappe, Sabrina Scott

2004: Kate Fagan, Randie Wirt

2005: Veronica Johns-Richardson

2007: Jasmina Ilic

2008: Brittany Spears

2009: Kara Richards

2010: Brittany Spears

Big 12 All-Rookie Team

2008: Brittany Spears

2009: Alyssa Fressle

Big 12 "Sixth Man" Award

2010: Bianca Smith

Conference Coach-of-the-Year

Big Eight Conference

1989: Ceal Barry

1993: Ceal Barry

1994: Ceal Barry

1995: Ceal Barry

Conference Player-of-the-Year

Big Eight Conference

1989: Bridget Turner

1994: Jamillah Lang (with Angela Aycok, KU)

1995: Shelley Sheetz

Conference Newcomer of the Year

Big Eight Conference

1990: Debbie Johnson (Co-newcomer)

1986: Bridget Turner

1992: Shelley Sheetz

1995: Isabelle Fijalkowski

Conference Female Athlete-of-the-Year

Big Eight Conference

1995: Shelley Sheetz

Conference All-Decade Team

(1980-89)

Big Eight Conference

Bridget Turner (Second Team)

Lisa Van Goor (Honorable Mention)

Conference Sportsmanship Award

Big Eight Conference

1991: Colorado

1992: Colorado

1993: Colorado



Diane Hiemstra



Mindy Henry



Raegan Scott

HONOR ROLL



NATIONAL TEAM PLAYERS

World University Games Team

1981: Lisa Van Goor
 2001: Jenny Roulier
 2003: Tera Bjorklund, Kate Fagan
 2007: Aija Putnina (Latvia)

Canadian National Women's Basketball Team

1985 (Summer): Erin Carson

Canada Junior National Team

2007: Julie Seabrook (U19)
 2008: Julie Seabrook (U18)
 2009: Julie Seabrook (U19)

French Olympic Team

2000: Isabelle Fijalkowski

Latvia National Team

2004: Dina Piterniece (U18)
 Aija Putnina (U16)
 2005: Dina Piterniece (U20)
 Aija Putnina (U18)
 2006: Dina Piterniece (U20)
 Aija Putnina (U19)
 2007: Aija Putnina (U20)

Latvia Olympic Team

2008: Aija Putnina

Puerto Rico Junior National U19 World Championship Tournament

2005: Yari Escalera

U.S. Olympic Festival Participants

1986: Bridget Turner (West)
 Crystal Ford (West)
 1987: Bridget Turner (West)
 Rehema Stephens (West)
 1990: Kamala Sherman (West)
 1991: Jamillah Lang (North)
 1993: Erin Scholz (West)
 1994: Amy Palmer, De Celle Thomas (South)
 Erin Scholz, Raegan Scott,
 Lauri Weathers (West)
 1995: Raegan Scott, Alexis Felts
 (alternate West)
 Michelle Hasheider (North)

U.S. Junior National Team

1988: Molly Wampler
 2001: Tera Bjorklund

Conference Select Team

1990: Debbie Johnson
 1991: Sherrice King
 1992: Shelley Sheetz

U.S. Select Team

1994: Shelley Sheetz
 1996: Erin Scholz

U.S. Jones Cup Team

1982: Lisa Van Goor
 1983: Lisa Van Goor
 1995: Erin Scholz
 2007: Jackie McFarland

U.S. Athletes International

2009: Bianca Smith



Tera Bjorklund



Jenny Roulier



Jackie McFarland

ACADEMIC ALL-CONFERENCE

First Team

1986: Kris Holwerda
 1987: Tracy Tripp
 1988: Crystal Ford, Tracy Tripp
 1989: Crystal Ford
 1991: Debbie Johnson
 1992: Sherrice King
 1993: Sherrice King, Abby Wirfs
 1994: Amy Palmer, Erin Scholz
 1995: Jen Terry, Isabelle Fijalkowski
 1996: LaShena Graham, Erin Scholz,
 De Celle Thomas
 1997: Jen Terry, Tinker Jacobs
 1998: La Shena Graham, Alexis Felts
 1999: Eisha Bohman, Kami Carmann
 2001: Eisha Bohman, Kate Fagan,
 Britt Hartshorn, Linda Lappe,
 Mandy Nightingale, Sabrina Scott
 2002: Tera Bjorklund, Eisha Bohman,
 Kate Fagan, Linda Lappe,
 Sabrina Scott, Randie Wirt
 2003: Tera Bjorklund, Kate Fagan,
 Veronica Johns-Richardson,
 Linda Lappe, Sabrina Scott,
 Randie Wirt
 2004: Tera Bjorklund, Kate Fagan,
 Randie Wirt
 2005: Whitney Law, Sarah Lini
 2006: Tami Garnett, Whitney Law,
 Jackie McFarland
 2007: Caley Dow, Jackie McFarland,
 Susie Powers
 2008: Caley Dow, Jackie McFarland
 2009: Hannah Skildum
 2010: Alyssa Fressle, Julie Seabrook

Honorable Mention/Second Team

1989: Tracy Tripp
 1990: Sherrice King, Debbie Jacobson
 1991: Ellen Bain, Debbie Jacobson,
 Sherrice King, Amy Mathern,
 Abby Wirfs
 1992: Abby Wirfs, Deb Jacobson
 1993: Amy Palmer
 1994: Holly Stanish
 1996: Jen Terry, Lauri Weathers
 1997: La Shena Graham, Erin Scholz,
 Raegan Scott
 1999: Chaquita Dilworth, Britt Hartshorn
 2000: Britt Hartshorn, Kami Carmann,
 Eisha Bohman
 2001: Kami Carmann, Jenny Roulier
 2002: Virginie Delepine, Britt Hartshorn,
 Mandy Nightingale, Di Spencer
 2004: Veronica Johns-Richardson
 2005: Veronica Johns-Richardson
 2007: Courtney Wallace
 2008: Susie Powers
 2009: Kara Richards



ELITE EIGHT TEAMS

1992-93

CU breaks Cardinal rule

Lady Buffs stop defending champs

MISSOULA, Mont. (AP) — Sheryl Sheets scored 18 points and Stephanie Mack made the key free throw late in the game as Colorado upset defending national champion Stanford 67-57 Thursday night in a women's NCAA West regional semifinal.

Colorado used a tenacious defense to wear out Stanford as the Lady Buffs made the most out of their first-ever appearance in the Sweet 16.

“Our No. 1 game plan was to slow down Stan. ford,” said Colorado coach Ovi Sherry. “We did like we needed to keep Stanford from getting into the paint.”

The Lady Buffs (17-1) will meet Texas Tech (25-1) Saturday in the regional championship, with the winner advancing to the First Four in Atlanta. Stanford (26-1), which had been averaging 70 points, jumped to a 14-0 lead. The Cardinal was up 34-24 at the half and maintained its edge until 17:20 left in the game.

— Associated Press Staff

RULE: Lady Buffs too tough

Continued from Page 1B

Amy Mathern grabbed two key offensive rebounds on one possession for Colorado and passed the second time to Sheets, who nailed a 3-pointer for a 54-41 lead with 3:06 remaining.

“I was thinking she better make that shot after all that,” said Mathern.

On the next possession, Sheets hit a jumper to give Colorado a 5-point lead.

“Stanford is a great team with their tradition and all, but we just played with a lot of heart and believed in ourselves,” Sheets said.

Stanford was forced to foul, and Colorado hit 14 of 18 free throws in the last two minutes. Stephanie Mack connected on 9 of 10 during that stretch and finished with 12 points.

For the game, Colorado hit 29 of 46 from the line, while Stanford was 9 of 16.

Henry and Lang each scored 13 points each for Colorado. Val Whiting led Stanford with 21 points and 11 rebounds, while Molly Goodenbour added 13 points, Christy Hedgepeth 11 and Rachel Himmer 10.

TEXAS TECH 87, USC 67

Sheryl Swoopes scored 32 points on her 22nd birthday in leading Southwest Conference champion Texas Tech to its seasonal victory over Southern California.

Swoopes, who entered the game averaging nearly 27 points and 9 rebounds, also had 11 boards in Tech's victory.



1994-95



2001-02



REGULAR SEASON CONFERENCE CHAMPIONSHIPS 

1989 Big Eight Champions (14-0)

Basketball, as in life, offers its share of firsts. And the 1988-89 season was no exception. The Buffs would open the pre-season with a 10-3 showing, including the program's first win over Louisiana Tech. The 61-60 win would be Colorado's first over a No. 2 ranked team and Barry would use that win to catapult the Buffs to a 20-game win streak that would come to a halt during the NCAA Tournament. But not before the Buffs would claim the Big Eight Conference's first undefeated regular season (14-0) title, their first tournament title and lay claim to the program's first conference player-of-the-year in Bridget Turner.




1994 Big Eight Champions (12-2)

Colorado would graduate five seniors and reload with seven newcomers and leave the league's coaches to believe that they couldn't repeat its feats from the previous year. Although the nation's experts pegged the Buffs the No. 4 preseason team in the country, in the preseason Big Eight coaches poll, the Buffs would be picked to finish behind Kansas come March. Well, the exact opposite happened. Colorado would go 12-2 in conference competition and the preseason player-of-the-year would take a seat behind CU senior Jamillah Lang, crowned the 1994 conference queen.



1993 Big Eight Champions (12-2)

A team little known to anyone outside the conference circles, the Buffs would take the nation by storm as they took a pre-season No. 25 ranking to No. 9 by March. A 15-game win streak to open the season would turn heads as CU was the country's seventh-ranked team when it opened the Big Eight campaign—a convincing 61-33 win over Kansas State in Boulder. The Buffs would live up to their preseason expectations to take the conference title, although few probably thought they would do it so convincingly, outscoring their league opponents by an average of more than 15 points a game.



1995 Big Eight Champions (14-0)

If the 1989 conference season was a season of firsts, then the '95 campaign was when the Buffs would prove that history can repeat itself, and still provide some firsts. Following a 5-2 start, Colorado would go on a 25-game win streak, including the league's only second unblemished 14-0 conference record. Colorado's 74-71 win at Kansas State in the conference finale would put the seal on the league's only regular season conference three-peat and second straight conference player-of-the-year award winner in Shelley Sheetz. As they did in the 1993 postseason, the '95 Buffs would be the conference's second team to advance to a regional final in NCAA play.



BUFFS IN THE PROS



Tera Bjorklund



Isabelle Fijalkowski



Jamillah Lang



Jenny Roulier



Shelley Sheetz



Erin Scholz



Raegan Scott



Lisa Van Goor

Tera Bjorklund '04

2004 Charlotte Sting, WNBA
2006 San Jose, San Diego, NWBL 2005 France

Erica Bradford '97

2002 - Kansas City, NWBL
2003 - Club de Propaganda da Natacao, Portugal
2005 - Atomeromu Kosalarbda Sport Club, Hungary
2006 - Biandra Basket Club, Romania
2007 - Yad Mordekhay Basketball Club, Israel

Virginie Delepine '02

2002-09 France

Kate Fagan '04

2004 Mercy Coolock, Ireland 2005 Colorado Chill, NWBL

Isabelle Fijalkowski '95

WNBA
1997 Cleveland Rockers
• Elite Draft Second Pick • League FG Percentage Leader
1998 Cleveland Rockers • League FG Percentage Leader

Britt Hartshorn, '02

2002 Club Estudiante, Madrid, Spain

Veronica Johns-Richardson '05

2006 Colorado Chill, NWBL

Jamillah Lang '94

1996-97 San Jose Lasers, ABL • Ninth Round Draft Pick

Jackie McFarland '08

2008 Team Esperides, Athens, Greece

Susie Powers '08

2008 Aguas Buenas Tigresas, Puerto Rico

Aija Putnina '08

2008 CB Olesa Espanyol, Olesa de Montserrat, Spain
2009 USO Mondeville, France

Kara Richards '09

2009 Merkur Celje, Slovenia

Jenny Roulier '02

2002 Club Estudiante, Madrid, Spain 2004 Colorado Chill, NWBL

Erin Scholz '95

2005-06 Colorado Chill, NWBL

Raegan Scott '97

WNBA
1997 Utah Starzz • Third Round Draft Pick
1998 Cleveland Rockers

Sabrina Scott '03

2003-05 Pool Comense, Italy 2006 ESSA Barreiro, Portugal
2006-07 AZS Jelenia Gora Poland
2007 Zeljeznicar B.C., Bosnia
2009 BC Wolfenbuttel, Germany
2008-09, 2010 Lulea Basket, Sweden

Shelley Sheetz '95

ABL
1996-97 Colorado Xplosion • Fifth Round Draft Pick
1997-98 Portland Power

Lisa Van Goor '85

1985-90 Canary Islands 1990-91 Italy 1991-92 France

Randie Wirt '04

2004 Finland

BIG EIGHT HISTORY (from 1982-1996)



CU at the Big Eight Tournament

1983

Colorado 78, Oklahoma 70
Kansas State 97, Colorado 63
All-tournament team: Diane Hiemstra

1984

Missouri 113, Colorado 51
All-tournament team: none

1985

Missouri 87, Colorado 64
All-tournament team: none

1986

Colorado 96, Nebraska 90
Colorado 57, Kansas State 56
Missouri 75, Colorado 63
All-tournament team: Erin Carson

1987

Missouri 92, Colorado 77
All-tournament team: none

1988

Colorado 79, Oklahoma State 68
Colorado 84, Missouri 80
Kansas 70, Colorado 69
All-tournament team: Erin Carson

1989

Colorado 80, Oklahoma 61
Colorado 83, Missouri 67
Colorado 98, Oklahoma State 92 (20T)
All-tournament team: Crystal Ford (MVP); Bridget Turner

1990

Iowa State 70, Colorado 61
All-tournament team: none

1991

Colorado 80, Oklahoma 75
Kansas 76, Colorado 56
All-tournament team: none

1992

Colorado 79, Kansas State 27
Colorado 74, Nebraska 66
Colorado 70, Kansas 53
All-tournament team: Jamillah Lang (MVP); Shelley Sheetz

1993

Colorado 55, Kansas State 41
Kansas 81, Colorado 78 (20T)
All-tournament team: Jamillah Lang

1994

Colorado 66, Iowa State 56
Colorado 77, Nebraska 67
Missouri 79, Colorado 71 (OT)
All-tournament team: Shelley Sheetz; Jamillah Lang

1995

Colorado 73, Iowa State 38
Colorado 76, Oklahoma State 58
Colorado 61, Kansas 45
All-tournament team: Raegan Scott, Shelley Sheetz (MVP)

1996

Colorado 76, Oklahoma 60
Colorado 69, Oklahoma State 59
Colorado 75, Kansas 47
All-tournament team: Michelle Hasheider, De Celle Thomas, Erin Scholz (MVP)

Colorado's Big Eight History

Big Eight Record: 125-69/.644

Regular Season Titles: (4)-1989, 1993, 1994, 1995

Regular Season Runner-Up: (4)-1986, 1991, 1992, 1996

Big Eight Tournament Record: 21-10/.677

Tournament Titles: (4)-1989, 1992, 1995, 1996

Tournament Runner-Up: (3)-1986, 1988, 1994

Sportsmanship Titles: (3)-1991, 1992, 1993

Coach-of-the-Year Titles: (4)-1989, 1993, 1994, 1995

Player-of-the-Year Titles: (3)-1989, 1994, 1995

Newcomer-of-the-Year Titles: (4)-1986, 1990, 1992, 1995

First Team All-Big Eight Selections: 11

Second Team All-Big Eight Selections: 10

Honorable Mention All-Big Eight Selections: 21

First Team Academic All-Big Eight: 16

Honorable Mention Academic All-Big Eight: 14

All-Time Big Eight Win-Loss Records

(conference season games only)

School	Seasons	Title	Games	Wins	Losses	Pct.
Colorado	14	4	194	125	69	.644
Kansas	14	6	196	120	76	.612
Missouri	14	5	196	109	87	.556
Oklahoma State	14	1	196	101	95	.515
Oklahoma	14	1	195	92	103	.471
Kansas State	14	6	196	93	103	.474
Nebraska	14	1	196	92	104	.469
Iowa State	14		193	48	145	.249

All-Time Overall Big Eight Win-Loss Records

School	Seasons	Games	Wins	Losses	Pct.
Colorado	22	646	425	221	.658
Missouri	22	644	411	233	.638
Kansas State	28	806	506	300	.627
Kansas	28	753	466	287	.619
Oklahoma State	23	655	383	272	.584
Nebraska	22	648	364	284	.562
Oklahoma	22	605	323	291	.526
Iowa State	23	617	253	364	.410

Big Eight Conference Championship History

Year	Regular Season	Conference Record	Tournament
1982*	Kansas State		Kansas State
1983	Kansas State	12-2	Missouri
1984	Kansas State	12-2	Kansas State
	Missouri	12-2	
1985	Missouri	12-2	Missouri
1986	Oklahoma	10-4	Oklahoma
1987	Kansas	9-5	Kansas
	Kansas State	9-5	
1988	Nebraska	11-3	Kansas
1989	Colorado	14-0	Colorado
1990	Missouri	11-3	Oklahoma State
1991	Oklahoma State	11-3	Oklahoma State
1992	Kansas	12-2	Colorado
1993	Colorado	12-2	Kansas
1994	Colorado	12-2	Missouri
1995	Colorado	14-0	Colorado
1996	Kansas	11-3	Colorado

*Conference champion determined by postseason tournament in 1981-82 season.


Conference Newcomers of the Year



Bridget Turner
1986



Debbie Johnson
1990



Shelley Sheetz
1992



Isabelle Fijalkowski
1995


Conference Players of the Year



Bridget Turner
1989



Jamillah Lang
1994



Shelley Sheetz
1995

First Team All-Conference



Lisa Van Goor
1983




Diane Hiemstra
1984



Bridget Turner
1989



Debbie Johnson
1991



Shelley Sheetz
1993, '94, '95



Mindy Henry
1993



Jamillah Lang
1994



Isabelle Fijalkowski
1995



Erin Scholz
1996





BIG 12 HISTORY

First Team



Jackie McFarland 2006-07 and 2007-08



Tera Bjorklund 2002-03 and 2003-04

All-Time Big 12 Win-Loss Records

Team	Won	Lost	Pct.
Oklahoma	147	77	.656
Iowa State	139	85	.621
Texas Tech	139	85	.621
Baylor	136	88	.607
Texas	135	89	.603
Kansas State	119	105	.531
Nebraska	109	115	.487
Colorado	94	130	.420
Kansas	86	138	.384
Texas A&M	84	140	.375
Oklahoma State	79	145	.353
Missouri	76	148	.339


Big 12 Record: 94-130/.420
 Regular Season Titles: 0
 Regular Season Runner-Up: 1
 Big 12 Tournament Record: 8-13/.381
 Tournament Titles: 1-1997
 Tournament Runner-Up: 0
 Coach-of-the-Year Titles: 0
 Player-of-the-Year Titles: 0
 Newcomer-of-the-Year Titles: 0

All-Time Overall Big 12 Win-Loss Records

Team	Years	Won	Lost	Pct.
Texas	36	886	298	.748
Texas Tech	35	770	361	.681
Kansas State	42	782	467	.626
Colorado	36	651	420	.608
Oklahoma	35	637	437	.593
Kansas	42	693	493	.584
Baylor	36	659	473	.582
Missouri	36	616	447	.579
Nebraska	36	624	470	.570
Oklahoma State	37	593	483	.551
Texas A&M	35	581	504	.535
Iowa State	37	569	498	.533

Freshman-of-the-Year Titles: 0
 "Sixth Man" Award Winners: 1
 First Team All-Big 12 Selections: 4
 Second Team All-Big 12 Selections: 5
 Third Team All-Big 12 Selections: 5
 Honorable Mention All-Big 12 Selections: 14
 All-Rookie Team Selections: 2
 First Team Academic All-Big 12: 33
 Honorable Mention Academic All-Big 12: 16

Second Team



Erin Scholz
1996-97



Raegan Scott
1996-97



Mandy Nightingale
2001-02



Jackie McFarland
2005-06



Brittany Spears
2008-09

Third Team



LaShena Graham
1996-97



Jenny Roulier
1999-2000, 2000-01,
2001-02

Honorable Mention



Chaquita Dilworth



Kate Fagan



LaShena Graham



Britt Hartshorn



Jasmina Ilic



Veronica
Johns-Richardson



Linda Lappe



Kara Richards



Sabrina Scott



Brittany Spears



Randie Wirt

NCAA TOURNAMENT HISTORY



IAIW Postseason Appearances

Four (1979, 1980, 1981, 1982)

All-Time IAIW Postseason Record

(5-4)

NCAA Postseason Appearances

12 (1988, 1989, 1992, 1993, 1994, 1995, 1996, 1997, 2001, 2002, 2003, 2004)

COLORADO'S NCAA SEEDING HISTORY

1988	West Region	No. 7 Seed
1989	West Region	No. 3 Seed
1992	Midwest Region	No. 3 Seed
1993	West Region	No. 4 Seed
1994	West Region	No. 3 Seed
1995	Midwest Region	No. 1 Seed (Colorado's & Big Eight's first No. 1 Seed)
1996	West Region	No. 3 Seed
1997	Midwest Region	No. 2 Seed
2001	Midwest Region	No. 6 Seed
2002	West Region	No. 3 Seed
2003	Mideast Region	No. 6 Seed
2004	East Region	No. 6 Seed

NCAA Sweet 16 (3-3)

1993	Defeated Stanford (West Region Semifinals/Missoula, Mont.)	80-67
1994	Lost to Stanford (West Region Semifinals/Stanford, Calif.)	78-62
1995	Defeated George Washington (Midwest Region Semifinals/Des Moines, Iowa)	77-61
1997	Lost to Tennessee (Midwest Region Semifinals/Iowa City, Iowa)	75-67
2002	Defeated Stanford (West Region Semifinals/Boise, Idaho)	62-59
2003	Lost to Villanova (Mideast Region Semifinals/Knoxville, Tenn.)	53-51

NCAA Second Round (6-4)

1988	Lost to Long Beach State (West Region/Long Beach, Calif.)	103-64
1989	Lost to UNLV (West Region/Boulder)	84-74
1993	Defeated UCSB (West Region/Boulder)	81-54
1994	Defeated Oregon (West Region/Boulder)	92-71
1995	Defeated Southwest Missouri State (Midwest Region/Boulder)	78-34
1996	Lost to Auburn (West Region/Boulder)	68-61
1997	Defeated Stephen F. Austin (Midwest Region/Boulder)	66-57
2001	Lost to Vanderbilt (Midwest Region/Nashville)	65-59
2002	Defeated LSU (West Region/Boulder)	69-58
2003	Defeated BYU (Mideast Region/Boulder)	86-67

NCAA First Round (8-2)

1988	Defeated Eastern Illinois (West Region/Charleston, Ill.)	78-72
1989	BYE	
1992	Lost to Southern Illinois (Midwest Region/Boulder)	OT 84-80
1993	BYE	
1994	Defeated Marquette (West Region/Boulder)	77-74
1995	Defeated Holy Cross (Midwest Region/Boulder)	83-49
1996	Defeated Tulane (West Region/Boulder)	83-75
1997	Defeated Marshall (Midwest Region/Boulder)	69-49
2001	Defeated Siena (Midwest Region/Nashville)	98-78
2002	Defeated Southern (West Region/Boulder)	88-61
2003	Defeated BYU (Mideast Region/Boulder)	84-45
2004	Lost to UC Santa Barbara (East Region/Santa Barbara)	76-49

Number of Times Reached


Elite Eight	3	1993, 1995, 2002
Sweet 16	6	1993, 1994, 1995, 1997, 2002, 2003
Second Round	10	1988, 1989, 1993, 1994, 1995, 1996, 1997, 2001, 2002, 2003
First Round or Bye	12	1988, 1989, 1992, 1993, 1994, 1995, 1996, 1997, 2001, 2002, 2003, 2004

All-Time NCAA Tournament Record

17-12 (.586)

NCAA Elite Eight (0-3)

1993	Lost to Texas Tech (West Region Finals/Missoula, Mont.)	79-54
1995	Lost to Georgia (Midwest Region Finals/Des Moines, Iowa)	82-79
2002	Lost to Oklahoma (West Region Finals/Boise, Idaho)	94-60



Jenny Roulier and Britt Hartshorn celebrate on the scorer's table after advancing to the Sweet 16.



NCAA ACTION



Bufs step on Heels



CU women roll to Sweet 16 as Bjorklund's 34-point burst steams North Carolina

The Buffs have made 12 trips to March Madness, including six straight in the 1990s (one of 15). When Ceal Barry and the Buffs reached the pinnacle as the No. 1 seed in the Midwest Region in 1995, it was a first for Colorado and the Big Eight Conference.

The fans in Boulder came out in full force for the 1995 Midwest Region first and second rounds, selling out the Buffs' games against Holy Cross and Southwest Missouri State (now Missouri State) with a then-NCAA record 11,072 for each contest.

From 1993 to 1997, Colorado had one of the more impressive NCAA Tournament runs going 10-5 and advancing to three Sweet 16s and two Elite Eight rounds.

In fact, the Buffs were only one of 10 schools to advance to at least four Sweet 16s in that span and one of 11 to advance to the elite round of eight.

Colorado has played host to one or more rounds of the NCAA Women's Basketball Championship in 11 different seasons including 1992 where the Buffaloes hosted a first round session as well as the Midwest Regional. CU has hosted two NCAA tournaments at the Pepsi Center in Denver; the 2001 Midwest Regional and 2006 first and second round games.



Colorado's NCAA Tournament Honors All Region Teams

- Shelley Sheetz (1993, 1995)
- Isabelle Fijalkowski (1995, MVP)
- Eisha Bohman (2002)

Number of Times Hosted

- Regionals 2 (1992, 2001)
- Second Round 8 (1989, 1993, 1994, 1995, 1996, 1997, 2002, 2003, 2006)
- First Round 7 (1992, 1994, 1995, 1996, 1997, 2002, 2003, 2006)

COLORADO'S NCAA-ATTENDED GAMES

11,199	vs. UNLV	Mar. 18, 1989	Boulder	West Regional Second Round
11,198	vs. Oregon	Mar. 19, 1994	Boulder	West Regional Second Round
11,072	vs. Holy Cross	Mar. 16, 1995	Boulder	Midwest Regional Second Round
11,072	vs. Southwest Missouri State	Mar. 17, 1995	Boulder	Midwest Regional Second Round
10,507	vs. Villanova	Mar. 29, 2003	Knoxville, Tenn.	Midwest Regional Semifinal Round
9,531	vs. UC-Santa Barbara	Mar. 20, 1993	Boulder	West Regional Second Round
7,131	vs. Texas Tech	Mar. 27, 1993	Missoula, Mont.	West Regional Final
7,071	vs. Marquette	Mar. 16, 1994	Boulder	West Regional First Round
7,000	vs. Stanford	Mar. 24, 1994	Stanford, Calif.	West Regional Semifinal Round
6,457	vs. Tulane	Mar. 15, 1996	Boulder	West Regional First Round
6,284	vs. Stanford	Mar. 25, 1993	Missoula, Mont.	West Regional Semifinal Round
6,107	vs. Oklahoma	Mar. 25, 2002	Boise, Idaho	West Regional Final
5,794	vs. Stanford	Mar. 23, 2002	Boise, Idaho	West Regional Semifinal Round
5,739	vs. George Washington	Mar. 23, 1995	Des Moines, Iowa	Midwest Regional Semifinal Round
5,561	vs. Georgia	Mar. 25, 1995	Des Moines, Iowa	Midwest Regional Final
5,268	vs. Southern	Mar. 15, 2002	Boulder	West Regional First Round
5,107	vs. Tennessee	Mar. 22, 1997	Iowa City, Iowa	Midwest Regional Semifinal Round
4,645	vs. North Carolina	Mar. 24, 2003	Boulder	Midwest Regional Semifinal Round
4,622	vs. Auburn	Mar. 17, 1996	Boulder	Midwest Regional Semifinal Round
4,420	vs. Marshall	Mar. 14, 1997	Boulder	Midwest Regional First Round
4,392	vs. Vanderbilt	Mar. 19, 2001	Nashville, Tenn.	Midwest Regional Second Round
4,388	vs. BYU	Mar. 22, 2003	Boulder	Midwest Regional First Round
4,354	vs. Stephen F. Austin	Mar. 16, 1997	Boulder	Midwest Regional Second Round
4,223	vs. LSU	Mar. 17, 2002	Boulder	West Regional Second Round
3,645	vs. Siena	Mar. 17, 2001	Nashville, Tenn.	Midwest Regional First Round
3,208	vs. Southern Illinois	Mar. 18, 1992	Boulder	West Regional First Round
3,012	vs. UC-Santa Barbara	Mar. 20, 2004	Santa Barbara, Calif.	East Regional First Round
1,557	vs. Eastern Illinois	Mar. 16, 1988	Charleston, Ill.	West Regional First Round
1,185	vs. Long Beach State	Mar. 19, 1988	Long Beach, Calif.	West Regional Second Round

NCAA TOURNAMENT TEAM STATISTICS**Colorado's Game-by-Game Statistics in the NCAA Championships**

Date	Result	FG-A	Pct.	3FG-A	Pct.	FT-A	Pct.	O-D/Tot.	PF	A	TO	BS	S	TP	
Mar. 16, 1988	Colorado Eastern Illinois	W 78- 72	28- 68 25- 67	.412 .378	3- 9 4- 13	.333 .308	19- 26 18- 24	.731 .750	29- 18/47 28- 15/43	24 22	16 16	16 22	5 1	8 9	78 72
Mar. 19, 1988	Colorado Long Beach State (7)	L 64- 103	23- 59 43- 75	.390 .573	1- 3 1- 1	.333 1.000	17- 23 16- 17	.739 .941	12- 16/28 16- 28/44	12 22	11 22	27 20	3 10	4 14	64 103
Mar. 18, 1989	Colorado (9) UNLV (16)	L 74- 84	20- 63 28- 53	.317 .528	3- 10 4- 10	.300 .400	31- 39 24- 30	.795 .800	13- 12/25 13- 28/46	26 26	8 9	10 26	0 15	20 5	74 84
Mar. 18, 1992	Colorado (24) So. Illinois	ot L 80- 84	33- 67 34- 70	.493 .486	2- 10 4- 13	.200 .308	12- 16 12- 22	.750 .545	9- 25/34 17- 29/46	14 19	21 15	19 18	7 4	8 8	80 84
Mar. 20, 1993	Colorado (10) Santa Barbara	W 81- 54	27- 61 23- 51	.443 .451	6- 10 0- 3	.600 .000	21- 35 8- 13	.600 .615	19- 23/42 10- 25/35	15 27	21 12	16 28	7 3	10 5	81 54
Mar. 25, 1993	Colorado (10) Stanford (6)	W 80- 67	24- 50 27- 59	.480 .458	3- 8 4- 15	.375 .267	29- 38 9- 16	.763 .563	9- 27/36 12- 23/35	17 29	17 20	13 19	0 0	11 4	80 67
Mar. 27, 1993	Colorado (10) Texas Tech (5)	L 54- 79	22- 55 25- 56	.400 .446	3- 14 8- 20	.214 .400	7- 10 21- 25	.700 .840	8- 20/28 16- 27/43	22 13	18 14	14 11	3 4	2 9	54 79
Mar. 16, 1994	Colorado (5) Marquette	W 77- 74	26- 75 30- 79	.347 .380	3- 14 7- 28	.214 .250	22- 31 7- 13	.710 .538	27- 33/60 20- 29/49	15 25	21 21	19 21	6 4	10 11	77 74
Mar. 19, 1994	Colorado (5) Oregon	W 92- 71	30- 54 28- 57	.556 .491	2- 9 7- 21	.222 .333	30- 37 8- 10	.811 .800	13- 20/33 11- 17/28	16 23	26 15	12 17	2 0	5 4	92 71
Mar. 24, 1994	Colorado (5) Stanford (11)	L 62- 78	26- 60 32- 63	.433 .508	2- 9 0- 11	.222 .000	8- 11 14- 15	.727 .933	14- 21/35 10- 22/32	17 10	13 22	15 7	1 1	4 4	62 78
Mar. 16, 1995	Colorado (2) Holy Cross	W 83- 49	31- 66 21- 53	.470 .396	4- 9 5- 15	.444 .333	17- 24 2- 3	.708 .666	21- 26/47 6- 17/23	9 18	22 16	6 14	7 2	4 4	83 49
Mar. 18, 1995	Colorado (2) SW Missouri State	W 78- 34	32- 57 11- 54	.561 .204	1- 6 0- 14	.167 .000	13- 17 12- 24	.765 .500	10- 40/50 11- 18/29	18 17	25 6	21 17	2 2	10 8	78 34
Mar. 23, 1995	Colorado (2) George Washington (18)	W 77- 61	26- 65 25- 67	.400 .373	4- 11 4- 11	.364 .364	21- 29 7- 11	.724 .636	24- 32/56 10- 23/33	13 22	10 9	18 13	7 11	9 9	77 61
Mar. 25, 1995	Colorado (2) Georgia (12)	L 79- 82	28- 50 32- 72	.560 .444	2- 7 5- 12	.286 .444	21- 28 13- 16	.750 .813	9- 25/34 15- 21/36	17 25	14 17	18 7	3 3	2 11	79 82
Mar. 15, 1996	Colorado (17) Tulane	W 83- 75	28- 56 29- 64	.500 .453	5- 14 8- 23	.357 .348	22- 38 9- 12	.579 .750	18- 26/44 10- 20/30	15 27	22 18	10 11	4 1	8 8	83 75
Mar. 17, 1996	Colorado (17) Auburn (19)	ot L 61- 68	19- 66 25- 56	.288 .446	2- 20 2- 5	.100 .400	21- 31 16- 18	.677 .889	21- 25/46 6- 30/36	12 20	14 18	15 19	1 0	8 7	61 68
Mar. 14, 1997	Colorado (18) Marshall	W 69- 49	26- 64 15- 42	.406 .357	6- 17 7- 19	.353 .368	11- 16 12- 17	.688 .706	20- 21/41 8- 21/29	18 17	16 9	14 22	2 1	15 6	69 49
Mar. 16, 1997	Colorado (18) S.F. Austin (19)	W 66- 57	21- 55 22- 70	.382 .314	6- 12 3- 14	.500 .214	18- 23 10- 18	.783 .556	17- 30/47 25- 22/47	15 25	13 7	21 18	4 3	7 11	66 57
Mar. 22, 1997	Colorado (18) Tennessee (10)	L 67- 75	28- 54 32- 65	.519 .492	3- 12 2- 5	.250 .400	8- 10 9- 13	.800 .692	7- 19/26 16- 20/36	14 13	13 8	12 10	2 1	4 8	67 75
Mar. 17, 2001	Colorado (20) vs Siena	W 98-78	38-60 32-65	.633 .492	5-8 10-20	.625 .500	17-19 4-8	.895 .500	10-25/35 10-13/23	10 17	17 20	2 16	2 2	5 9	98 78
Mar. 19, 2001	Colorado (20) at Vanderbilt (10)	L 59-65	25-56 24-55	.446 .436	5-11 7-13	.455 .538	4-4 10-14	1.000 .714	6-18/24 15-23/38	20 12	12 16	7 14	4 1	2 2	59 65
Mar. 15, 2002	Colorado (12) Southern	W 88-61	32-54 22-70	.593 .314	8-11 7-21	.727 .333	16-19 10-17	.842 .588	9-32/41 20-15/35	16 20	26 7	16 12	11 2	5 9	88 61
Mar. 17, 2002	Colorado (12) LSU (22)	W 69-58	23-59 22-61	.390 .361	7-22 5-13	.318 .385	16-19 9-10	.842 .900	15-28/43 12-23/35	11 16	20 15	11 11	8 4	2 8	69 58
Mar. 23, 2002	Colorado (12) vs. Stanford (5)	W 62-59	21-55 22-52	.382 .423	3-8 5-19	.375 .263	17-19 10-14	.895 .714	10-24/34 7-25/32	17 16	10 12	13 15	1 5	7 6	62 59
Mar. 25, 2002	Colorado (12) vs. Oklahoma (2)	L 60-94	21-50 34-62	.420 .548	0-4 9-21	.000 .429	18-21 17-20	.857 .850	9-22/31 7-21/28	15 19	5 23	29 15	0 0	8 10	60 94
Mar. 22, 2003	Colorado BYU	W 84-45	25-50 17-61	.500 .279	12-20 4-15	.600 .267	22-30 7-7	.733 1.000	7-32/39 12-21/33	13 22	22 13	12 17	6 5	8 8	84 45
Mar. 24, 2003	Colorado North Carolina (11)	W 86-67	23-47 27-76	.489 .355	9-21 4-15	.429 .267	31-39 9-16	.795 .563	7-28/35 25-24/49	17 28	19 15	18 18	5 2	7 12	86 67
Mar. 29, 2003	Colorado Villanova (12)	L 51-53	19-53 17-48	.358 .354	1-9 8-21	.111 .381	12-16 11-14	.750 .786	7-28/35 5-29/34	12 13	7 10	6 9	1 10	4 5	51 53
Mar. 20, 2004	Colorado UC-Santa Barbara	L 49-76	12-42 25-54	.286 .463	2-7 2-10	.286 .200	23-33 24-29	.697 .828	10-22/32 10-23/33	24 20	5 13	22 12	1 4	5 11	49 76
Colorado	29 games	17-12 (.586)	737-1611	.457	108-317	.340	507-672	.754	382-696/1078	454	447	430	103	202	2111/72.8
Opponents			749-1805	.415	136-421	.323	338-466	.725	350-534/884	573	418	506	101	225	1972/68.0

() Ranking at tipoff

NCAA TOURNAMENT RECORDS – COLORADO IN THE NCAA RECORD BOOK**Fewest Points**— 34, Southwest Missouri State vs. Colorado, Mar. 18, 1995**Fewest Points in One Half**— 11, Southwest Missouri State vs. Colorado, Mar. 18, 1995**Fewest Field Goals**— 11, Southwest Missouri State vs. Colorado, Mar. 18, 1995**Lowest Field Goal Percentage**— 20.4 (11- 54), Southwest Missouri State vs. Colorado, Mar. 18, 1995**Lowest Three-Point Field Goal Percentage**— 0.0 (0- 4), Southwest Missouri State vs. Colorado, Mar. 18, 1995**Fewest Turnovers**— 6, Colorado vs. Holy Cross, Mar. 16, 1995; 7, Colorado vs. Vanderbilt, Mar. 19, 2001**Highest Attendance at First/Second Round Games**— 11,072, Holy Cross at Colorado, Mar. 16, 1995

11,072, Southwest Missouri State at Colorado, Mar. 18, 1995



COORS EVENTS CENTER



Quick Facts

Dedicated: 1979

First Women's Basketball Game: Nov. 16, 1979 (Colorado State, W 112-48)

Capacity: 11,064

Construction Cost: \$7,579,756

Student Seats: 4,000

Seasons: 31

CU's all-time record at CECC: 340-114 (.749)

Recent additions: Permanent Playing Surface (2008)

Also home to: Colorado Men's Basketball, Colorado Volleyball

Undefeated Seasons: Five (1980-81, 1981-82, 1982-83, 1992-93, 1993-94)

Longest Home Win Streak: 53 (Feb. 20, 1980, through Nov. 19, 1983)

Longest Home Conference Streak: 31 (Jan. 25, 1992, through Feb. 2, 1996)



Since 1979, the Coors Events Center on the southwest edge of the Boulder main campus has been home to Colorado women's basketball. It is the home of the NCAA's eighth-longest all-time home court win streak, the Big Eight Conference's longest home league streak and home to five undefeated home seasons.

The most dramatic changes in the 31-year history of the Coors Events Center have taken place in the last three years and will continue into 2011.

CU made the commitment to enhance the basketball program by reconfiguring the second level of the Coors Events Center for a basketball operations center. The new headquarters for Colorado Basketball, completed in April 2008, allows the Buffs' coaches, student-athletes and staff more convenient access to the CECC playing floor, lockerroom, weight room and sports medicine facilities within the Events Center.

COORS EVENTS CENTER



During the summer of 2008 the Coors Events Center underwent a \$200,000 "Floor Lift" as a permanent maple surface was installed. The high grade maple gives the floor and almost white appearance and features the signature Buffalo on Sox Walseth Court.

In March 2010, CU Athletics broke ground on the north side of the Coors Events Center for a new basketball and volleyball practice facility which will complement the operations center. With construction well underway, it will add 35,000 square feet of space and feature two basketball/volleyball courts, dedicated, modern locker rooms, coaches' offices, and team meeting rooms.

The target date for completion is August 2011. Cost of the project is \$10.8 million, funded from private funds.



Top Home Crowds

Attend.	Opponent	Date	Result
11,199	UNLV	3/18/89	L 74-84
11,198	Oregon	3/19/94	W 92-71
11,072	Holy Cross	3/16/95	W 83-49
11,072	Southwest Missouri State	3/18/95	W 78-34
10,929	Kansas	2/4/94	W 75-67
10,322	Tennessee	12/17/94	L 72-78
9,531	UC-Santa Barbara	3/20/93	W 81-54
9,121	Iowa State	2/19/94	W 83-38
8,521	Nebraska	2/21/93	W 71-63
8,282	Kansas State	2/23/02	W 79-58

The structure will match the campus architectural Charles Klauder theme, a northern Italian, rural Tuscany influence, with varicolored sandstone and red-tiled roofs to match the other 200-plus buildings on the CU-Boulder campus.

The Coors Events Center is within walking distance from all points of campus, and parking for Colorado basketball games is free to the public in the parking garage located just north of the arena. The southwest entrance faces the majestic flatirons, the mountains located west of campus, providing Colorado fans with one of most beautiful views in all of collegiate athletics when they arrive to the game. Coors has hosted its share of concerts. Bob Dylan, Jack Ingram and Juice Newton are just some of the artists who have taken the stage in the Events Center, providing an indoor venue for CU students and Boulder residents equipped to attract some of the best entertainers in the World.





COLORADO TRADITIONS

School Colors

The official colors of CU are silver and gold. According to the book *Glory Colorado*, these colors were adopted by the class of 1888, as a symbol of the mineral wealth of this state. But in 1921, as football became more popular, there were complaints from the students that silver and gold did not look good on football jerseys. In fact, silver and gold ended up looking like dirty gray and dark yellow. It wasn't until 1959 that the football team changed its jerseys to black with yellow. And although the football team seems to have set the trend with its color choice, CU still has the official colors of silver and gold.


CU, not UC

A question often asked of many former Big Eight schools: Why is it the University of Colorado, but the moniker is CU and not UC? (The same applies at Kansas-KU, Missouri-MU, Nebraska-NU and Oklahoma-OU). "Midwestern casualness," said CU historian Fred Casotti. It has always been this way at Colorado, for whatever reason, and at the other four listed above, but seemingly nowhere else in the USA. In the 1950s, there was a concerted effort to eliminate the use of "CU" on the Boulder campus, both as a symbol and in speech, but Casotti said that no one would buy into it. "Nobody would change," he said. "It's easier to say than U of C, UC sounds like slang or something (as in 'you see'), and it was traditional. By trying to eliminate it, they reinforced it."

Buffaloes

The buffalo first appeared in 1934, three weeks after a contest to select an official school nickname by the *Silver and Gold* newspaper had come to an end and "Buffaloes" was the winning entry. The nickname was officially bestowed upon the school's teams at halftime of the Homecoming game against Utah. For the final game of the '34 season, some students paid \$25 to rent a buffalo calf mascot along with a real cowboy as his keeper. It took the cowboy and four students to keep the calf under control on the sidelines, a 7-0 win over the University of Denver on Thanksgiving Day.

Prior to 1934, CU athletic teams usually were referred to as the "Silver and Gold", but other nicknames teams were sometimes called included Silver Helmets, Yellow Jackets, Hornets, Arapahoes, Big Horns, Grizzlies and Frontiersmen. The campus newspaper announced the contest in the fall of 1934, with a \$5 prize to go to the author of the winning selection. Claude Bates of New Madrid, Mo., and James Proffitt of Cincinnati, Ohio, were co-winners for the prize as both submitted Buffaloes as their entry. Athletic Director Harry Carlson, graduate manager Walter Franklin and Kenneth Bundy of the *Silver and Gold* were the judges. Through the years, synonyms which quickly came into use included "Bison", "Buffs", "Thundering Herd", "Stampeding Herd", "Golden Avalanche", and "Golden Buffaloes".



CU Fight Song

Fight CU down the field,
 CU must win
 Fight, fight for victory
 CU knows no defeat
 We'll roll up a mighty score
 Never give in
 Shoulder to shoulder
 We will fight, fight
 Fight, fight, fight!

Alma Mater

Hail, all hail our alma mater
 Ever will our hearts be true
 You will live with us forever
 Loyal will we be to you
 We sing forever your praises
 Evermore our love renew
 Pledge our whole devotion to you
 Dear old CU.



Ralphie V

CU ATHLETIC HALL OF FAME



The University of Colorado Athletic Hall of Fame was established in 1998 to recognize outstanding individual and team accomplishments and to preserve the heritage and tradition of the CU Athletic Department.

Appropriately, one of CU's most distinguished alumni, former United States Supreme Court Justice Byron "Whizzer" White, was the lone member inducted into the Athletic Hall of Fame's inaugural class in 1998.

The CU Athletic Hall of Fame officially welcomes in 10 new members on Nov. 11, 2010, which will bring the number of inductees to 47 individuals and one team. Two women's basketball players have been previously inducted, Lisa Van Goor in 1999 and Shelley Sheetz in 2004, and three more will enter as part of the class of 2010: Bridget Turner, Tera Bjorklund and former head coach Ceal Barry.



Bridget Turner



Lisa Van Goor



Tera Bjorklund



Shelly Sheetz



Ceal Barry

CU Hall Of Fame Inductees

Byron "Whizzer" White	Football	1998
Gil Cruter	Track & Field	1999
Burdette Haldorson	Basketball	1999
William "Kayo" Lam	Football	1999
Joe Romig	Football	1999
Lisa Van Goor	Basketball	1999
Billy Toomey	Track & Field	2000
Dean Lahr	Wrestling	2000
David Bohlen	Track & Field	2000
Jimmie Heuga	Skiing	2000
Dick Anderson	Football	2002
Harry Carlson	Baseball/A.D.	2002
Darian Hagan	Football	2002
Carroll Hardy	Baseball/Football	2002
Hale Irwin	Golf/Football	2002
Russell "Sox" Walseth	Basketball	2002
Don Branby	Football, Baseball Basketball	2004
Eddie Crowder	Coach/A.D.	2004
Cliff Meely	Basketball	2004
Frank Potts	Track/Football Coach	2004
Shelley Sheetz	Basketball	2004
Bill Toomey	Track & Field	2004
John Wooten	Football	2004
1959 NCAA Champion Ski Team		2006
Bobby Anderson	Football	2006
Fred Casotti	Administrator	2006
Adam Goucher	Cross Country/ Track	2006
Bill Marolt	Ski Coach/AD	2006
Bill McCartney	Football Coach	2006
Don Campbell	Track & Field	2008
Frank Clarke	Football	2008
Kara Grgas-Wheeler Goucher	Cross Country/Track	2008
Billy Lewis	Basketball/ Track & Field	2008
Dave Logan	Football/Basketball	2008
John Stearns	Baseball/Football	2008
Claude Walton	Track & Field	2008
Dal Ward	Football Coach	2008
Alfred Williams	Football	2008
Ceal Barry	Basketball	2010
Eric Bieniemy	Football	2010
Tera Bjorklund	Basketball	2010
Cliff Branch	Football/Track	2010
Kelly Campbell	Volleyball	2010
Ken Charlton	Basketball	2010
Dale Douglass	Golf	2010
Bob Stransky	Football	2010
Bridget Turner	Basketball	2010
Buddy Werner	Skiing	2010



Founded in 1876 at the foot of the Flatirons, 134 years has transformed the University of Colorado from a lone building on a bleak, windswept hill to one of the nation's leading public research institutions. Established in 1861, the University was formally founded in 1876, the year Colorado became a state.

The Boulder campus encompasses 786 acres on the main campus, east campus (which includes a research park), Williams Village and the Mountain Research Station north of nearby Nederland (which supports ecology, chemistry and geology). In 1996 the Board of Regents purchased 308 acres of land in unincorporated Boulder County, now informally known as the south campus, in an effort to insure the growth of the University well into the 21st century.

While 30,000 students are educated on the main campus, another 13,000 study at the University of Colorado at Denver, the University of Colorado Anschutz Campus (Aurora) and the University of Colorado at Colorado Springs. Nine elected Regents and President Bruce Benson lead the four-campus system, while each campus has a Chancellor who serves as the chief academic and administrative officer. Dr. Phil DiStefano is in his second year as the chancellor of the Boulder campus.

Students can enter any of 10 schools and colleges offering more than 2,500 courses in 150 fields, representing a full range of disciplines in the humanities, social sciences, physical and biological sciences, the fine and performing arts, and the professions. CU-Boulder is regularly ranked among the best of the United States' public universities by the *Fiske Guide to Colleges*, and a 2010 *USA Today/Princeton Review* survey rated the University of Colorado as the fifth-best value among American public colleges.

CU-Boulder has played a major role in NASA space programs, designing and building many scientific instruments flown in outer space, and graduated 17 men and women who became astronauts, including the late Jack Swigert, one of the three astronauts in the crippled Apollo 13 mission who made it dock to Earth safely from the moon. When the Hubble Space Telescope was launched in 1990, it was carrying seven major instruments, including a high-resolution spectrograph to study the evolution of stars and designed and built by an international science team led by astronomer Jack Brandt of CU-Boulder. Since Hubble has been up, CU-Boulder faculty and students have been among the top users of Hubble of any institution in the world. CU- Boulder is the only university in the country where undergraduate students have operated a NASA satellite.

The University has produced 19 Rhodes Scholars, five of which were former football student-athletes at CU, with Jim Hansen the most recent



recipient in 1992. Faculty member Thomas Cech, a distinguished professor of chemistry and biochemistry, won the 1989 Nobel Prize in chemistry. Other notable alumni include former United States Supreme Court Justice Byron "Whizzer" White, former big band leader Glenn Miller and actors Robert Redford and Chris Meloni, the latter starring for years on *Law & Order: Special Victims Unit*, and the creators of *South Park*, Trey Parker and Matt Stone.

If the aphorism, "Somewhere between the Rockies and reality," seems too good to believe, then come for a visit. Start with a walk on the historic Pearl Street Mall, a downtown pedestrian mall that is the ceremonial heart of the city actually that works despite the efforts of its street theatre.

Visitors may be so taken in by the scenery, the mall, Tudors and Victorians they may forget the University that put it all together. From Pearl, Broadway leads directly onto campus where the University of Colorado Museum and the CU Heritage Center, in the original Old Main building, which introduces the University's past and present. The recently completed ATLAS building is one of the most state-of-the-art structures on any college campus.

Take in the fresh mountain air on any part of 100 miles of trails and 30,000 acres of open space. Climb the Flatirons or in Eldorado Canyon State Park. Swim or board sail at the Boulder Reservoir while elite runners sprint around it. Take in a pro sporting event down the road in Denver, just one of 13 cities with teams in all four pro leagues.

Rest assured, like the prophesy of an Arapaho Indian Chief, "If you leave Boulder, you will return."